FIG 1
COMMON BATTERY (CB)

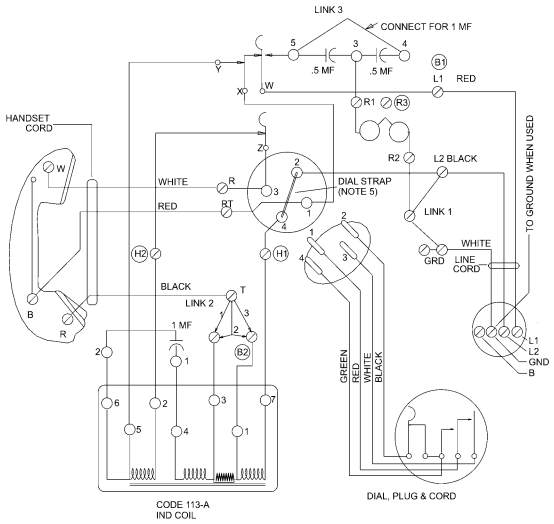

FIG 2
LOCAL BATTERY (CB OR MAGNETO)

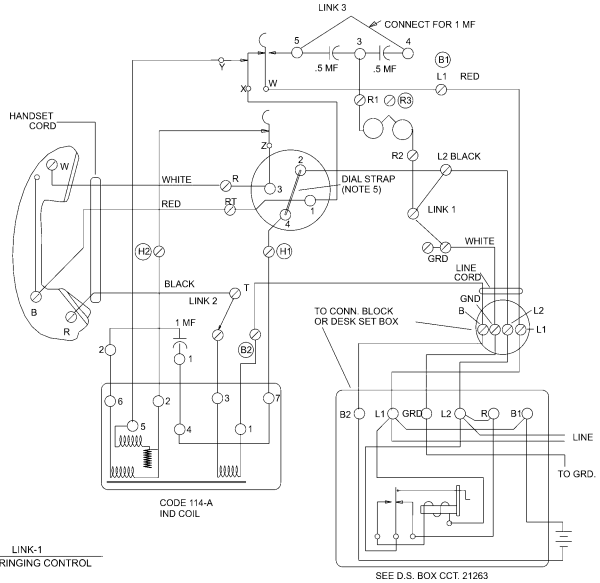

FIG 3
CB SIGNALLING - LB TALKING

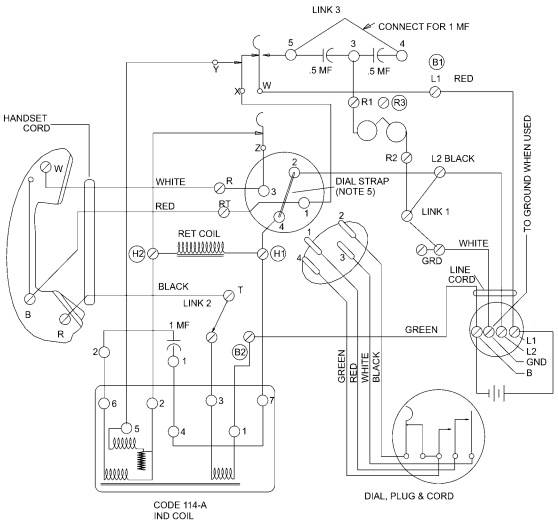

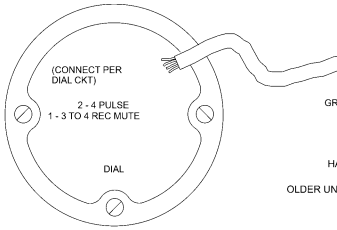

LINK-1
TYPE OF RINGING CONTROL

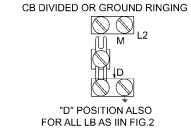

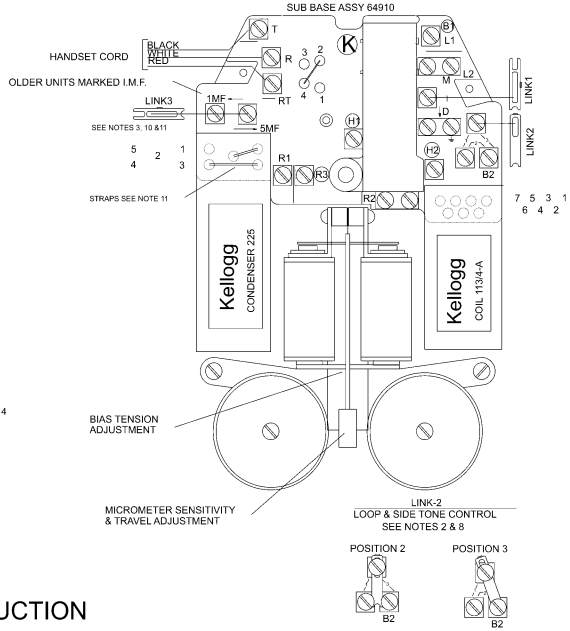

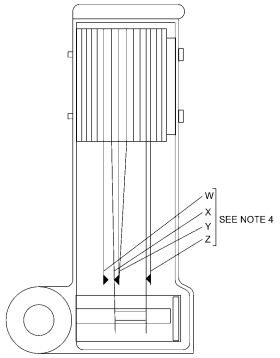

NOTES:

1. TO CHANGE FROM "METALLIC" TO "DIVIDED RINGING" WHEN A GROUND LEAD IS CONNECTED TO GRD MOVE LINK 1 FROM L2 (M) TO GND (D). FOR LB (FIG 2) USE "D" POSITION ONLY.
2. POSITION 1 FOR ALL L.B. CIRCUITS AND SHORT LOOPS ON C.B.; POSTION 2 OR 3 FOR LONGER C.B. LOOPS, WHICHEVER POSITION GIVES DESIRED SIDE-TONE REDUCTION.
3. LINK 3 PROVIDES RINGER WITH .5 MF OR .1 MF CONDENSER. SELECT CAPACITY SPECIFIED FOR RINGER. (SEE NOTE 10)
4. CRADLE SWITCH IS SHOWN IN TALKING POSITION IN ALL CIRCUITS. REPLACING HANDSET BREAKS CONTACTS "Z" BEFORE "Y" AND "Y" BEFORE "X". CONTACTS "W" MAKE AFTER BREAK AT "X".
5. WHEN DIAL IS NOT USED, DIAL SOCKET TERMINALS 2 & 4 MUST BE CONNECTED TOGETHER TO COMPLETE CIRCUIT (USE DIAL STRAP). REMOVAL OF DIAL STRAP OR DIAL PLUG PERMITS SERVICING WITHOUT REMOVING TELEPHONE FROM LINE.
6. TO PREVENT BIASED RINGER BELL TAPPING WHEN DIALING, REVERSE RINGER LEADS AT RING STATIONS, ON METALIC LINES WHERE BELL TAPPING OCCURS AT AN EXTENSION WHILE DIALING, REVERSE LINE LEADS L1 & L2 AT THE EXTENSION.
7. WHEN MAXIMUM TRANSMISSION IS NOT ESSENTIAL C-TRANSMITTERS MAY BE USED IN L.B. TALKING CIRCUIT.
8. FOR C.B. SIGNALLING L.B. TALKING TELEPHONES REQUIRING A RETARD COIL CONNECT TO H1 & H2. SEE SCHEMATIC DRAWING FOR CIRCUIT.
9. FOR "LR" TYPE TELEPHONES USE ABOVE APPLICABLE CIRCUITS EXCEPT RINGER IS OMITTED.
10. USE .5 MF CONDENSER IN HARMONIC RINGER CIRCUIT ON 25 CYCLES OR HIGHER. USE .1 MF FOR ALL OTHER RINGERS EXCEPT BA & SA WHICH USE .5 MF OR .1 MF AS REQUIRED.
11. WHEN CONDENSER IS OMITTED IN FIG 2, ADD STRAP BETWEEN CONDENSER JACKS 3 & 4 AND 1 & 2, MOVE SLIDE PLATE OF LINK 3 TO .1 MF POSITION.

TABLE OF RINGERS

FREQUENCY SELECTIVE (HARMONIC) TYPES							POLARITY SELECTIVE TYPES		NON-SELECTIVE TYPES
PTY.	CY.		CY.		CY.		BIASED	IMP.	ST.LINE
1	33 1/3	HA1	30	HB1	20	HC1	BC	LOW	SC
2	50	HA2	42	HB2	60	HC2	BB	MED	SB
3	66 2/3	HA3	54	HB3			BA	HIGH	SA
4	16 2/3	HA4	66	HB4					
5	25	HA5	16	HB5					

REDRAWN JUNE 2005 BY MIKE NEALE FROM KELLOGG REVISION SHEETS 3 & 4 WITH ADDED INFORMATION.