

---

**AM TR-CSO-000088**  
**Issue 1**  
**January 1992**

**Ameritech:**  
**Vendor Service Center (VSC)**  
**Handbook**

Throughout this document, the terms Ameritech, Telephone Companies, Operating Companies, and Bell Operating Companies are used interchangeably.

For further information, contact your local Vendor Service Center.

Prepared for Ameritech by Bellcore Information  
Management Services Division

Copyright© 1992, Bellcore and Ameritech  
All rights reserved.

**Ameritech:  
Vendor Service Center (VSC)  
Handbook**

**Contents**

**Chapter 1 — General Information**

<b>In This Chapter .....</b>	<b>1-1</b>
<b>Section A — Overview</b>	
<b>General</b>	
Purpose .....	1-3
Policy Statement.....	1-4
<b>Vendor Service Centers (VSC)</b>	
Definition.....	1-5
Purpose .....	1-5
<b>VSC Responsibilities</b>	
Responsibilities to the Vendors.....	1-6
Typical System Requests and Associated VSC Responsibilities.....	1-7
<b>Section B — Authorization Requirements</b>	
<b>Agency Authorization</b>	
Definition.....	1-9
Types of Authorization.....	1-9
Proof of Agency Authorization .....	1-9
Types of Proof .....	1-9
<b>Blanket Agency Agreement</b>	
Definition.....	1-10
Agreement Advantages .....	1-10
Requirements.....	1-11
Conditions of Cancellation.....	1-11
Revocation and Refusal of Participation .....	1-11
Notification of Acceptance.....	1-12
Identification Number .....	1-12
<b>How to Complete the Blanket Agency Agreement Form</b>	
Example: Blanket Agency Agreement Form .....	1-13
Filling Out the Blanket Agency Agreement Form .....	1-14
<b>Customer's Agency Authorization</b>	
Customer's Agency Authorization Letter .....	1-15
Example: Agency Authorization Letter .....	1-16
Non-Compliance of Authorization to Requirements .....	1-17

**Section C — Regulations**

**Tariffs**

Tariff Contents .....	1-19
Tariff Advisory Services .....	1-20

**Equal Access/Presubscription**

General .....	1-22
Definition.....	1-22
Requirements.....	1-22
Definition.....	1-22
Multiple-Line Service Presubscription.....	1-23
Line Ineligible for Presubscription.....	1-23
Five-Digit Access Code.....	1-23
"0" Calls.....	1-23
Presubscription for New Customer Services.....	1-24
Choices for Long Distance Presubscription .....	1-24
Selection Without Charges.....	1-25
Selecting NONE .....	1-25
Change Charge for NONE.....	1-26
Presubscription Decision and Processing an Order.....	1-26
Primary Interexchange Carrier (PIC) Requests.....	1-26

**Chapter 2 — Service Information**

In This Chapter .....	2-1
Section A — Overview	
Introduction .....	2-3
Section B — States Served by Ameritech	
General .....	2-5
State Maps	
Illinois.....	2-6
Indiana .....	2-7
Michigan.....	2-8
Ohio .....	2-9
Wisconsin.....	2-10
Section C — United States COGs, and VSCs	
Service Centers	
Locations .....	2-11
Toll Free Numbers.....	2-11
Alabama (AL).....	2-11
Arizona (AZ).....	2-12
Arkansas (AK).....	2-12
California (CA).....	2-13
Colorado (CO).....	2-14
Connecticut (CT).....	2-15
Delaware (DE).....	2-16
District of Columbia (DC).....	2-16
Florida (FL).....	2-17
Georgia (GA).....	2-18
Idaho (ID).....	2-18
Illinois (IL).....	2-19
Indiana (IN).....	2-20
Iowa (IO).....	2-21
Kansas (KS).....	2-21
Kentucky (KY).....	2-22
Louisiana (LA).....	2-23

Maine (ME) .....	2-23
Maryland (MD) .....	2-24
Massachusetts (MA) .....	2-25
Michigan (MI) .....	2-27
Minnesota (MN) .....	2-28
Mississippi (MS) .....	2-28
Missouri (MO) .....	2-29
Montana (MT) .....	2-30
Nebraska (NE) .....	2-30
Nevada (NV) .....	2-31
New Hampshire (NH) .....	2-31
New Jersey (NJ) .....	2-32
New Mexico (NM) .....	2-32
New York (NY) .....	2-33
North Carolina (NC) .....	2-34
North Dakota (ND) .....	2-34
Ohio (OH) .....	2-35
Oklahoma (OK) .....	2-36
Oregon (OR) .....	2-37
Pennsylvania (PA) .....	2-38
Rhode Island (RI) .....	2-39
South Carolina (SC) .....	2-39
South Dakota (SD) .....	2-40
Tennessee (TN) .....	2-41
Texas (TX) .....	2-41
Utah (UT) .....	2-43
Vermont (VT) .....	2-43
Virginia (VA) .....	2-45
Washington (WA) .....	2-46
Washington (DC) (District of Columbia) .....	2-46
West Virginia (WV) .....	2-47
Wisconsin (WI) .....	2-48
Wyoming (WY) .....	2-48

**Chapter 3 — Installation and Maintenance**

<b>In This Chapter .....</b>	<b>3-1</b>
<b>Section A — Overview</b>	
<b>Introduction .....</b>	<b>3-3</b>
<b>Section B — Registration Program</b>	
<b>General .....</b>	<b>3-5</b>
<b>Understanding the Registration Program</b>	
<b>Exhibit: Anniversaries (Systems).....</b>	<b>3-6</b>
<b>MTS and WATS</b>	
<b>Background.....</b>	<b>3-7</b>
<b>Grandfathered Connections .....</b>	<b>3-7</b>
<b>Registered Connections .....</b>	<b>3-8</b>
<b>Grandfather Provision</b>	
<b>Background.....</b>	<b>3-9</b>
<b>Effective Date.....</b>	<b>3-9</b>
<b>Equipment Eligibility Requirements.....</b>	<b>3-9</b>
<b>Exhibit: Category III Private-Line Terminal Equipment Anniversaries.....</b>	<b>3-10</b>
<b>Private-Line Services Addressed in the Order .....</b>	<b>3-10</b>
<b>Categorizing Private-Line Services.....</b>	<b>3-11</b>
<b>Services Included in the Categories .....</b>	<b>3-11</b>
<b>Grandfather Connections</b>	
<b>General .....</b>	<b>3-13</b>
<b>Additions to the Composite Summary of Grandfathered Equipment .....</b>	<b>3-13</b>
<b>Section C — Supervisory Personnel</b>	
<b>General .....</b>	<b>3-15</b>
<b>Requirements for Supervisory Personnel</b>	
<b>Requirements.....</b>	<b>3-16</b>
<b>Alternative Supervisory Background .....</b>	<b>3-16</b>
<b>Documents Required to Verify Supervisor's Qualifications</b>	
<b>General .....</b>	<b>3-17</b>
<b>Affidavits.....</b>	<b>3-17</b>
<b>Contents of the Affidavit.....</b>	<b>3-18</b>
<b>Processing the Affidavit .....</b>	<b>3-18</b>
<b>Blanket Affidavit for Installation Supervisor.....</b>	<b>3-19</b>
<b>Affidavit Identification Number (AIN).....</b>	<b>3-19</b>
<b>Filing Affidavits .....</b>	<b>3-19</b>
<b>Exhibit: Sample Affidavit .....</b>	<b>3-20</b>
<b>Exhibit: Sample Blanket Affidavit.....</b>	<b>3-21</b>
<b>Drawing.....</b>	<b>3-22</b>

<b>Section D — Private-Line Services</b>	
General .....	3-23
Tie Trunk Service .....	3-24
Transmission Interface .....	3-24
<b>Off-Premises Stations (OPS)</b>	
Channel Types .....	3-25
Transmission Interface .....	3-25
Transmission Path .....	3-25
Supervisory Ranges .....	3-26
<b>Signaling Interface: Tie Trunks</b>	
E&M Type I .....	3-27
Common Signal Ground.....	3-27
How the E&M Type I Interface (Side A) Works .....	3-27
How the E&M Type I Interface (Side B) Works .....	3-27
E&M Type II .....	3-27
Common Signal Ground.....	3-28
How the E&M Type II Interface (Side A) Works .....	3-28
How the E&M Type II Interface (Side B) Works .....	3-28
Exhibit: .....	3-29
<b>Tie Trunk-Service Requests</b>	
Vendor-Provided Items for Direct Connection to	
Category III Private-Line Services.....	3-30
Vendor-Provided Items for Less than Fully Protected Systems.....	3-30
Vendor-Provided Registration FIC .....	3-30
Example: Registered FIC Associated with Standard Jack USOC.....	3-30
Means of Connection.....	3-31
<b>OPS Requests (PBX-End)</b>	
Grandfathered Technical Descriptor Codes .....	3-32
Specifying a Signaling Type .....	3-32
Means of Connection.....	3-32
Specifying the Line Position .....	3-32
Documentation Requirements .....	3-33
Vendor-Provided Items for Connection Requests for	
Customer Premises Registered PBX .....	3-33
Identifying the Signaling Type.....	3-34
Means of Connection.....	3-34
Documentation Requirements .....	3-34
<b>AIOD Requests</b>	
Customer-Premises Items for AIOD Requests.....	3-35
Means of Connection.....	3-35
Verification Requirements .....	3-35
Failure to Provide Oral Verification Notification .....	3-36
Documentation Requirements .....	3-36
Grandfathered Technical Descriptor Codes .....	3-36
Means of Connection.....	3-36
Redefined USOCs .....	3-36
Specifying the Jack Line Position .....	3-36

Message Registration Requests	
Terminating Message Registration.....	3-37
Vendor-Provided Items for Terminating MessageRegistration .....	3-37
Means of Connection.....	3-37
Documentation Requirements .....	3-37
 Section E — Technical Descriptor Codes	
Grandfathered Connections	
General .....	3-39
Summary of Grandfathered Technical Descriptor Codes .....	3-39
Additions to the Composite Summary of Grandfathered Equipment .....	3-40
Technical Descriptor Codes .....	3-40
Uses for Technical Descriptions.....	3-40
How to Determine the Correct TDC .....	3-40
Means of Connection for Tie-Trunk Requests .....	3-40
Standard Jack Termination.....	3-41
Using TDCs with Registration Program Jacks.....	3-42
Registered Connections	
General .....	3-44
Comparison of TDCs to FICs.....	3-45
Defining FICs.....	3-46
Summary of FIC Exhibits.....	3-47
Exhibits of Facility Interface Codes (FICs)	
(See "Summary of FIC Exhibits" for individual	
FICs and Exhibit page numbers).....	3-49
Service Code	
Introduction .....	3-67
Private-Line Service Codes.....	3-67
Documentation Requirements for Connecting Category III	
Private Lines	
General .....	3-68
Codes Based on System Status.....	3-68
Documentation Requirements Based on Registration Number.....	3-69
Registered Protective Circuitry (RPCs)	
General .....	3-70
Removal of Registered Protective Circuitry .....	3-70
Vendor-Provided Information for the Removal of RPC .....	3-70
Substitution of Customer RPCs.....	3-70
Required Information When Substituting RPC.....	3-70
Discontinued Installation of RPCs .....	3-70
Requirements of RPCs .....	3-71

<b>Section F — Standard Jacks Associated with Systems</b>	
<b>Standard Network Interface Jacks: Overview</b>	
General .....	3-73
Summary of Standard Jacks .....	3-74
<b>Exhibits of Standard Network Interface Jacks</b>	
(See "Summary of Standard Jacks" for individual	
Jack USOCs and page numbers) .....	3-78
<b>Intermixing Concept</b>	
General .....	3-114
Jack Limitations .....	3-114
Rule Limitations .....	3-114
Skip Positioning .....	3-114
Identifying Intermixable Codes and Jacks .....	3-115
Line Position Assignment .....	3-115
Exhibit: USOC RJ2DX .....	3-116
Exhibit: USOC RJ2EX .....	3-117
Exhibit: USOC RJ2FX .....	3-118
Exhibit: USOC RJ2GX .....	3-119
Exhibit: USOC RJ2HX .....	3-120
 <b>Section G — Test Line Access Capabilities</b>	
<b>General</b>	
Background .....	3-121
Purpose .....	3-121
Expanding Capabilities .....	3-121
<b>Authorized Test Lines</b>	
Number of Authorized Lines .....	3-122
Test Line Details .....	3-122
<b>Bellcore Documentation</b>	
TR for Test Lines .....	3-124
Purchasing a Bellcore TR .....	3-124
Information to Include .....	3-124
Terms of Payment .....	3-124
Means of Payment .....	3-125
Catalog of Technical Information .....	3-125
<b>Test Line Information</b>	
Tariff Charges .....	3-126
Operating Company Test Line Coordinator .....	3-126
Reporting Test Line Trouble .....	3-126
Possible Misuse and/or Abuse .....	3-126

**Section H — Trouble Reporting/Resolution and Joint Testing**

**Trouble Reporting**

Vendors Placing Repair Calls.....	3-127
Vendor Benefits.....	3-127
Ameritech Groups that Handle Trouble Conditions.....	3-128

**Vendor Responsibilities**

Procedure for Reporting Trouble Conditions.....	3-129
Requests for Trouble Resolution.....	3-129
Validity of a Trouble Condition.....	3-130
Predetermination Testing.....	3-130
Joint Testing.....	3-131
When Trouble is Isolated to the Network.....	3-131
How to Request Joint Testing.....	3-131
Isolating the Trouble Condition.....	3-131
Vendor Notification of Trouble Resolution.....	3-132

**Section I — Sales/Removal of Premises Wiring**

See State Specific Section.....	3-133
---------------------------------	-------

**Chapter 4 — Order Procedures**

Purpose .....	4-1
In This Chapter .....	4-1
<b>Section A — Service Ordering Information</b>	
<b>Credit Policy</b>	
Credit Requirements .....	4-3
Providing Credit Information to the VSC .....	4-3
Credit Information .....	4-4
<b>Directory Listings</b>	
Responsibility for Directory Listings .....	4-5
<b>The Interval Guide</b>	
Interval Guide for Processing Orders .....	4-6
Exceptions .....	4-6
Notifying Ameritech .....	4-6
When Does the Interval Begin? .....	4-6
Access Arrangement Time .....	4-6
Exceptions to Normal Access Arrangement Times .....	4-6
Vendor-Initiated Changes for Due Dates .....	4-7
Normal Intervals for Non-Access Local Exchange Service .....	4-7
Standard Intervals — Illinois .....	4-8
Standard Intervals — Indiana .....	4-10
Standard Intervals — Michigan .....	4-12
Michigan: ICOs .....	4-14
Michigan: Multi-point Circuits .....	4-14
Michigan: Combined Orders .....	4-14
Michigan: Complex Installations .....	4-14
Standard Intervals — Ohio .....	4-15
Standard Intervals — Wisconsin .....	4-17
<b>Section B — Verbal Ordering Procedures</b>	
Verbal Service Order Requests .....	4-19
Format for Verbal Order Requests .....	4-19
Criteria for Accepting Verbal Service Requests .....	4-19

<b>Section C — Formal Ordering Procedures (Forms)</b>	
<b>System Service Request Forms</b>	
Customer-Premises Telephone System Service Request Forms.....	4-21
Description of Forms.....	4-22
How to Obtain Forms.....	4-22
How to Read the Instructions for Completing Form MKT-031A.....	4-23
<b>Instructions for Completing Form MKT-031A</b>	
General Information.....	4-24
Section A: Customer Information.....	4-25
Section B: Vendor Information.....	4-27
Section C: Directory Information.....	4-28
Section D: Credit Information.....	4-29
Section E: Transfer Calls/Telephone Answering Service.....	4-30
Section F: System Information.....	4-31
Section G: Telephone Company Service Requirements.....	4-36
Section H: DID Trunk and Number Information.....	4-44
Section I: Hotel/Motel.....	4-45
<b>Instructions for Completing Form MKT-31B</b>	
How to Read the Instructions for Completing Form MKT-031B.....	4-49
How to Complete Form MKT-031B.....	4-49
<b>Instructions for Completing Form MKT-031C</b>	
How to Read the Instructions for Completing Form MKT-031C.....	4-55
How to Complete Form MKT-031C.....	4-55
<b>Copies of Customer Premises Telephone System Service Request Forms A, B, and C</b>	
Exhibit MKT-031A.....	4-59
Exhibit MKT-031B.....	4-61
Exhibit MKT-031C.....	4-63

**Chapter 5 — Glossary of Acronyms and Terms**

**In This Chapter .....5-1**

**Appendix: Bellcore Technical Documentation**

**Partial Selection of Technical Documents .....A-1**  
**Bellcore Technical Reference Publications (Preinvestiture).....A-1**  
**Bellcore Technical References .....A-5**  
**Bellcore Technical Advisory .....A-6**  
**Bellcore Technical Descriptions .....A-7**  
**Bellcore Compatibility Bulletins.....A-9**  
**Bellcore Information Publications .....A-9**  
**Bellcore Special Reports .....A-10**  
**Ordering Information for FCC Technical Documents .....A-10**  
**Partial Listing of FCC Technical Documents .....A-10**  
**Ordering Information for Traffic Routing Administration (TRA)**  
**for Numbering Plan Area (NPA)/Central Office (NXX) .....A-11**

**Chapter 6 — State Specific Information**

## **Chapter 1 General Information**

---

### **In This Chapter**

This chapter contains the following information:

- A. Overview
    - General
    - Vendor Service Centers (VSCs)
    - VSC Responsibilities
  - B. Authorization Requirements
    - Agency Authorization
    - Blanket Agency Agreement
    - How to Complete the Blanket Agency Agreement Form
    - Customer's Agency Authorization
  - C. Regulations
    - Tariffs
    - Equal Access/Presubscription.
-

**Reserved for Future Use**

## **Section A Overview**

### **General**

#### **Purpose**

---

Ameritech provides this handbook to vendors to serve as an informative guide that describes the functions of the Vendor Service Center (VSC). The handbook covers those areas directly related to the connection of Ameritech's services to Customer Premises Equipment (CPE) within the following states:

- Illinois
- Indiana
- Michigan
- Ohio
- Wisconsin.

The *VSC Handbook* provides vendors with instructions on preparing information and service requests that are clear, precise, and timely. Following these instructions should enable efficient service order preparation.

Procedures, as addressed in this handbook, may not be applicable in all Ameritech Operating Companies (AOCs). Contact your local VSC to verify specific procedures for your area.

Keep this handbook as a reference that outlines the procedures required to do business with the VSCs. Updates and/or revisions to the handbook will be issued as required.

---

Continued on next page

**General, continued**

**Policy  
Statement**

---

The terms and conditions under which Ameritech provides telecommunications services are set forth in the Companies' tariffs. These tariffs have been filed with, and approved by, the Public Service Commissions in the appropriate states.

It is Ameritech's policy to comply fully with the Federal Communications Commission (FCC) Registration Program, and all other FCC and state regulatory rules and regulations that pertain to interconnection. It is also Ameritech's policy to provide this interconnection to all customers on a nondiscriminatory basis to maintain both quality and prompt service.

---

## **Vendor Service Centers**

---

### **Definition**

The *Vendor Service Center (VSC)* is the designated point-of-contact within Ameritech for CPE and data vendors.

---

### **Purpose**

The VSC is responsible for coordinating and administering vendors' service requests that involve the installation of Ameritech exchange, data, and intraLATA services. The VSC also ensures parity among all vendors in regard to their requests for Ameritech's network services to mutual customers.

---

## VSC Responsibilities

---

### Responsibilities to the Vendors

The VSC provides the following:

- an appropriate contact for service request negotiations and internal coordination
  - confirmation and/or notification (written, when requested by a vendor) of the
    - receipt of a service request
    - establishment of a due date
  - verbal or written notification to the vendor if a due date needs to be modified (written notification is provided only when specifically requested by the vendor)
  - point-of-contact for receiving and processing requests for the purchase of inside wiring previously provided by Ameritech
  - resolution of service difficulties associated with installation.
- 

Continued on next page

**VSC Responsibilities, continued**

**Typical System Requests and Associated VSC Responsibilities**

Vendors should contact the VSC for help with questions on connecting services, Wide Area Telecommunications Services (WATS), the sale/purchase of inside wire, billing, and/or directory information.

<b>IF the request for Information involves . . .</b>	<b>THEN the VSC responsibility is to . . .</b>
connecting private-line exchange and intraLATA private-line service to telephone systems	provide the appropriate documentation, including <ul style="list-style-type: none"> <li>• <i>Vendor Service Center Handbook</i></li> <li>• other procedures.</li> </ul>
connecting Message Telecommunications Service (MTS), Wide Area Telephone Service (WATS), and intraLATA private-line services to telephone systems	<ul style="list-style-type: none"> <li>• negotiate, coordinate, and process installation orders and associated activities</li> <li>• connect CPE (network interface equipment) associated with telephone/data system connect orders.</li> </ul>
the sale/purchase of inside wiring	refer to the Coordinator Sale/Purchase Wire (CSPW) and process orders.
billing and directory information, and so forth	refer inquiry to the appropriate service center.

**Reserved for Future Use**

## Section B

### Authorization Requirements

#### Agency Authorization

---

**Definition**

*Agency authorization* is the customer's written permission to allow a specific person, consultant, or vendor to act for the customer to obtain communications services and/or information.

---

**Types of Authorization**

Agency authorization can be either of the following:

- *Limited* — Authorizes the vendor to handle specific services within a specified time period.
  - *General* — Authorizes the vendor to act for the customer in requesting information or placing service requests, for an indefinite period of time.
- 

**Proof of Agency Authorization**

The vendor must provide proof of agency authorization when requesting service.

---

**Types of Proof**

There are two types of agency authorization:

- Blanket Agency Agreement
  - Customer's Agency Authorization Letter.
-

## Blanket Agency Agreement

---

### Definition

The *Blanket Agency Agreement* is a contract between a vendor and an Ameritech Operating Company (AOC) that allows the vendor to place service requests.

---

### Agreement Advantages

The Blanket Agency Agreement for vendor companies provides the following advantages:

- the vendor can transact business with Ameritech without having to submit a new agency letter for each request.
  - the Blanket Agency Agreement frees up VSC personnel involved with administrating large amounts of paperwork.
  - one agreement allows the vendor to conduct business with any of the following organizations:
    - Business Service Center (BSC)
    - Billing Management Center (BMC)
    - Sales Development Center (SDC)
    - Special Services Center (SSC)
    - Vendor Service Center (VSC)
    - Residence Service Center (RSC)
    - Marketing Department.
- 

Continued on next page

**Blanket Agency Agreement, continued**

---

**Requirements**

The vendor's officer, owner, or other authorized representative must

- have the authority to commit that vendor to the conditions of the agreement.
- act within the scope of the vendor's authority as customer agent.
- possess current individual Agency Authorization Letters and maintains them in the vendor's files for submission on request.
- be prepared to submit an Agency Authorization Letter on request.
- indemnify each operating company against all damages or losses from customers who challenge an action or billing that has resulted from requests for information or service.
- request the proper class and type of service according to the type of equipment and customer usage, as authorized by the Ameritech operating companies tariffs.

---

**Conditions of  
Cancellation**

The agreement will continue in effect until one party delivers to or receives from the other party a written notice of cancellation.

The agreement may be canceled by either party within thirty days of the effective date.

---

**Revocation and  
Refusal of  
Participation**

The VSC reserves the right to revoke any existing Blanket Agency Agreement.

The VSC may refuse to allow a vendor to participate in the Blanket Agency Agreement if the vendor submits inquiries or requests for information or services without proper customer authorization.

In those cases, the vendor is given proper notification, after which the vendor must provide an individual customer Agency Authorization Agreement letter for each customer service request.

---

Continued on next page

**Blanket Agency Agreement**, continued

---

**Notification of  
Acceptance**

The VSC will confirm the receipt and/or acceptance of the Blanket Agency Agreement with the vendor.

---

**Identification  
Number**

The VSC may assign a Blanket Agency Agreement identification number to each approved agreement. Once assigned, this number must be used for all future negotiations, whether verbal or on the *Customer Premises Telephone System Service Request Form* (MKT-031A).

---

## How To Complete the Blanket Agency Agreement Form

### Example: Blanket Agency Agreement Form

<b>Blanket Agency Agreement</b>	
<p>This agreement sets forth the conditions by which a vendor may request information from an Ameritech Operating Company on behalf of a customer.</p>	
<p>For the purpose of this agreement, the party requesting information shall be referred to as the "Vendor".</p>	
<p>For the purpose of this agreement, the Party for whom the Vendor requests information shall be referred to as the "Customer".</p>	
<p>By signing this agreement, the Vendor represents and warrants that it is authorized to request information for or on behalf of the Customer.</p>	
<p>With respect to requests for Customer Proprietary Network Information (CPNI) regarding the Customer's telecommunications services, the Vendor agrees as follows:</p>	
<ol style="list-style-type: none"><li>1. To request a Customer's Proprietary Network Information (CPNI) only if Vendor has a current written authorization, and has submitted same, from Customer authorizing such requests.</li><li>2. To retain all written authorizations in its file for as long as Vendor represents the Customer and makes requests for information on behalf of Customer.</li><li>3. To allow Ameritech to audit Vendor's files periodically or on demand to verify that Vendor's obligations under this Agreement are met.</li><li>4. To indemnify Ameritech from any and all damages and losses and expenses resulting from Ameritech's reliance upon Vendor's representation regarding requests for Customer CPNI.</li></ol>	
<p>This agreement shall commence on the date noted below and shall continue in effect unless terminated by either party by providing five (5) days written notice to the other.</p>	
<p>The termination of this agreement shall not affect the rights of the parties for actions prior to the date of termination.</p>	
Dated this _____ (1) _____ day, of _____ (2) _____ 19__ (3) _____	
Vendor Company _____ (4) _____	
Name _____ (5) _____ Title _____ (6) _____	
Signature _____ (7) _____ Tel No. ( ) _____ (8) _____	
Address _____ (9) _____ City _____ (10) _____ State _____ (11) _____ Zip _____ (12) _____	

*Note:* See State Specific section for additional information.

Continued on next page

## How To Complete the Blanket Agency Agreement Form, continued

### Filling Out the Blanket Authorization Agreement Form

The vendor should complete the Blanket Authorization Agreement in the following manner:

Number	Action
1-3	Fill in the <ul style="list-style-type: none"><li>• day</li><li>• month</li><li>• year</li></ul> that the agreement is prepared.
4	Provide the vendor's official business name.
5	Print or type the vendor company official's name.
6	Fill in the vendor company official's title.
7	Provide the vendor company official's signature.
8	Fill in the vendor company's telephone number.
9-12	Provide the vendor company's mailing address, including <ul style="list-style-type: none"><li>• street address</li><li>• city</li><li>• state</li><li>• zip code.</li></ul>

## **Customer's Agency Authorization**

---

### **Customer's Agency Authorization Letter**

Vendor's provide a copy of the Customer's Agency Authorization Letter before requesting service or information on a specific account. Contact your local VSC for specific procedures.

---

Continued on next page

**Customer's Agency Authorization, continued**

**Example:  
Agency  
Authorization  
Letter**

(Date)

(Ameritech)  
(Street)  
(City, State Zip Code)

Attention: Manager

We have on this date entered into a contractual agreement with **(Vendor Company's name)** to act as our communications representative for the period of **(start date)** through **(end date)**.

Under the terms of this letter, we do hereby authorize **(Vendor Company's Name)** to handle the negotiations for the connection of service on our telephone system. The service will be located at **(address, telephone number)**.

On this date, we hereby specifically authorize the release of any billing information and/or equipment records to **(Vendor Company's Name)** for the telephone system at **(address and telephone number)**.

This authorization does not prevent our company from acting on its own behalf when it is necessary.

Your contact at **(Vendor Company's Name)** will be **(Name)**, who can be reached at **(Contact's telephone number)**.

Signature  
Title

Continued on next page

**Customer's Agency Authorization**, continued

**Non-  
Compliance of  
Authorization to  
Requirements**

---

The Customer Agency Letter must contain the required items. (Required items are emboldened in the sample letters.) If it does not meet all of the requirements, the VSC representative will request a new letter. This action could result in substantial delay in processing service requests.

---

**Reserved for Future Use**

## **Section C Regulations**

### **Tariffs**

---

#### **Tariff Contents**

The VSC is not responsible for providing copies of Ameritech tariffs to any vendors. However, the VSC will attempt to assist vendors with specific tariff questions pertaining to the connection of CPE systems.

---

Continued on next page

**Tariffs**, continued

**Tariff Advisory Services**

Contact the Tariff Advisory Services for additional tariff information. This table is not all inclusive. These companies may charge for copies of tariff materials.

<b>Tariff Advisory Services</b>	
<b>Service</b>	<b>Address</b>
FCC Interstate Tariffs	Downtown Copy Center 1730 K Street, NW Washington, DC 20006  202 632-6387
Intrastate and Interstate Tariffs	CCMI/McGraw-Hill, Incorporated 11300 Rockville Pike 11th Floor Rockville, MD 20852  301 816-8950
	International Transcription Service, Inc. (ITS) 2100 M Street, NW Suite 140 Washington, DC 20037  202 857-3800

*Note:* With few exceptions, copies of intrastate tariffs may be obtained from the individual State Public Service Commission Offices.

Continued on next page

**Tariffs, continued**

**Tariff Advisory  
Services  
(continued)**

<b>Tariff Advisory Services</b>	
<b>Service</b>	<b>Address</b>
<b>Intrastate Only</b>	Economics and Technology 101 Tremont Boston, MA 02108  617 423-3780
	Tele-Tech Services P. O. Box 757 Mc Afee, NJ 07428  201 827-4421
	Valucom, Incorporated Suite 303 501 Church Street, NE Vienna, VA 22180
	Telecommunications Information Services, Incorporated 9 La Crue Street P. O. Box 895 Concordville, PA 19331

## Equal Access/Presubscription

---

### General

Ameritech must provide equal access to all long distance companies. Vendors will provide this service to customers who select it with the installation of CPE.

Vendors must understand equal access and its requirements while negotiating with customers.

---

### Definition

*Equal access* means that Ameritech must offer all long distance companies access to the long distance network that is "equal in type and quality to that offered to AT&T . . ."

---

### Requirements

The equal-access provision requires that Ameritech modify existing switching equipment and/or install new equipment, if necessary, to allow customers access to all available carriers. Equal access must be available in a timely manner.

Ameritech must provide equal access as part of a continuing conversion process.

As central offices convert to provide equal access, their customers may choose one of two options for routing interLATA long distance calls.

- Presubscription — Normal "1+" or "0" dialing procedures may be used and a switching arrangement will route calls automatically to the predesignated long distance company.
  - Non-Presubscription — A long distance company is **not** predesignated and a five-digit access code (10XXX) that identifies the company must be dialed before the "1+" or "0" interLATA telephone number.
- 

### Definition

*Presubscription* is the predesignation of a primary long-distance company.

---

Continued on next page

## Equal Access/Presubscription, continued

---

### Multiple-Line Service Presubscription

Customers with multiple-line service may designate either of the following:

- a different primary long distance company for each line
- the same long distance company for all lines.

---

### Lines Ineligible for Presubscription

The following types of lines cannot make outgoing long distance calls and are ineligible for presubscription:

- 800 Service
- private lines
- inward only trunks.

---

### Five-Digit Access Code

Presubscription does not limit long distance calling to the predesignated long distance company. A five-digit access code (10XXX) may be dialed to direct a call to the long distance company of choice.

The XXX of a five-digit access code (10XXX) represents the three digits that identify a long distance company. The selected long distance company provides this code.

---

### "0" Calls

Presubscription does not affect the way an operator (dial "0") is contacted. While many long distance companies do not have operator service, all "0" plus the telephone number calls are routed to the company designated as the primary long distance company.

---

Continued on next page

**Equal Access/Presubscription, continued**

**Presubscription  
 for New  
 Customer  
 Services**

All new customers served by an equal-access exchange are offered a choice of interLATA long distance companies that serve their area. Vendors may contact the local VSC for a list of carriers who serve a particular address.

After selecting a primary long distance carrier, the vendor/customer must contact that carrier to establish an account and coordinate the request for new customer service.

**Choices for  
 Long Distance  
 Presubscription**

Vendors who negotiate new services or move existing services to a new location in an equal-access exchange must choose one of the following:

Choice	Description
Non-Presubscription	<p>The customer does not designate a long distance company and selects a carrier by dialing a five-digit access code (10XXX) for each call.</p> <p>To complete an interLATA long distance call, the customer dials</p> <ul style="list-style-type: none"> <li>• a five-digit access code (10XXX) PLUS</li> <li>• "1" or "0" PLUS</li> <li>• a three-digit area code PLUS</li> <li>• a seven-digit telephone number.</li> </ul> <p>If the customer does not dial the access code, the call will not complete. A recorded message explains that the call cannot be completed as dialed.</p> <p>IntraLATA calls continue to be handled as they always were.</p>

Continued on next page

**Equal Access/Presubscription, continued**

**Choices for Long Distance Presubscription**  
 (continued)

Choice	Description
Presubscription	<p>The customer designates a primary long distance company for interLATA calling.</p> <p>All interLATA calls that the customer makes using "1" or "0" dialing procedures are routed to that long distance company automatically.</p> <p>However, the customer may select another long distance carrier for a call by dialing the five-digit access code at the beginning of the dialing procedure. (Same procedure as that used for non-presubscription.)</p>
Undecided	<p>The customer may decide on a long distance company later. For now, use the same dialing procedure as above for non-presubscription.</p>

**Selection Without Charges**

All new customers receive one predesignation, per line, free of charge. This includes orders for:

- installing new service
- relocating service to a new address
- adding lines to existing service.

**Selecting NONE**

Some customers have declined to select a long distance carrier for presubscription. Undecided and NONE are **not** the same selection. Undecided postpones the choice until a later time. While not considered one of the valid selections for presubscription, NONE is itself a selection.

Continued on next page

## Equal Access/Presubscription, continued

---

### Change Charge for NONE

If the customer chooses to select NONE, that is, no primary long distance carrier, any later order to change from NONE to a particular long distance carrier will incur a change charge. A change charge also applies to any order changing the selection of one primary long distance carrier to another.

A change charge will not occur on any order changing from undecided to a long distance carrier.

The customer should be informed about change charges, and when they apply, before making a presubscription choice.

---

### Presubscription Decision and Processing an Order

The VSC cannot process a service request for a new line until one of the three options is selected. Any service request submitted without a proper decision can be held for processing, but no due date can be negotiated, nor service installed until the VSC receives a decision from the customer.

Once a new service is installed, any designation changes are handled by the vendor through a long distance company. A change charge would apply.

---

### Primary Interexchange Carrier (PIC) Requests

Requests that only involve selecting a Primary Interexchange Carrier (PIC) and do not include a service are not generally handled in the VSC and should be referred to the carrier of choice.

---

## **Chapter 2 Service Information**

---

### **In This Chapter**

This chapter contains the following information:

- A. Overview
  - B. States Serviced by Ameritech
    - Maps
  - C. United States COGs and VSCs.
-

Reserved for Future Use

## **Section A Overview**

### **Introduction**

---

This chapter provides Area Code maps for the Ameritech Companies and a complete listing of the service centers associated with the operating companies throughout the contiguous United States.

---

**Reserved for Future Use**

**Section B  
States Served by Ameritech**

**General**

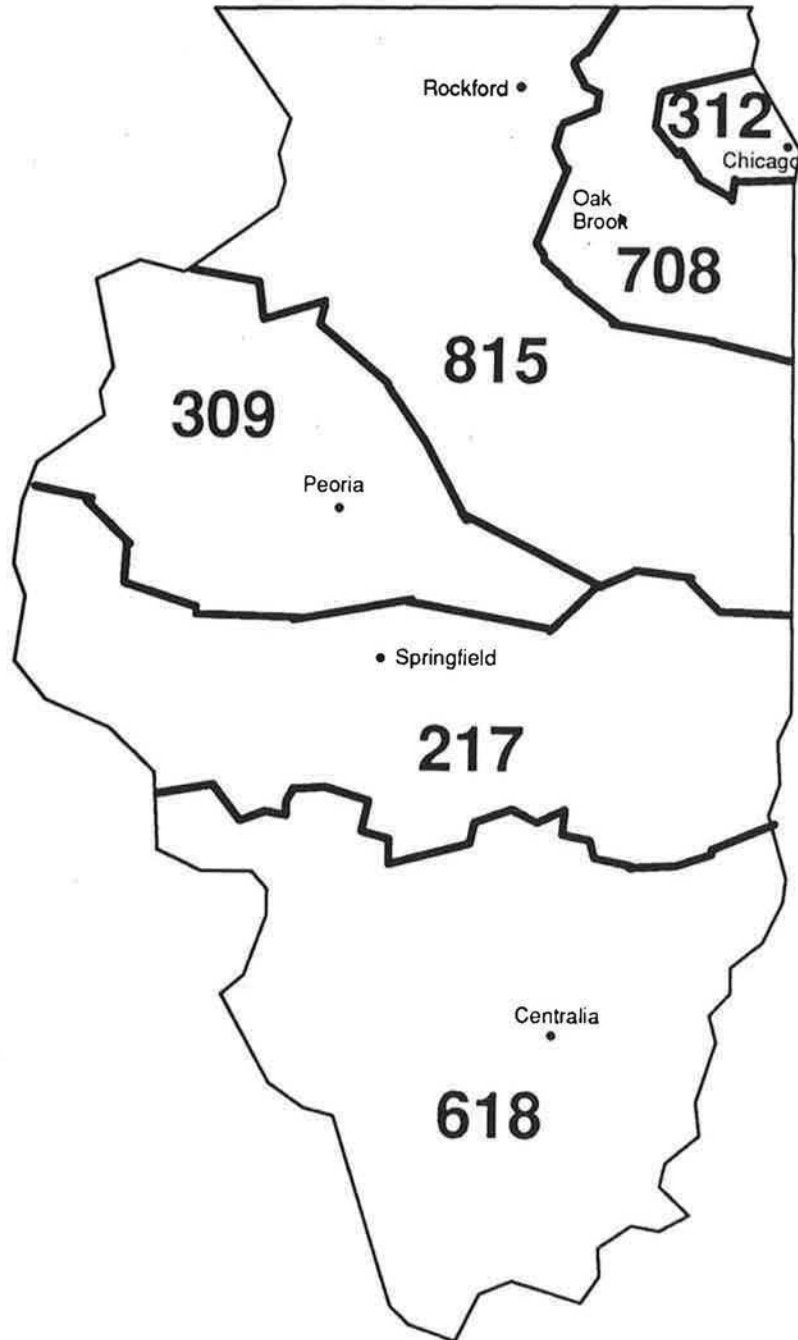
---

This section provides geographical maps of the states that are serviced by Ameritech. These maps may be subject to minor variations or changes.

---

## State Maps

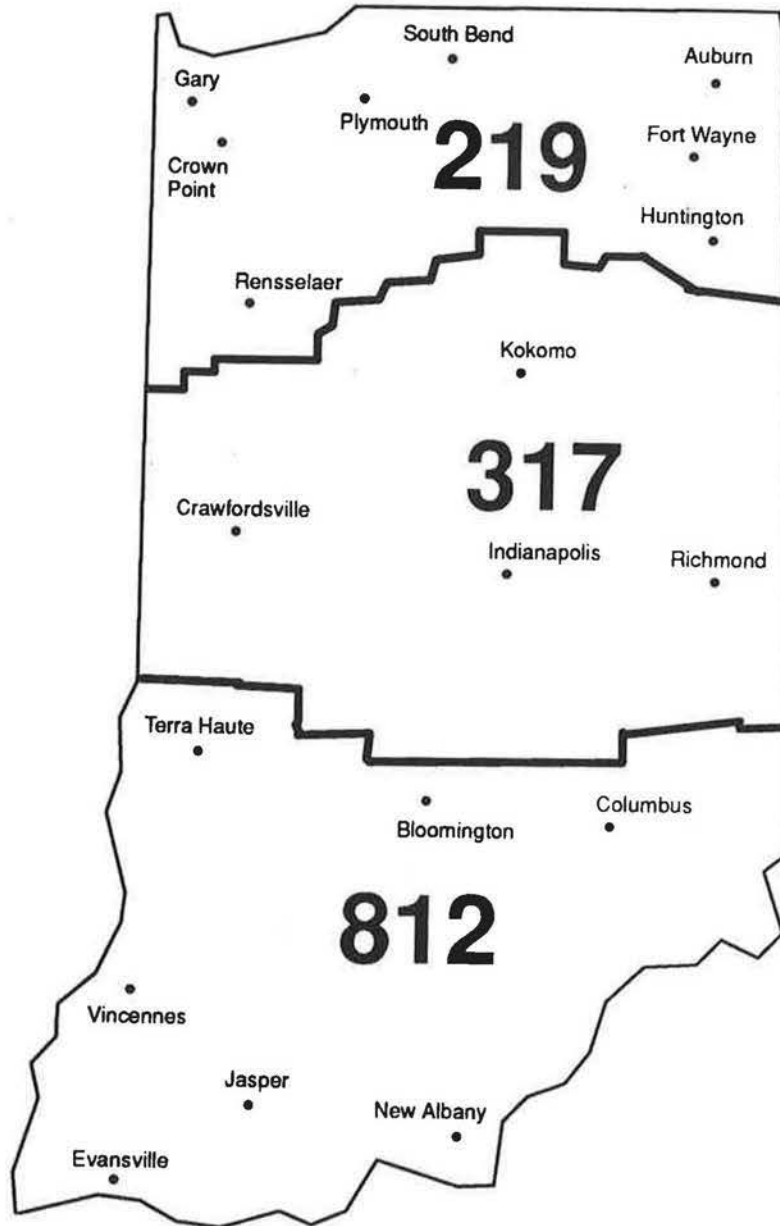
### Illinois



Continued on next page

State Maps, continued

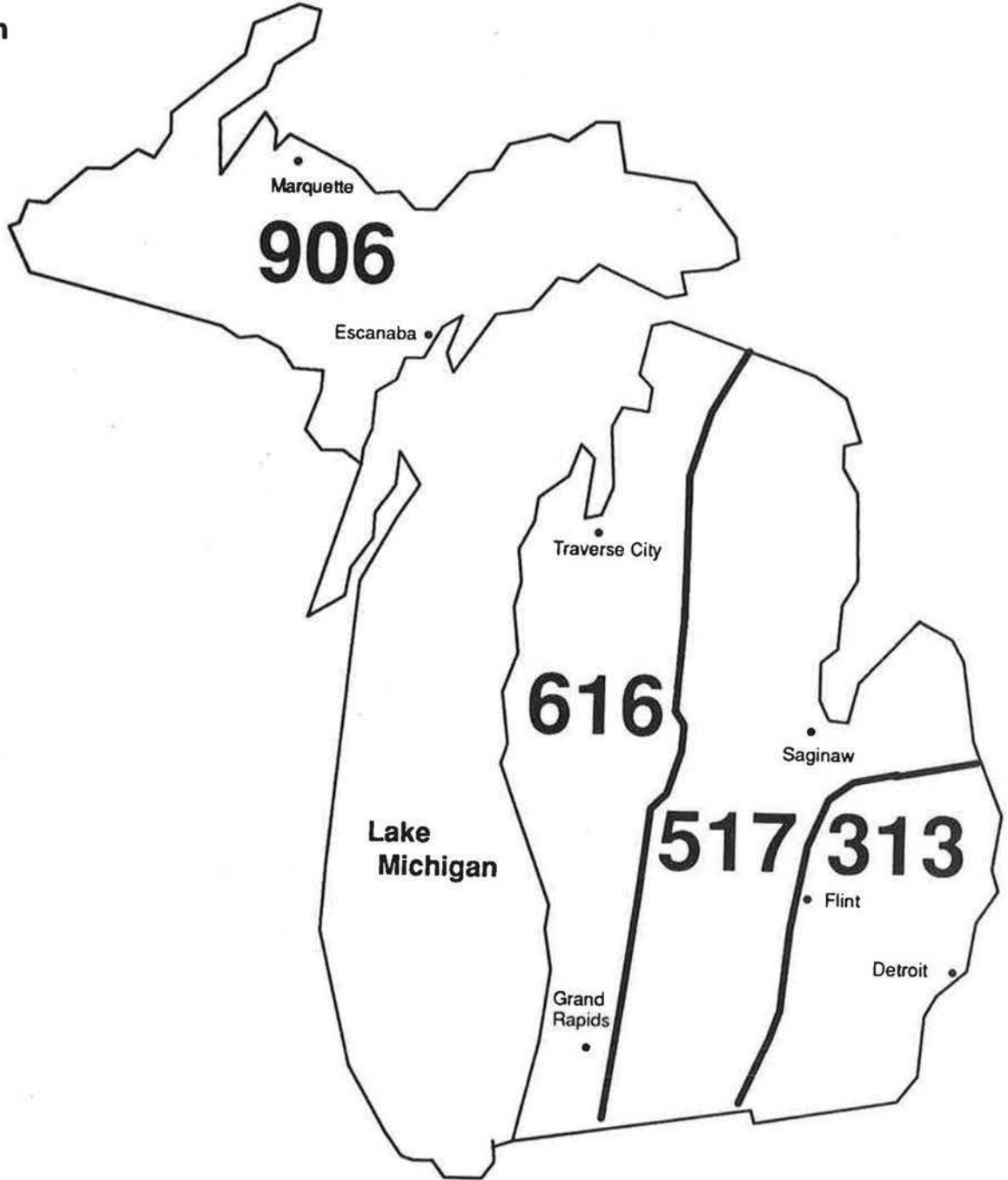
Indiana



Continued on next page

State Maps, continued

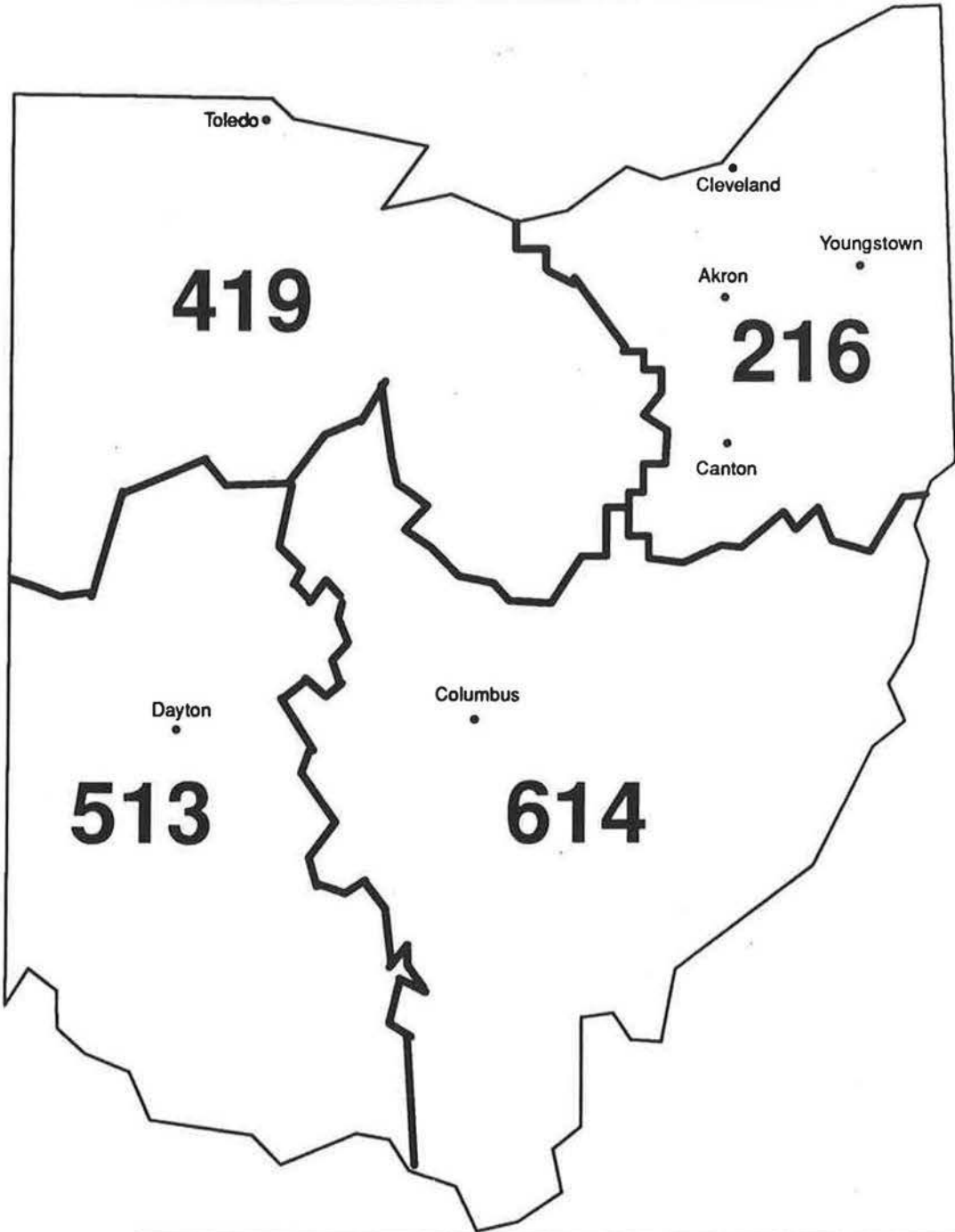
Michigan



Continued on next page

State Maps, continued

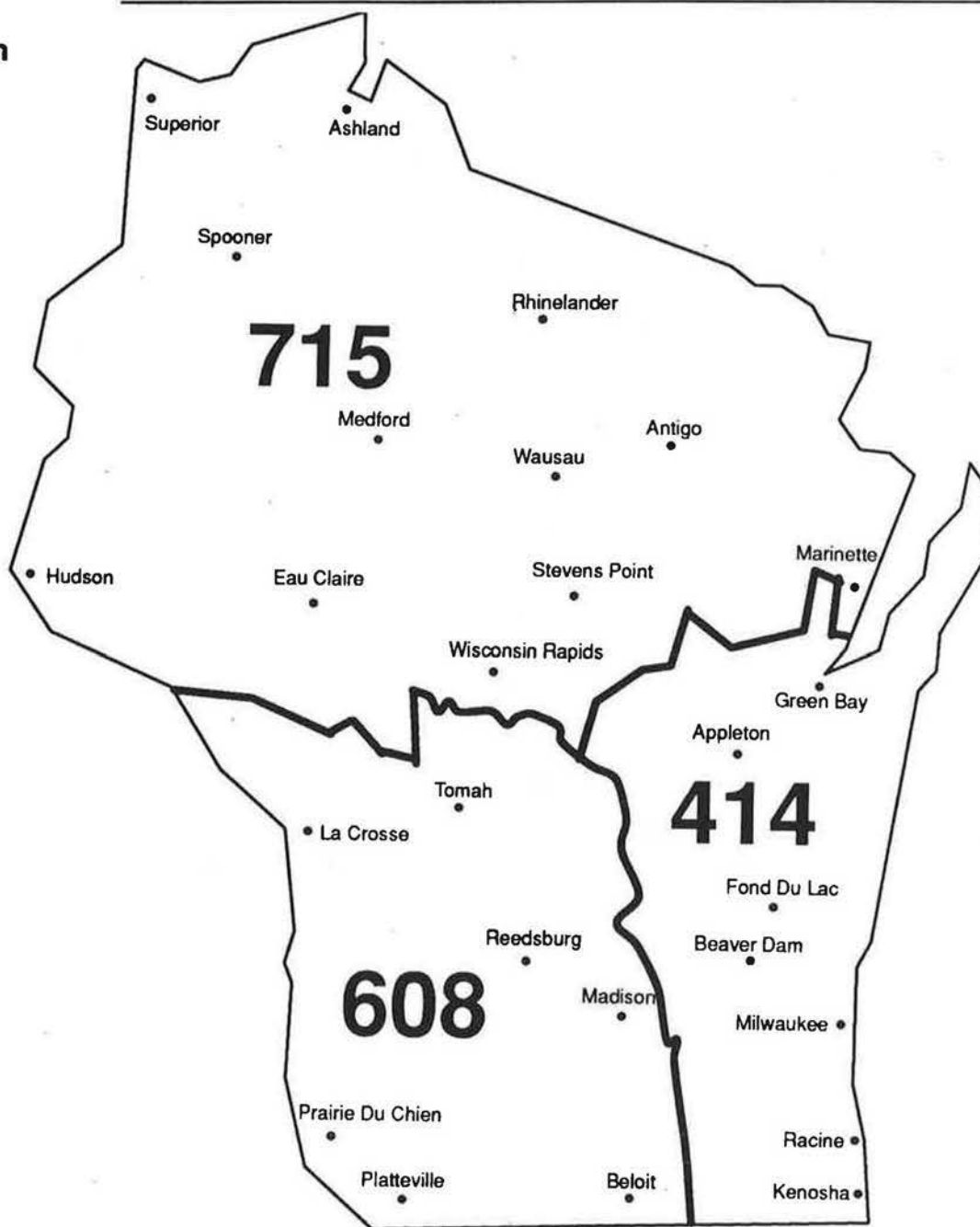
Ohio



Continued on next page

State Maps, continued

Wisconsin



**Section C  
United States COGs and VSCs**

**Service Centers**

**Locations**

Centralized Operations Groups (COGs) and Vendor Service Centers (VSCs) are located throughout the United States. The following is an alphabetical-geographical list of service centers that includes names, addresses, contacts, and facsimile and telephone numbers.

**Toll Free Numbers**

All "800" numbers are toll free. All other numbers are subject to normal charges, unless otherwise marked.

**Alabama (AL)**

<b>Company Address</b>	<b>Serving Area</b>	<b>Operations Manager</b>	<b>Manager</b>
South Central Bell Telephone Company Vendor Service Center 530 S. Court Street Montgomery, AL 36104  Mailing Address: P. O. Box 200 Montgomery, AL 36104	Alabama   Telephone Nos: 205 293-9521  (toll free in AL) 1 557-9805  Facsimile No: 205 293-9151	W. A. Dodgen (Dub)  205 972-2655	C. D. Nelson (Calvin)  205 293-9523

Continued on next page

**Service Centers, continued**

**Arizona (AZ)**

Company Address	Serving Area	Regional Director	Manager
U S WEST Communications Vendor Service Center Room 250 202 E. Earll Phoenix, AZ 85012	Arizona  Telephone Nos: 602 235-8945 800 247-4778  Facsimile No: 602 235-3333	J. Leatherwood (Jerry)  602 235-4700	J. Kappas (Janet)  602 235-3236

**Arkansas (AR)**

Company Address	Serving Area	District Manager	Area Manager
Southwestern Bell Telephone Company Centralized Operations Group Room 360 515 W. Pershing Blvd. North Little Rock, AR 72114	Arkansas  Telephone Nos: (Little Rock) 373-4427  (All Other Intrastate) 990-4427  (Interstate) 501 373-4427  Facsimile No: 501 373-5647	A. Vital (Adam)  501 324-3620	R. Major (Robert)  501 324-3450

Continued on next page

**Service Centers, continued**

**California (CA)**

<b>Company Address</b>	<b>Serving Area</b>	<b>District Manager</b>	<b>Manager</b>
Pacific Bell Centralized Operations Group Room 230 500 East Main Street Alhambra, CA 91801	Area Codes (ACs) 213, 619, 714, and 818 Also serves Ventura and Newhall, CA in the 805 Area.  Telephone Nos: (toll free in CA) 811-3318  (out-of-state) 818 576-3318  Facsimile No: 818 289-1597	M. Everett (Marsha)  415 545-9765	J. Geddis (John)  818 308-4002

<b>Company Address</b>	<b>Serving Area</b>	<b>District Manager</b>	<b>Manager</b>
Pacific Bell Centralized Operations Group Room 707 370 3rd Street San Francisco, CA 94107	All Northern California  Telephone Nos: (toll free in CA) 415 811-5255  (out-of-state) 415 542-5255  Facsimile No: 415 957-0675	M. Everett (Marsha)  415 545-9765	D. Jorgenson (Darla)  415 542-5255

Continued on next page

Service Centers, continued

Colorado (CO)

---

Company Address	Serving Area	Regional Director	Manager
U S WEST Communications Vendor Service Center DSC — Room 990 1005 17th Street Denver, CO 80202  Mailing Address: P. O. Box 0419 Denver, CO 80202	Colorado   Telephone Nos: 303 896-5577 800 654-2667  Facsimile Nos: 303 965-2552 303 965-3035 800 772-1892	J. Leatherwood (Jerry)  602 235-4700	L. Thorpe (Lu Ann)  303-896-4094

---

Continued on next page

**Service Centers, continued**

**Connecticut (CT)**

<b>Company Address</b>	<b>Serving Area</b>	<b>District Manager</b>	<b>Manager</b>
Southern New England Telephone Company Room 9B8 300 George Street New Haven, CT 06510	Connecticut (excluding Greenwich and Byram)  Telephone Nos: (New Haven Area) 771-6400  (All other CT calls) 800 922-3250  Facsimile No: 203 562-9183	E. Raffile (Eugene)  203 771-2080	S. Tillman (Sharlene)  203 771-2242

<b>Company Address</b>	<b>Serving Area</b>	<b>District Manager</b>	<b>Manager</b>
New York Telephone Company Centralized Operations Group Room 505 395 Flatbush Avenue Extension Brooklyn, NY 11201	Greenwich and Byram, CT  Telephone No: 718 237-3434  Facsimile No: 718 237-7862	J. Steinmetz (Joseph)  718 330-6814	J. Meredith (Jack)  718 237-3364

Continued on next page

**Service Centers, continued**

**Delaware (DE)**

<b>Company Address</b>	<b>Serving Area</b>	<b>District Manager</b>	<b>Manager</b>
Bell Telephone Company of Pennsylvania Centralized Operations Group 21st Floor 1717 Arch Street Philadelphia, PA 19103	Delaware (AC 302)  Telephone Nos: 215 466-4323  (All other DE, CT, MD, NJ, and NY calls) 800 922-1224  Facsimile No: 215 466-4793	A. Custis (Andrea)  215 466-4456	L. Stevens (Larry)  215 466-4835

**District of  
Columbia (DC)**

<b>Company Address</b>	<b>Serving Area</b>	<b>District Manager</b>	<b>Manager</b>
C&P Telephone Company Centralized Operations Group Room 201 1600 Wilson Blvd. Arlington, VA 22209	Washington, DC and Suburban Maryland  Telephone No: 703 974-6050  Facsimile No: 703 525-1733	R. G. Marshall (Robert)  703 876-7070	G. E. Myers (Gary)  703 974-6088

Continued on next page

**Service Centers, continued**

**Florida (FL)**

<b>Company Address</b>	<b>Serving Area</b>	<b>Operations Manager</b>	<b>Manager</b>
Southern Bell Telephone Company Vendor Service Center 9CC1 SBT 301 W. Bay Street Jacksonville, FL 32202	Northern Florida  Telephone Nos: 904 350-8300  (FL Only) 800 342-7601  Facsimile No: 904 356-3166	D. L. Moore (Don)  904 350-2900	B. W. Flowers (Brenda)  305 644-6281

<b>Company Address</b>	<b>Serving Area</b>	<b>Operations Manager</b>	<b>Manager</b>
Southern Bell Telephone Company Vendor Service Center Bldg H — 2nd Floor 7780 N. W. 50th Street Miami, FL 33166	Southern Florida  Telephone No: 305 599-8200  Facsimile No: 305 592-4722	D. L. Moore (Don)  904 350-2900	B. W. Flowers (Brenda)  305 644-6281

Continued on next page

Service Centers, continued

Georgia (GA)

Company Address	Serving Area	Operations Manager	Manager
Southern Bell Telephone Company Vendor Service Center Room C40 5147 Peachtree Industrial Blvd. Chamblee, GA 30341	Georgia  Telephone Nos: 404 986-3700 (AT&T Inquiries) 404 986-3787  (GA Only) 800 522-7024  Facsimile Nos: 404 452-5207 404 452-5208	E. C. Sheldon (Elaine)  404 986-7500	S. A. Ziegler (Suc)  404 986-3705

Idaho (ID)

Company Address	Serving Area	Regional Director	Manager
U S WEST Communications Vendor Service Center 250 Bell Plaza Room 119 Salt Lake City, UT 84111	Idaho (except Lewiston Area) Telephone No: 208 385-2328  Facsimile No: 800 842-9653	J. Leatherwood (Jerry)  602 235-4700	J. Kappas (Janct)  602 235-3236

Continued on next page

**Service Centers, continued**

**Idaho (ID)**  
(continued)

<b>Company Address</b>	<b>Serving Area</b>	<b>Regional Director</b>	<b>Manager</b>
U S WEST Communications Vendor Service Center Room 1004 1600 Bell Plaza Seattle, WA 98101	Lewiston Area (Cottonwood, Graingeville, Kamiah, Koosia, Lapwai, Lewiston, and Nez Perce)  Telephone Nos: 800 322-7137 206 345-7137  Facsimile Nos: (Toll Free) 206 345-6707 509 459-4077	J. Leatherwood (Jerry)  602 235-4700	S. Shelton (Susan)  206 346-8919

**Illinois (IL)**

<b>Company Address</b>	<b>Serving Area</b>	<b>Director</b>	<b>Senior Manager</b>
Illinois Bell Telephone Company Vendor Service Center HQ 12F 212 W. Washington Street Chicago, IL 60606	The Illinois Bell Territory  Telephone Nos: (Illinois) 800 572-6077 (Interstate) 312 580-3700  Facsimile Nos: (Intrastate) 800 572-6035 (Interstate) 312 580-3799	S. Brabson (Sharon)  312 220-8030	D. Bolden (Dorothy)  312 580-3671

Continued on next page

Service Centers, continued

Indiana (IN)

Company Address	Serving Area	Director	Manager
Indiana Bell Telephone Company, Inc. Vendor Service Center Room 795 220 North Meridian Street Indianapolis, IN 46204	The Indiana Bell Territory (excluding the extreme southeastern area, and Greater Cincinnati)  Telephone No: 317 556-4240  Facsimile No: 317 556-4250	T. Crowley (Terry)  317 265-2467	B. Cooke (Betty)  317 265-5266

Company Address	Serving Area	District Manager	Manager
Cincinnati Bell Telephone Company Centralized Operations Group Room 105 309 Vine Street Cincinnati, OH 45201  Mailing Address: P. O. Box 2301 Cincinnati, OH 45201-2301	Southeastern Indiana (Greater Cincinnati)  Telephone No: 513 566-4120  Facsimile No: 513 241-8084	R. Rensing (Bob)  513 566-4170	R. Lang (Bob)  513 566-4199

Continued on next page

**Service Centers, continued**

**Iowa (IA)**

<b>Company Address</b>	<b>Serving Area</b>	<b>Regional Director</b>	<b>Manager</b>
U S WEST Communications Vendor Service Center Suite 20W 9700 Schmidt Lake Road Plymouth, MN 55442	Iowa  Telephone Nos: 800 422-0156 612 344-8515  Facsimile Nos: 800 328-1874 612 344-6152	J. Leatherwood (Jerry)  602 235-4700	A. Chenault (Andrea)  612 344-4412

**Kansas (KS)**

<b>Company Address</b>	<b>Serving Area</b>	<b>District Manager</b>	<b>Area Manager</b>
Southwestern Bell Telephone Company Centralized Operations Group Suite 700F 220 E 6th Street Topeka, KS 66683	Kansas  Telephone Nos: (within Kansas and Kansas City Metro Area) 913 574-3400 (outside of Kansas, call collect) 913 276-1400  Facsimile No: 913 276-0534	L. Canady (Linda)  913 276-6093	W. Norris (Bill)  913 276-8275

Continued on next page

**Service Centers, continued**

**Kentucky (KY)**

<b>Company Address</b>	<b>Serving Area</b>	<b>Operations Manager</b>	<b>Manager</b>
South Central Bell Telephone Company Vendor Service Center Suite 100, Wing A 307 N. Hurstborne Lane Louisville, KY 40222  Mailing Address: P. O. Box 32410 Louisville, KY 40232	Kentucky (excluding the extreme northern area, and Greater Cincinnati)  Telephone Nos: 502 339-2000  (KY only — toll free) 1-557-2000  Facsimile No: 502 339-2056	M. A. King (Monta)  502 339-2050	K. M. Scarlott (Kermit)  502 339-2022

<b>Company Address</b>	<b>Serving Area</b>	<b>District Manager</b>	<b>Manager</b>
Cincinnati Bell Telephone Company Centralized Marketing Group Room 105 309 Vine Street Cincinnati, OH 45201-2301  Mailing Address: P. O. Box 2301 Cincinnati, OH 45201-2301	Northern Kentucky (and Greater Cincinnati)  Telephone No: 513 566-4120  Facsimile No: 513 241-8084	R. Rensing (Bob)  513 566-4170	R. Lang (Bob)  513 566-4199

Continued on next page

**Service Centers, continued**

**Louisiana (LA)**

<b>Company Address</b>	<b>Serving Area</b>	<b>Operations Manager</b>	<b>Manager</b>
South Central Bell Telephone Company Vendor Service Center Suite 1650 365 Canal Place One New Orleans, LA 70140	Louisiana  Telephone No: 504 528-8002  Facsimile No: 504 528-2114	G. M. Peacock (Trudy)  504 528-8500	P. C. Evans (Pete)  504 528-2890

**Maine (ME)**

<b>Company Address</b>	<b>Serving Area</b>	<b>Director of Operations</b>	<b>Area Operations Manager</b>
New England Telephone Company Vendor Services 1155 Elm Street Box #4 Manchester, NH 03101	Maine  Telephone No: 603 641-1700  Facsimile No: 603 641-1749	L. W. MacQuarrie, Jr. (Whit)  617 743-6408	S. Greenan (Sandra)  617 236-5450

Continued on next page

**Service Centers**, continued

**Maryland (MD)**

Company Address	Serving Area	District Manager	Manager
C&P Telephone Company Centralized Operations Group Room 4E 1 East Pratt Street Baltimore, MD 21202	Maryland (excluding Montgomery and Prince George Counties)  Telephone No: 301 393-7500  Facsimile No: 301 837-2098  Montgomery and Prince George Counties  Telephone No: 703 974-6050  Facsimile No: 703 525-1733	R. G. Marshall (Robert)  703 876-7070	G. E. Myers (Gary)  301 393-7249

Continued on next page

**Service Centers, continued**

**Massachusetts  
(MA)**

<b>Company Address</b>	<b>Serving Area</b>	<b>Director of Operations</b>	<b>Area Operations Manager</b>
New England Telephone Company Vendor Services Room 1920 101 Huntington Avenue Boston, MA 02199	ACs 617 and 508 (excluding prefixes listed under Worcester, MA Vendor Services) AC 413 (Monroe Bridge 424 prefix only)  AC 603 (South Hampton 394 prefix only)  Telephone No: 617 236-5400  Facsimile Nos: 617 353-9934 617 353-9935 617 353-9936	L. W. MacQuarrie, Jr. (Whit)  617 743-6408	S. Greenan (Sandra)  617 236-5450

<b>Company Address</b>	<b>Serving Area</b>	<b>Director of Operations</b>	<b>Area Operations Manager</b>
New England Telephone Company Vendor Services Lincoln Plaza Worcester, MA 01605	AC 413 (excluding Monroe Bridge prefix 424) AC 508  Telephone No: 508 853-7500  Facsimile No: 508 853-1663	L. W. MacQuarrie, Jr. (Whit)  617 743-6408	S. Greenan (Sandra)  617 236-5450

Continued on next page

**Service Centers**, continued

**Massachusetts  
(MA)** (continued)

Covered Locations in AC 508	
Acton	Northboro
Ashburnham	North Brookfield
Ashby	North Swansea
Athol	Oakham
Auburn	Orange
Ayer	Oxford
Barre	Pepperell
Berlin	Petersham
Blackstone	Princeton
Bolton	Rutland
Boylston	Seckonk
Clinton	Shirley
Concord	Shrewsbury
East Douglas	South Attleboro
Fitchburg	Southbridge
Gardner	Spencer
Grafton	Sterling
Groton	Templeton
Harvard	Townsend
Holden	West Boylston
Hubbardston	Webster
Hudson	Westboro
Leicester	Westminister
Leominster	Whitinsville
Littleton	Winchendon
Lunenburg	Worcester
Marlboro	
Maynard	
Millbury	

Continued on next page

**Service Centers, continued**

---

**Michigan (MI)**

<b>Company Address</b>	<b>Serving Area</b>	<b>Director</b>	<b>Manager</b>
Michigan Bell Telephone Company Vendor Service Center Room 100 105 E. Bethune Street Detroit, MI 48202	Michigan Bell Territory  Telephone Nos: (Interstate) 313 874-8100  (Intrastate) 800 482-0647  Facsimile Nos: 800 482-3786 313 874-8485 313 874-8486	G. W. Adams (George)  313 874-8864	C. Charron (Chris)  313 874-8066

---

Continued on next page

Service Centers, continued

Minnesota (MN)

Company Address	Serving Area	Regional Director	Manager
U S WEST Communications Vendor Service Center Suite 20W 9700 Schmidt Lake Road Plymouth, MN 55442	Minnesota  Telephone Nos: (Mpls., St. Paul, Metro Area) 612 344-8515  (outstate) 1 800 422-0156  Facsimile Nos: 612 344-6152 800 328-1874	J. Leatherwood (Jerry)  602 235-4700	A. Chenault (Andrea)  612 344-4412

Mississippi  
 (MS)

Company Address	Serving Area	Operations Manager	Manager
South Central Bell Telephone Company Vendor Service Center Room 260C Landmark Center Jackson, MS 39205  Mailing Address: P. O. Box 811 Jackson, MS 39205	Mississippi    Telephone No: 601 961-1210  Facsimile No: 601 352-2552	P. Koon (Paige)  601 961-2325	J. W. Nickens (Jerry)  601 961-0761

Continued on next page

**Service Centers, continued**

**Missouri (MO)**

<b>Company Address</b>	<b>Serving Area</b>	<b>District Manager</b>	<b>Manager</b>
Southwestern Bell Telephone Company Centralized Operations Group 10820 Sunset Hills Plaza Sunset Hills, MO 63127	Missouri (AC 314)  Telephone Nos: (within 314 AC) 1 572-7337  (All other areas) 314 572-7337  Facsimile No: 314 957-2741	P. Samms (Pat)  314 572-5058	D. Crane (Donna)  314 572-7668

<b>Company Address</b>	<b>Serving Area</b>	<b>District Manager</b>	<b>Area Manager</b>
Southwestern Bell Telephone Company Centralized Operations Group Suite 300 800 E. 101st Terrace Kansas City, MO 64131	Missouri (ACs 417 and 816)  Telephone Nos: (AC 816) 1 572-1200  (All other areas) 816 572-9301  Facsimile No: 816 275-4866	L. Licrz (Larry)  816 275-8565	C. Dennis (Charlotte)  816 275-8191

Continued on next page

**Service Centers, continued**

**Montana (MT)**

Company Address	Serving Area	Regional Director	Manager
U S WEST Communications Vendor Service Center Room 119 250 Bell Plaza Salt Lake City, UT 84111	Montana  Telephone No: 1 800 356-7137  Facsimile No: 800 842-9653	J. Leatherwood (Jerry)  602 235-4700	J. Kappas (Janet)  602 235-3236

**Nebraska (NE)**

Company Address	Serving Area	Regional Director	Manager
U S WEST Communications Vendor Service Center Suite 20W 9700 Schmidt Lake Road Plymouth, MN 55442	Nebraska  Telephone Nos: 800 422-0156 612 344-8515  Facsimile Nos: 800 828-1874 612 344-6152	J. Leatherwood (Jerry)  602 235-4700	A. Chenault (Andra)  612 344-4412

Continued on next page

**Service Centers, continued**

**Nevada (NV)**

<b>Company Address</b>	<b>Serving Area</b>	<b>District Manager</b>	<b>Manager</b>
Nevada Bell Centralized Operations Group 595 E. Plumb Street Reno, NV 89502  Mailing Address: P. O. Box 11010 Reno, NV 89520	Northern and Central NV  Telephone No: 702 688-7260  Facsimile No: 702 333-4047	D. Hamilton (Don)  702 688-7110	N. Wright (Nancy)  702 688-7141

**New Hampshire  
(NH)**

<b>Company Address</b>	<b>Serving Area</b>	<b>Director of Operations</b>	<b>Area Operations Manager</b>
New England Telephone Company Vendor Services 1155 Elm Street Box #4 Manchester, NH 03101	New Hampshire  Telephone No: 603 641-1700  Facsimile No: 603 641-1749	L. W. MacQuarrie, Jr. (Whit)  617 743-6408	S. Greenan (Sandra)  617 236-5450

Continued on next page

**Service Centers**, continued

---

**New Jersey (NJ)**

<b>Company Address</b>	<b>Serving Area</b>	<b>Division Manager</b>	<b>Manager</b>
New Jersey Bell Telephone Company Centralized Operations Group 1000 Cellar Avenue Scotch Plains, NJ 07076-3133	New Jersey  Telephone No: 800 675-9911  (out-of-state) 800 755-1390  Facsimile No: 908-499-0376	D. Aitken (Dave)  908 240-9902	K. A. Konopka (Karen)  908 499-4555

---

**New Mexico (NM)**

<b>Company Address</b>	<b>Serving Area</b>	<b>Regional Director</b>	<b>Manager</b>
U S WEST Communications Vendor Service Center Room 250 202 E. Earll Drive Phoenix, AZ 85012	New Mexico  Telephone Nos: 800 333-6462  Facsimile Nos: 602 235-3333	J. Leatherwood (Jerry)  602 235-4700	J. Kappas (Janet)  602 235-3236

---

Continued on next page

**Service Centers, continued**

**New York (NY)**

<b>Company Address</b>	<b>Serving Area</b>	<b>District Manager</b>	<b>Manager</b>
New York Telephone Company Centralized Operations Group Room 400 395 Flatbush Avenue Extension Brooklyn, NY 11201	Manhattan (AC 212)  Telephone Nos: (Manhattan) 718 237-3430  (New York only) 800 522-5129  (Interstate only) 800 221-8088  Facsimile Nos. 718 237-3888 718 237-3889	P. D. Ciardi (Paul)  212 395-8205	T. Yalamanchili (Tanuja)  718 237-3328

<b>Company Address</b>	<b>Serving Area</b>	<b>District Manager</b>	<b>Manager</b>
New York Telephone Company Centralized Operations Group Room 500 395 Flatbush Avenue Extension Brooklyn, NY 11201	New York (ACs 203, 212-Bronx, 315, 516, 518, 607, 716, 718, and 914)  Telephone No: 718 237-3434  Facsimile No. 718 237-7862	J. Steinmetz (Joseph)  718 330-6814	J. Meredith (Jack)  718 237-3364

Continued on next page

**Service Centers, continued**

**North Carolina  
 (NC)**

Company Address	Serving Area	Operations Manager	Manager
Southern Bell Telephone Company Vendor Service Center Room 300A 4651 Charlotte Park Drive Charlotte, NC 28217	North Carolina  Telephone No: 704 522-4142 Facsimile No: 704 523-1754	J. R. Vinson (Randy)  704 861-2801	J. W. Brooks (Jim)  704 522-4164

**North Dakota  
 (ND)**

Company Address	Serving Area	Regional Director	Manager
U S WEST Communications Vendor Service Center Suite 20W 9700 Schmidt Lake Road Plymouth, MN 55442	North Dakota  Telephone Nos: 800 422-0156 612 344-8515 Facsimile Nos: 800 328-1874 612 344-6152	J. Leatherwood (Jerry)  602 235-4700	A. Chenault (Andrea)  612 344 4412

Continued on next page

**Service Centers, continued**

**Ohio (OH)**

<b>Company Address</b>	<b>Serving Area</b>	<b>District Manager</b>	<b>Manager</b>
Ohio Bell Telephone Company Vendor Service Center 150 E. Gay Street Columbus, OH 43215	Ohio Bell Territory (excluding Cincinnati)  Telephone Nos: (Columbus Area) 223-4484  (Ohio only) 800 282-3344  (Interstate) 614 223-4484  Facsimile Nos: 614 223-4612 800 541-4309	M. O'Sullivan (Mike)  614 223-6810	R. Cousino (Roger)  614 223-4090

<b>Company Address</b>	<b>Serving Area</b>	<b>District Manager</b>	<b>Manager</b>
Cincinnati Bell Telephone Company Centralized Operations Group Room 105 309 Vine Street Cincinnati, OH 45202  Mailing Address: P. O. Box 2301 Cincinnati, OH 45201	Cincinnati, Northern Kentucky, and part of Southeastern Indiana  Telephone No: 513 566-4120  Facsimile No: 513 241-8084	R. Rensing (Bob)  513 566-4170	R. Lang (Bob)  513 566-4199

Continued on next page

**Service Centers, continued**

**Oklahoma (OK)**

Company Address	Serving Area	District Manager	Manager
Southwestern Bell Telephone Company Centralized Operations Group Room 710C 405 N. Broadway Oklahoma City, OK 73102	Oklahoma  Telephone Nos: (AC 405) 1 583-2050  (AC 918) 1 262-9690  (Local) 239-1950  (Interstate) 405 239-1950  Facsimile No: 405 236-7914	H. Foster (Hubert)  405 236-6012	C. Long (Connie)  405 236-6116  L. Cody (Lee)  405 291-7564

Continued on next page

**Service Centers, continued**

**Oregon (OR)**

<b>Company Address</b>	<b>Serving Area</b>	<b>Regional Director</b>	<b>Manager</b>
U S WEST Communications Vendor Service Center Room 6S01 421 S. W. Oak Street Portland, OR 97204	Oregon (excluding Ontario, Nyssa, and Vale, OR) Also serves, Battleground, Castle Rock, Cathlamet, Longview, Ridgefield, Vader, Vancouver, and Yacolt, WA in AC 206  Telephone Nos: 503 242-7691 800 235-7691  Facsimile Nos: 503 242-6491 800 232-6491	J. Leatherwood (Jerry)  602 235-4700	S. Shelton (Susan)  206 346-8919

<b>Company Address</b>	<b>Serving Area</b>	<b>Regional Director</b>	<b>Manager</b>
U S WEST Communications Vendor Service Center Room 119 250 Bell Plaza Salt Lake City, UT 84111	Ontario, Nyssa, and Vale, OR  Telephone No: 800 356-7137  Facsimile No: 800 842-9653	J. Leatherwood (Jerry)  602 235-4700	J. Kappas (Janct)  602 235-3236

Continued on next page

Service Centers, continued

Pennsylvania (PA)

Company Address	Serving Area	Director	Manager
Bell Telephone Company of Pennsylvania Centralized Operations Group 21st Floor 1717 Arch Street Philadelphia, PA 19103	Pennsylvania AC 215  Telephone Nos: 215 466-4323  (All other PA calls) 800 462-2878  Facsimile No: 215 466-4793	A. Custis (Andrea)  215 466-4456	L. Stevens (Larry)  215 466 4835

Company Address	Serving Area	District Manager	Manager
Bell Telephone Company of Pennsylvania Centralized Operations Group 4th Floor 201 Stanwix Street Pittsburgh, PA 15222	Pennsylvania ACs 412, 814, and 717  Telephone Nos: 412 633-6200  (All PA calls) 800 242-0449  Facsimile No: 412 633-6309	R. Weigel (Ron)  412 633-3350	D. L. Martin (Diana)  412 633-3747

Continued on next page

**Service Centers, continued**

**Rhode Island  
(RI)**

<b>Company Address</b>	<b>Serving Area</b>	<b>Director of Operations</b>	<b>Area Operations Manager</b>
New England Telephone Company Vendor Services Lincoln Plaza Worcester, MA 01605	Rhode Island  Telephone No: 508 853-7500  Facsimile No: 508 853-1663	L. W. MacQuarrie, Jr. (Whit)  617 743-6408	S. Greenan (Sandra)  617 236-5450

**South Carolina  
(SC)**

<b>Company Address</b>	<b>Serving Area</b>	<b>Operations Manager</b>	<b>Manager</b>
Southern Bell Telephone Company Vendor Service Center Room 314 400 Laurel Street Columbia, SC 29201  Mailing Address: P. O. Box 752 Columbia, SC 29202	South Carolina  Telephone No: 803 748-7930  Facsimile No: 803 799-0725	E. S. Walker (Tena)  803 748-7946	S. P. Stork (Paul)  803 748-8844

Continued on next page

**Service Centers**, continued

---

**South Dakota  
(SD)**

<b>Company Address</b>	<b>Serving Area</b>	<b>Regional Director</b>	<b>Manager</b>
U S WEST Communications Vendor Service Center Suite 20W 9700 Schmidt Lake Road Plymouth, MN 55442	South Dakota  Telephone Nos: 800 422-0156 612 344-8515  Facsimile Nos: 800 328-1874 612 344-6152	J. Leatherwood (Jerry)  602 235-4700	A. Chenault (Andrea)  612 344-4412

---

Continued on next page

**Service Centers, continued**

**Tennessee (TN)**

<b>Company Address</b>	<b>Serving Area</b>	<b>Operations Manager</b>	<b>Manager</b>
South Central Bell Telephone Company Vendor Service Center Bldg. D, 1st Floor 9000 Executive Park Drive Knoxville, TN 37923	Tennessee  Telephone Nos: 615 694-2400  (TN only — toll free) 1-557-2213  Facsimile No: 615 694-2431	M. J. Franklin (Mary Jo)  901 721-9061	J. L. Staples (Jerre)  615 694-2433

**Texas (TX)**

<b>Company Address</b>	<b>Serving Area</b>	<b>District Manager</b>	<b>Area Manager</b>
Southwestern Bell Telephone Company Centralized Operations Group 27th Floor One Bell Plaza Dallas, TX 75202	Texas ACs 214 and part of 817 (excluding Waco and Temple)  Telephone No: 214 464-3450  Facsimile No: 214 745-1685	V. Bowers (Virginia)  214 464-4664	K. A. Berry (Kac)  214 464-4214

Continued on next page

**Service Centers, continued**

**Texas (TX)**  
 (continued)

Company Address	Serving Area	District Manager	Area Manager
Southwestern Bell Telephone Company Centralized Operations Group Third Floor, Suite 300 14575 Presidio Square Houston, TX 77083	Texas ACs 409 and 713  Telephone No: 713 237-7804  Facsimile No: 713 561-4149	V. Bowers (Virginia)  214 464-4664	K. A. Berry (Kac)  214 464-4214

Company Address	Serving Area	District Manager	Area Manager
Southwestern Bell Telephone Company Centralized Operations Group Room 310 4119 Broadway, San Antonio, TX 78299  Mailing Address: P. O. Box 2780 San Antonio, TX 78209	Texas ACs 512 806, 817 (Waco and Temple only), and 915  Telephone Nos: (within San Antonio) 820-7003  (ACs 214 and 817) 1 990-7003  (ACs 713 and 409) 1 887-7072  (ACs 512, 806, and 915) 1 951-7003  Facsimile No: 512 820-5802	V. Bowers (Virginia)  214 464-4664	K. A. Berry (Kac)  214 464-4214

Continued on next page

**Service Centers, continued**

**Utah (UT)**

<b>Company Address</b>	<b>Serving Area</b>	<b>Regional Director</b>	<b>Manager</b>
U S WEST Communications Vendor Service Center Room 119 250 Bell Plaza Salt Lake City, UT 84111	Utah  Telephone No: 801 237-7700  Facsimile Nos: 801 237-4939 800 842-9653	J. Leatherwood (Jerry)  602 235-4700	J. Kappas (Jane)  602 235-3236

**Vermont (VT)**

<b>Company Address</b>	<b>Serving Area</b>	<b>Director of Operations</b>	<b>Area Operations Manager</b>
New England Telephone Company Vendor Services Box #4 1155 Elm Street Manchester, NH 03101	Vermont (excluding Stamford prefix 694 and Pownal prefix 823)  Telephone No: 603 641-1700  Facsimile No: 603 641-1749	L. W. MacQuarrie, Jr. (Whit)  617 743-6408	S. Greenan (Sandra)  617 236-5450

Continued on next page

**Service Centers**, continued

---

**Vermont (VT)**  
(continued)

<b>Company Address</b>	<b>Serving Area</b>	<b>Director of Operations</b>	<b>Area Operations Manager</b>
New England Telephone Company Vendor Services Lincoln Plaza Worcester, MA 01605	Stamford, VT (prefix 694) and Pownal, VT (prefix 823)  Telephone No: 508 853-7500  Facsimile No: 508 853-1663	L. W. MacQuarrie, Jr. (Whit)  617 743-6408	S. Greenan (Sandra)  617 236-5450

---

Continued on next page

**Service Centers, continued**

**Virginia (VA)**

<b>Company Address</b>	<b>Serving Area</b>	<b>District Manager</b>	<b>Manager</b>
<b>C&amp;P Telephone Company Centralized Operations Group 10th Floor 600 E. Main Street Richmond, VA 23219</b>	<b>Virginia</b>	<b>R. G. Marshall (Robert)</b>  703 876-7070	<b>S. Smith (Sharon)</b>  804 225-6368
	<b>Telephone Nos: (outside of VA) 804 225-6260  (within VA, toll free) Call From. . .</b>	<b>Tel. Demand</b>	<b>Number</b>
	<b>Richmond LATA</b>	804 225-6260	804 225-6700
	<b>Lynchburg LATA</b>	804 528-3577	804-528-3603
	<b>Culpepper LATA</b>	703 899-2940	703 899-2942
	<b>All Other VA LATAs</b>	800 552-5037	800 552-5038
	<b>Facsimile No: 804 225-6390</b>		

Continued on next page

**Service Centers**, continued

**Washington  
 (WA)**

Company Address	Serving Area	Regional Director	Manager
U S WEST Communications Vendor Service Center Room 1004 1600 Bell Plaza Seattle, WA 98101	Washington (excluding Battleground, Castle Rock, Cathlamet, Longview, Ridgefield, Vader, Vancouver, and Yacolt in AC 206 — see Oregon)  Telephone Nos: 800 322-7137 206 345-7137  Facsimile Nos: (toll free) 206 345-6707 509 459-4077	J. Leatherwood (Jerry)  602 235-4700	S. Shelton (Susan)  206 346-8919

**Washington  
 (DC)**

See District of Columbia

Continued on next page

**Service Centers, continued**

---

**West Virginia  
(WV)**

<b>Company Address</b>	<b>Serving Area</b>	<b>District Manager</b>	<b>Manager</b>
C&P Telephone Company Centralized Operations Group 10th Floor 600 East Main Street Richmond, VA 23219	West Virginia  Telephone Nos: (outside of WV) 800 552-5038  (within WV) 800 552-5037  (large cutover) 800 368-2139  Facsimile No: 804 225-6390	R. Marshall (Robert)  703 876-7070	S. Smith (Sharon)  804 225-6368

---

Continued on next page

Service Centers, continued

Wisconsin (WI)

Company Address	Serving Area	Director	Manager
Wisconsin Bell Telephone Company Vendor Service Center Floor 5 790 N. Milwaukee Street Milwaukee, WI 53203	Wisconsin Bell Territory  Telephone Nos: 414 678-0850  (within WI) 414 393-3111  Facsimile No: 414 678-6391	M. Klasen (Michael)  414 792-8250	S. Willey (Soozie)  414 678-4711

Wyoming (WY)

Company Address	Serving Area	Regional Director	Manager
U S WEST Communications Vendor Service Center Room 990 1005 17 Street Denver, CO 80202  Mailing Address: P. O. Box 0419 Denver, CO 80202	Wyoming  Telephone Nos: 800 654-2667 303 896-5577  Facsimile Nos: 303 965-2552 303 965-3035 800 772-1892	J. Leatherwood (Jerry)  602 235-4700	L. Thorpe (Lu Ann)  303 896-4094

## **Chapter 3**

### **Installation and Maintenance**

---

#### **In This Chapter**

This chapter contains the following information:

- A. Overview
    - Introduction
  - B. Registration Program
    - General
    - Understanding the Registration Program
    - MTS and WATS
    - Grandfather Provision
    - Grandfathered Connections
  - C. Supervisory Personnel
    - Requirements for Supervisory Personnel
    - Documents Required to Verify Supervisor's Qualifications
  - D. Private-Line Services
    - Channel Offerings
    - OPS
    - Signaling Interface: Tie Trunks
    - Tie-Trunk Service Request
    - OPS Requests (PBX-End)
    - AIOD Requests
    - Message Registration Requests
- 

Continued on next page

## **Chapter 4**

### **Order Procedures**

---

#### **Purpose**

This chapter provides vendors with information and procedures for requesting system-related services from the telephone companies.

---

#### **In This Chapter**

This chapter contains the following information:

- A. Service Ordering Information
    - Credit Policy
    - Directory Listing
    - The Interval Guide
  - B. Verbal Ordering Procedures
  - C. Formal Ordering Procedures (Forms)
    - System Service Request Forms
    - Instructions for Completing Form MKT-031A
    - Instructions for Completing Form MKT-031B
    - Instructions for Completing Form MKT-031C
  - D. Customer Premises Telephone System Service Request Forms A, B, and C.
-

## Chapter 5

### Glossary of Acronyms and Terms

#### Glossary

---

**Note:**

These definitions are for general information only; to the extent that they differ from those contained in the Ameritech Operating Companies' (AOCs') tariffs, the tariff definition shall govern.

---

**Advance Private  
Line  
Termination**

*Advanced private-line termination* brings to an end certain private-switched network services, access lines from other common carriers and tie lines in specific operating company services. Calls connected as a result of the termination can use various associated service or network features.

---

Continued on next page

**Glossary, continued**

---

**AIOD Leads**

*AIOD leads* are terminal equipment leads at the interface. They are used solely to transmit Automatic Identified Outward Dialing (AIOD) data from a PBX to the public-switched telephone network or to switched-service networks (for example, Enhanced Private Switched Communication Services [EPSCS]). The operating company can then provide a PBX customer with a detailed monthly bill identifying long distance usage by individual PBX stations, tie trunks, or attendant.

Channeled data is transmitted in only one direction, from the PBX to the central office, and consists of a trunk number and a station number for each out-going call.

Two-way DC simplex signaling, as defined for the terminal equipment by the data-channel simulator circuit, is used to coordinate transmitting and receiving functions. The signaling includes one or more pairs of AIOD leads, each designated T(A1) and R(A1) to distinguish them from other interface, depending on the number of central offices that process AIOD calls for the PBX. However, unless otherwise stated, these leads at the interface should be treated as telephone connections (see Glossary definition of telephone connection) or as tip and ring where the term telephone connection is not used.

---

**Ameritech  
Operating  
Company (AOC)**

The term *Ameritech Operating Company (AOC)* refers to any of the five telephone companies (Illinois Bell, Indiana Bell, Ohio Bell, Michigan Bell, and Wisconsin Bell) that make up Ameritech.

---

**Alternate  
Demarcation  
Point (APOP)**

The *alternate demarcation point (APOP)* is the secondary demarcation point placed or reinforced at the customer's request. Excess construction charges apply to cover Ameritech expenses to install and reinforce.

---

Continued on next page

**Glossary, continued**

---

**Auxiliary Leads**

*Auxiliary leads* are terminal-equipment leads at the interface.

*Note:* Excluded are telephone connections and leads that are connected either to common equipment or to circuits extending to central-office equipment or otherwise defined in these Rules.

---

**Base Rate Area**

A *base rate area* is a specific section of an exchange area within which primary classes-of-service are available without zone charges.

---

**Basic Plan**

The *basic plan* is an installation rate that provides dial tone to the MPOP for each customer.

---

**Central Office (CO)**

A *central office* is a local telephone company switching system where telephone-exchange-service customer station loops are terminated to interconnect with each other and trunks.

---

**Channel**

A *channel* is an electrical communication path between two or more points furnished by any type of facilities and over any route the operating company uses.

---

**Channel Equipment**

*Channel equipment*, located at the private-line channel interface of the telephone network, furnishes telephone tip (T) and ring (R), telephone tip 1 (T1) and ring 1 (R1), and other auxiliary or supervisory signaling leads for connection. (where T1 and R1 is the receive pair for 4-wire telephone connection).

---

Continued on next page

**Glossary, continued**

---

**Class-of-Service**

*Class-of-service* is a vertical service associated with exchange service (such as flat or message rate, rotary dial or Touch Tone Calling Service).

---

**Customer Premises Equipment (CPE)**

*Customer premises equipment* is equipment located on the customer premises.

---

**Demarcation Point**

The *demarcation point* is the point-of-connection provided and maintained by the telephone company to which existing or new inside station wire becomes dedicated to an individual building or facility. The physical point where telephone company responsibility for the access line ends and customer responsibility for the premise facilities begins. This connection point will be located near the point where the telephone company facilities enter the customer's property.

---

**Direct Connection**

*Direct connection* means terminal equipment connected to the telephone network without acoustic and/or inductive coupling.

---

**E&M Signaling**

*E&M Signaling*, associated with tie lines, connects terminal equipment leads, at the interface and channel equipment, to transfer supervisory signals.

---

**Exchange**

An *exchange* is a geographical area used to administer communication service. It consists of one or more central offices and associated facilities that provide exchange service.

---

Continued on next page

Glossary, continued

---

**Exchange Service**

*Exchange service* refers to furnishing ordinary voice-grade telecommunications service under regulation within a specific area. It includes Centrex Service and local exchange service.

---

**Flat-Rate Service**

*Flat-rate service* is a class of local exchange service whereby a customer pays a specific monthly charge for an unlimited number of messages to stations in the local service area.

---

**Foreign Exchange (FX)**

*Foreign Exchange* is a telephone service furnished to a customer through a central office of an exchange located outside the customers own exchange.

---

**Grade of Service**

*Grade of service* is the level of local exchange service to which a customer subscribes. It includes individual lines, 2-party lines, 4-party lines, Private Branch Exchange (PBX) trunks, and semipublic lines.

---

**Grandfathered Equipment**

*Grandfathered equipment* is non-registered equipment that was connected directly to the telecommunications network without a BOC-provided protective connecting arrangement or data-access arrangement in accordance with operating company tariffs on or before the grandfather eligibility date, as specified in Part 68 of the *Federal Communications Commission's Rules and Regulations*.

---

Continued on next page

Glossary, continued

---

**Grandfathered  
PBX Systems  
Associated with  
Category III  
Private Line**

PBX systems connected directly to a private line service as of April 30, 1980 may remain connected for life without registration. New installations of equipment may be connected up to May 1, 1983 without registration, if that the equipment had been connected directly as of April 30, 1980.

Additions may be made after the "Register Only" date provided that the equipment added is either registered or equipment from a previous grandfathered installation.

---

**HARM**

*HARM* is defined as

- electrical hazards to telephone company personnel
  - damage to telephone company equipment
  - malfunction of telephone company billing equipment
  - degradation of service to persons other than the user of the subject terminal equipment, and/or the calling or called party.
- 

**Intercom-  
munication**

*Intercommunication* is an arrangement whereby two or more stations within the same system, and associated with exchange service, can communicate with each other without the use of exchange or long distance facilities.

---

**Interexchange  
Service**

An *interexchange service* terminates in two or more exchanges.

---

**Interface**

*Interface* is the point-of-connection between terminal equipment and the telephone company communication facilities.

---

Continued on next page.

**Glossary**, continued

---

**Interface**

*Interface* is the point-of-connection between terminal equipment and the telephone company communication facilities.

---

**InterLATA Service**

*InterLATA service* terminates in two or more Local Access Transport Areas (LATA).

---

**Interoffice Channel**

*Interoffice channel* is that portion of an intraexchange- or interexchange- channel service that connects local channels to serve customer locations in different wire-center serving areas.

---

**IntraLATA Service**

*IntraLATA service* has all service points in the same (LATA).

---

**Intraexchange Service**

*Intraexchange service* has all service points in the same exchange.

---

**Local Access Transport Area (LATA)**

A *LATA* is a geographical area set up to provide and administer communication services.

---

**Local Channel**

*Local channel* is a rate element that provides a dedicated loop and service area transmission equipment from the serving center office to the customer's premises.

---

**Local Exchange Service**

*Local exchange service* allows customers to call stations within the local service area.

---

Continued on next page

**Glossary**, continued

---

**Local Message**

*Local message* is a communication between a calling station and any other local service area calling station, or between two long distance stations (this incurs a long distance message charge).

---

**Local Service Area**

*Local service area* is the geographical area where service is furnished to subscribers under a specific schedule of exchange rates and without long distance charges. A local service area may include one or more exchange service areas.

---

**Loop Signaling**

*Loop signaling* provides repeat loop seizure, dial pulse and disconnect signals to the PBX, and ringing toward the station.

---

**Measured Rate Service**

*Measured rate service* is a class of exchange service that includes an individual line with a monthly outward local usage allowance for a specific monthly charge. Additional usage charges apply for completed outward local calls in excess of the allowance based on one or more of the following conditions:

- number of calls
- duration
- time of day
- day of week
- distance between originating and terminating central offices.

*Note:* Measured rate service requires special equipment and service arrangements and is furnished only in locations where such equipment and arrangements are available.

---

Continued on next page

Glossary, continued

---

**Message Rate Service**

*Message rate service* is a class of exchange service that includes an individual line with an allowance for a certain number of completed outward local calls for a specific monthly charge. A charge per message applies for all outward completed local calls in excess of the allowance. (Not available in all exchanges).

---

**Message Register Leads**

*Terminal register leads* are terminal equipment leads at the interface. They are used solely for receiving DC message register pulses from a central office at a PBX so that message unit information normally recorded at the central office is also recorded at the PBX. Channel signaling is by applying battery and open conditions at the central office. (No AC signaling is applied.)

One or more pairs of message register leads, each designated T(MR) and R(MR) may appear at an interface, depending on the number of PBX-CO trunks (one message register channel per PBX-CO trunk). However, unless otherwise stated, these interface leads should be treated as "telephone connections" (as defined in this Glossary) or as tip and ring where the term "telephone connection" is not used.

---

**Message Telecommunications Service (MTS)**

*Message Telecommunications Service (MTS)* is non-private-line intrastate and interstate long distance telephone service.

---

**Minimum Point-of-Penetration**

The *minimum point-of-penetration* is the physical location of the demarcation point for a building or group of buildings on the same continuous and/or contiguous property.

---

**Multiline Pickup**

*Multiline pickup* is an equipment offering that provides access to more than one line on an individual station.

---

Continued on next page

**Glossary**, continued

---

**Multi-Port  
Equipment**

*Multi-port equipment* has more than one internal telephone connection to establish transmission paths among two or more telephone connections.

---

**Network Port**

*Network port* is an equipment port of registered protective circuitry that connects the telephone network.

---

**Non-Complex  
Service**

For applying a maintenance-of-service or trouble-isolation charge, *non-complex service* is any telephone system not serviced through common equipment.

---

**Occasion**

*Occasion* is a term that relates to a type of activity performed for a customer and is not necessarily related to work performed on the customer's premises.

*Note\**: The Company's tariffs defines "occasion" this way to apply specific charges to the customer.

---

**Off-Premises  
Station  
Interface**

An *off-premises station interface* is the connection point between PBX (or similar systems) and BOC private-line communication facilities that accesses registered-station equipment located off-premises.

*Note*: These interface equipment leads are limited to telephone tip and ring leads (designated T(OPS) and R(OPS)) where the PBX employs loop-start signaling at the interface.

Unless otherwise noted, all T(OPS) and R(OPS) leads are as telephone connections to fulfill registration conditions.

---

Continued on next page

**Glossary**, continued

---

**One-Port  
Equipment**

*One-port equipment* has only one telephone connection, or an arrangement of multiple telephone connections that does not intend to transmit among the telephone connections.

---

**OPS**

*Off-premises, PBX or PBX-like station*

---

**Power  
Connections**

*Power connections* are between commercial power and any transformer, power-supply rectifier, converter, or other circuitry associated with registered terminal equipment or registered protective circuitry.

*Note:* The following are not power connections:

- Connections between registered terminal equipment or registered protective circuitry and sources of non-hazardous voltages (see Section 69.306(b)(4) for a definition of non-hazardous voltages).
  - Conductors that distribute any power within registered terminal equipment or within registered protective circuitry.
  - Green-wire ground (the grounded conductor of a commercial power circuit which is UL-identified by a continuous green color).
- 

**Premises**

*Premises* is the continuous property (except railroad right-of-way, and so forth) occupied by a customer, either under lease or ownership.

When a customer occupies a building with other tenants, the premises is "all space occupied by the customer" regardless of whether the space is continuous or separated by intervening floors or rooms. However, all space must be accessible from within the building by halls, stairs or elevators.

---

Continued on next page

**Glossary**, continued

---

**Premises  
Wiring**

*Premises wiring* connects separately-housed equipment entities and/or system components to one another, or an equipment entity and/or system component with the telephone network interface located at the customer's premises (but not within an equipment housing).

---

Continued on next page

Glossary, continued

**Premises  
 Wiring - Fully  
 Protected**

*Premises wiring that is*

Installation Type	FCC Definition
Single Unit (both new and existing)	The demarcation point shall be a point <i>within twelve inches of the protector</i> , or if there is no protector, the demarcation point shall be within twelve inches of where the wiring enters the customer's premises.
Existing Multiunit Installations	The demarcation point shall be determined in accordance with the carrier's <i>reasonable and nondiscriminatory standard operating practices</i> .  However, where there are multiple-demarcation points, no customer-demarcation point may be located at a point further than twelve inches from where the wiring enters the customer's premises.
New Multiunit Installations	The carrier may establish a reasonable and nondiscriminatory practice of placing the demarcation point at the <i>minimum point of entry</i> on the property.  If the carrier does not establish the minimum point of entry, <i>the multiunit premises owner may determine the location</i> of the demarcation point or points.  However, where there are multiple-demarcation points, no customer-demarcation point may be located further than twelve inches from where the wiring enters the customer's premises.

Continued on next page

**Glossary**, continued

---

**Premises  
Wiring -  
Partially  
Protected**

*Premises wiring* that requires acceptance testing and is electrically behind registered (or grandfathered) equipment, system components or circuitry that assures electrical contact between the wiring will **not** result in hazardous voltages at the telephone network interface.

---

**Premises  
Wiring -  
Unprotected**

*Premises wiring* that does not qualify as fully or partially protected premises wiring.

---

**Private-Line  
Channel**

*Private-line channel* is BOC dedicated facilities and channel equipment furnishing private-line service from the telephone network for the exclusive use of a particular party or parties.

---

**Range Extender**

*Range extender* is transmission equipment placed at the customer's premises or in the central office to increase the system's capability to operate over loops of greater resistance than designed in the system.

---

**Rate Center**

A *rate center* is a geographical point used to base airline distances to determine long distance message telecommunications rates and interexchange channel rates.

---

**Register-Only  
Date For PBXs**

*Register-only date for PBX\**, established by the FCC, is January 1, 1980. This is the last date that unregistered PBXs could be connected for the first time.

*Note\**: May 1, 1983 for Category III Private Lines

---

Continued on next page

**Glossary**, continued

---

**Registered Protective Circuitry**

*Registered protective circuitry\** is separate, identifiable and discrete electrical circuitry designed to protect the telephone network from harm.

*Note\**: Registered in accordance with the rules and regulations in Subpart C of the FCC Part 68 Rules.

---

**Registered Terminal Equipment**

*Registered terminal equipment* is registered in accordance with the rules and regulations in Subpart C of the FCC Part 68 Rules.

---

**Same Building**

*Same building* refers to a structure under one roof, and/or two or more structures connected by an enclosed passageway\*, suitable for personal use, and a safe environment for running BOC wire or cable.

*Note\**: Same building status requires that an enclosed passageway may not cross a public thoroughfare.

---

**Service Points**

*Service points* are the switching equipment\* termination points in customer premises communication channels.

*Note*: Switching equipment refers to equipment used for communications with stations or customer provided terminal equipment located on the premises.

---

**Service Terminal**

*A service terminal* is the intraexchange portion of an interexchange service.

---

Continued on next page

Glossary, continued

---

**Station**

A *station\** is the network control signaling unit or other terminal equipment on the customer's premises that establishes a connection, effects communications or terminates an individual line or PBX trunk (provided in accordance with the Company's tariffs) in Ameritech Operating Company switching equipment located in an exchange foreign to the exchange in which the customer is located.

*Note\**: Can be either AOC-provided or customer-provided equipment.

---

**Station Terminal**

*Station terminal* is that portion of a channel service required to connect an interexchange channel to a station location.

---

**Telephone Connection**

*Telephone connections* are network tip and ring leads for 2-wire and 4-wire connections and The connections are not separated from the telephone tip and ring or from telephone tip 1 and ring 1 by a sufficiently protective barrier.

In 4-wire connections, leads designated tip and ring at the interface are for transmitting voice frequencies toward the network and leads designated tip 1 and ring 1 at the interface are for receiving voice frequencies from the network.

*Note*: Part 68 Rules that apply specifically to telephone network tip and ring pairs shall also apply to telephone network tip 1 and ring 1 pairs unless otherwise specified.

---

**Terminal Port**

*Terminal port* is an equipment port of registered protective circuitry that faces remotely-located terminal equipment.

---

Continued on next page

**Glossary, continued**

**Termination of Services and Equipment**

Unless specified otherwise, *termination of services and equipment* are the result of customer orders that notify the BOC that such services and equipment are not required and should be disconnected, or the customer requests that such services and equipment be relocated to a different premises within the same building or to a different building.

**Tie-Trunk Transmission Interfaces**

No.	Type	Description
1	2-Wire	A 2-wire <i>transmission interface</i> with a path that is essentially lossless (except for 2dB switched pad operation, or equivalent) between the interface and the 2-wire or 4-wire transmission reference point of the terminal equipment.
2	4-Wire Lossless	A 4-wire transmission interface with a path that is essentially lossless (except for 2dB switched pad operation, or equivalent) between the interface and the 2-wire or 4-wire transmission reference point of the terminal equipment.
3	4-Wire Conventional Terminating Set (CTS)	A 4-wire interface with a path to the transmission reference point that has a conventional terminating set providing 2-wire to 4-wire conversion with approximately 4dB of loss and having no gain elements. This device's loss will be referred to as a "nominal" 4dB, but in no case is it allowed to be less than 3dB.
4	Direct Digital Interface	An interface between a digital PBX and a digital transmission facility.

Continued on next page

**Glossary**, continued

---

**WATS**

Wide Area Telecommunications Service.

<b>Term</b>	<b>Description</b>
<b>OutWATS</b>	Dedicated access line for only outgoing calls.
<b>Intrastate OutWATS</b>	This line will provide a customer with access to the entire state within which the end user's business is located.
<b>IntraLATA OutWATS</b>	This line will provide access only to the LATA within which the enduser's business is located.
<b>800 Service</b>	Dedicated access line for only incoming calls.
<b>Intrastate 800 Service</b>	This line will provide toll free calling to customers within the state in which the 800 service line is physically located.  The end user at who's premises the line is located is the party responsible for the bill.

---

**Wire Center**

A *wire center* is an AOC building in which is housed one or more central offices.

---

**Wire Center Service Area**

A *wire center serving area* is that portion of an exchange served by a wire center.

---

Reserved for future use

## Section A

### Service Ordering Information

#### Credit Policy

---

#### Credit Requirements

Before a new business customer account can be established, the Vendor Service Center (VSC) must receive specific customer information. This information is used to determine account deposit requirements.

---

#### Providing Credit Information to the VSC

The information that the VSC needs for credit purposes is included on the *Customer-Premises Telephone System Service Request* (MKT-031A) form. This form is used to forward this information to the VSC.

---

Continued on next page

## Credit Policy, continued

### Credit Information

---

The credit information required for a new account includes the following items:

- customer account billing name and address
  - nature of business (for example, sales, service, and manufacturing)
  - type of organization
    - individual/sole owner — owner's name, contact telephone number, and social security number
    - partnership — names of partners, contact telephone numbers, and social security number for each partner
    - corporation — names of the principal officers, contact telephone numbers, and social security number for each officer
    - unincorporated club, society, association, trade union, or similar organization — telephone number of parent organization (if there is one) or names of officers, contact telephone numbers, and social security number for each officer
    - branch office — telephone number of main office
    - government service (federal, state, county, municipal, or foreign) — name and contact number of party holding responsible position (for example, Postmaster for the local post office)
  - telephone number for previous or other business service
  - year in which the customer's business was established.
-

## **Directory Listings**

### **Responsibility for Directory Listings**

---

Vendors, acting as the authorized agents for customers' new service requests, must advise the VSC how the customer's name and address should appear in the local white and yellow page telephone directories (if applicable). Vendors are also responsible for listings in directories other than those that serve the customers' exchange.

---

## The Interval Guide

---

### Interval Guide for Processing Orders

It is Ameritech's policy to make every effort to meet the due dates set forth as Ameritech's best estimates of the normal intervals to perform requested services.

---

### Exceptions

Ameritech cannot always guarantee the normal intervals due to the following circumstances:

- lack of facilities
  - lack of manpower
  - failure of the vendor to provide necessary information to the VSC.
- 

### Notifying Ameritech

Vendors should notify Ameritech as soon as possible regarding installations into newly constructed buildings to arrange for the proper entrance facilities.

---

### When Does the Interval Begin?

Each of the listed intervals begins when the VSC receives the appropriate service request information materials (for example, MKT-031A, MKT-031B, MKT-031C, and supportive affidavits).

---

### Access Arrangement Time

Ameritech's commitment for access arrangements is during normal business hours (8:00 AM to 5:00 PM) on normal business work days (Monday through Friday, excluding holidays).

---

### Exceptions to Normal Access Arrangement Times

Requests for exceptions to this policy are negotiated on an individual case basis.

---

Continued on next page

**The Interval Guide, continued**

---

**Vendor-  
Initiated  
Changes for  
Due Dates**

When it is clear that a service date will change, vendors should notify the VSC immediately. A verbal notification allows the Center to coordinate properly with all of the Ameritech departments involved to avoid service delays and/or interruptions.

---

**Normal  
Intervals for  
Non-Access  
Local Exchange  
Service**

This interval guide addresses the various service types and factors (for example, the number of lines, trunks, location, or circuits, any changes to the circuit ID, conditioning, and so forth) that determine a time estimate for a service request.

---

Continued on next page

**The Interval Guide**, continued

**Standard  
 Intervals —  
 Illinois**

Normal Interval in Business Days		
Type of Request	Intraoffice	Interoffice
1 - 3 Central Office lines with wiring up to and including the network interface	3	
4 - 10 lines	4	
11 - 15 lines	5	
16 - 30 lines	10	
31 or more lines	Negotiate with the VSC	
1 - 5 registered jacks with premises wiring beyond the network interface	5	
6 - 10 registered jacks	10	
11 - 15 registered jacks	15	
16 registered jacks and over	Negotiate with the VSC	
1 - 10 lines of local channel service alarms being established, changed or added to	5	
11 - 15 lines	10	
16 or more lines	Negotiate with the VSC	
1 designed/engineered line		9
2 or more lines		12

Continued on next page

**The Interval Guide**, continued

**Standard  
 Intervals —  
 Illinois**  
 (continued)

Normal Interval in Business Days		
Type of Request	Intraoffice	Interoffice
Channels (continued)		
1 - 6 PL, OPS, TL/designed-engineered lines		12
7 - 12 lines		16
13 - 24 lines		Negotiate with the VSC
Answering service	2	6
1 - 6 OS/designed-engineered lines		10
7 - 12 lines		14
13 - 24 lines		Negotiate with the VSC
1 - 4 FX lines		12
5 or more lines		Negotiate with the VSC
1 - 10 local WATS lines being established, changed or added to	9	
11 - 15 lines	10	
16 lines or more	Negotiate with the VSC	
Disconnect	6	
Non-dedicated WATS being established, changed, added to or disconnected	3	

Continued on next page

**The Interval Guide, continued**

**Standard  
 Intervals —  
 Indiana**

Normal Interval In Business Days		
Type of Request	Intraoffice	Interoffice
1 - 3 lines on a Key or multi-function system being changed or added	2	
4 - 10 lines	5	
11 or more lines	Negotiate with the VSC	
1 - 3 lines of miscellaneous work without facility assignment on a Key or multi-function system	2	
4 - 10 lines	5	
11 lines or more	Negotiate with the VSC	
Central Office/Translation Work	2	
1 - 4 Designed lines terminating on a new or an existing PBX or ACD System	12	
1 - 4 Non-designed lines	2	
5 or more designed lines	Negotiate with the VSC	
5 - 10 non-designed lines	5	
11 or more non-designed lines	Negotiate with the VSC	

Continued on next page

The Interval Guide, continued

Standard  
 Intervals —  
 Indiana  
 (continued)

Normal Interval in Business Days		
Type of Request	Intraoffice	Interoffice
1 - 5 Special IntraLATA Private Lines (tie lines)	8	8
6 or more lines	10	10
1 - 5 Special Intralata Private Lines *(AIOD)	8	
6 or more lines	10	
1 - 5 Special Intralata Private Lines (OPS)	8	8
6 or more lines	10	
Foreign Exchange (FX)	8	
WATS	8	

\*AIOD intervals are contingent on the availability of facilities, consequently at least 2 weeks must be added to the requested due date to allow for a facility check.

*Note:* Any combination of the above requested services totaling 6 or more lines must be negotiated on an individual basis with the VSC.

Continued on next page

The Interval Guide, continued

Standard  
 Intervals —  
 Michigan

Type of Request		Normal Interval In Business Days
1	line	2
2 - 4	lines	3
1 - 4	trunks	10
5	or more lines and/or trunks	Negotiate with the VSC
Direct Inward Dialing (DID)		Negotiate with the VSC
WATS/800 Service — Service provided from a different wire center		
1 - 5	circuits	9
6 - 12	circuits	One additional business day for each additional circuit over 5
13	or more circuits	Negotiate with the VSC
Service provided from the Local Serving Office (LSO)		
1 - 5	circuits	7
6 - 12	circuits	One additional business day for each additional circuit over 5
13	or more circuits	Negotiate with the VSC

Continued on next page

**The Interval Guide, continued**

**Standard  
Intervals —  
Michigan  
(continued)**

Type of Request		Normal Interval In Business Days
	Switched Access — including Feature Group A	
1 - 6	circuits	8
7 - 12	circuits	10
13	or more circuits	Negotiate with the VSC
	Special Access — Service Type	
	Metallic	
	Telegraph	
	Direct Analog	
1 - 6	circuits	8
7 - 12	circuits	10
	Multi-point circuits (3 - 5 legs)	10
	BDS — All Speeds	
1 - 8	circuits	12
9 - 12	circuits	16
	Optinet Base Rate/DDS — 2 Point	
	All speeds (except 56/64 Kbps)	
1 - 8	circuits	12
9 - 12	circuits	16
	56/64 Kbps	
	Span in Place	
1 - 8	circuits	12
9 - 12	circuits	16
	No span in place	20
	Optinet Base Rate/DDS — Multi-point	
	All speeds (except 56/64 Kbps)	
	3 - 5 legs	15
	56/64 Kbps	
	Span in Place	15
	No span in place	20

Continued on next page

**The Interval Guide, continued**

**Standard Intervals — Michigan**  
 (continued)

Type of Request	Normal Interval In Business Days
Optinet DS1 (1.544 mbps) Span in Place No Span in Place	7 25
13 Optinet DS3 (44.736mbps) or more circuits — All service types	Negotiate with the VSC Negotiate with the VSC

**Michigan: ICOs**

Add 10 business days to the above intervals if any leg of the circuit is terminated in an Independent Telephone Company's territory.

**Michigan: Multi-point Circuits**

If the circuit is multi-point (more than five legs), with 6 or more addresses, the due date interval must be negotiated with the VSC.

**Michigan: Combined Orders**

Combined related orders (two or more items on one order) — the due date will be determined by the item with the longest due date.

**Michigan: Complex Installations**

Complex installations and cutovers may require extensive coordination between the customer, vendor and the VSC and concomitantly longer due dates.

Continued on next page

The Interval Guide, continued

Standard  
 Intervals —  
 Ohio

Normal Interval In Business Days			
Type of Request		Intraoffice	Interoffice
1 - 5	Business Lines	3	12
6 - 10	lines	5	12
11 - 15	lines	6	12
16	or more lines	Negotiate with the VSC	Negotiate with the VSC
	Off-premise Extension	10	12
	Central Office Translations (such as, a change to touch- tone)	3	N/A
	Channels, Local	10	12
	Alarms (Fire, Burglar, and so forth)		
	Miscellaneous	10	12
	Foreign Central Office	N/A	12
	Foreign Exchange — FX Extension	12	Negotiate with the VSC
	Jacks/Outlets		
	RJ1++, RJ21X, RJ2++	3	3
	RJ3++, RJ71C	3	3
	Data	Negotiate with the VSC	Negotiate with the VSC

Continued on next page

The Interval Guide, continued

Standard  
 Intervals —  
 Ohio (continued)

Normal Interval in Business Days		
Type of Request	Intraoffice	Interoffice
Tie Lines	11	13
1 - 5 Trunks	10	12
6 or more trunks	Negotiate with the VSC	Negotiate with the VSC
Direct Inward Dialing (DID)	Negotiate with the VSC	N/A
Special Recording (TTTXA, SRT, T86)	10	12
Off-premise Station	10	10
Miscellaneous Requests		
Busy Studies	30	N/A
Change Billing Name	Negotiate with the VSC	Negotiate with the VSC
Change PIC	5	N/A
Group Accounts into One Bill	Negotiate with the VSC	Negotiate with the VSC
Change Name Listed in Directory	1	N/A
Remote Call Forward	5	N/A
WATS 800	12	12
Custom 800 Service	1	N/A

Continued on next page

The Interval Guide, continued

Standard  
 Intervals —  
 Wisconsin

Type of Request		Normal Interval In Business Days
Central Office Lines		
1 - 4	lines terminating on a Key System, ACD or Multifunction System (new, existing or addition)	12
5 - 10	lines	5
11 - 20	lines	10
21	or more lines	Negotiate with the VSC
1 - 10	Type I trunk lines	15
11 - 20	lines	10
21 - 30	lines	15
31	or more lines	Negotiate with the VSC
Special Services		
1 - 5	Type II Trunks and DID, and Trunk Lines, Tie Lines, OPS, FX DID, AIOD (new, existing or additions)	12
6 - 10	lines	15
11 - 15	lines	18
16	or more lines	Negotiate with the VSC

Continued on next page

**The Interval Guide**, continued

**Standard  
Intervals —  
Wisconsin**  
(continued)

---

<b>Type of Request</b>		<b>Normal Interval in Business Days</b>
Custom Centrex		
1 - 20	lines	15
21 - 40	lines	20
41 - 60	lines	30
61 - 100	lines	35

---

## **Section B**

### **Verbal Ordering Procedures**

---

#### **Verbal Service Order Requests**

At its option, the VSC provides support to the vendors by taking verbal service requests.

Transacting business in this manner encourages a rapport between the VSC representative and the vendors, and often reduces or eliminates paperwork.

---

#### **Format for Verbal Order Requests**

Verbal requests for service should provide the same information as if the MKT-031 forms were being submitted.

---

#### **Criteria for Accepting Verbal Service Requests**

Vendors should contact the local VSC for specific procedures.

---

**Reserved for Future Use**

## **Section C**

### **Formal Ordering Procedures (Forms)**

#### **System Service Request Forms**

---

##### **Customer- Premises Telephone System Service Request Forms**

The *Customer-Premises Telephone System Service Request forms (MKT-031 A, B, and C)* provide specific methods for vendors to request system-related services from the telephone companies. These forms identify the registration items that vendors must supply to comply with FCC Rules and Regulations. The *Service Connection Information Forms* incorporate those considerations essential for compliance with the *FCC Rules for Category III Private Line Services*.

---

Continued on next page

**System Service Request Forms, continued**

**Description of  
Forms**

The formal ordering procedure includes filling in the following three forms:

<b>Form Number/ Name</b>	<b>Description</b>
<b>MKT-031A</b> <i>Customer Premises Telephone System Service Request</i>	<b>Allows vendors to request</b> <ul style="list-style-type: none"><li>• the addition, removal, or rearrangement of exchange or private-line services that are provided by an Ameritech Operating Company (AOC) but terminate at a customer-owned PBX or key telephone system.</li><li>• premises wiring quotes to purchase existing AOC-owned surplus premises wiring in conjunction with the above activities.</li></ul>
<b>MKT-031B</b> <i>Service Connection Information for Customer Premises Telephone Systems</i>	Normally required with Form MKT-031A to provide the AOC with necessary service connection information.
<b>MKT-031C</b> <i>Service Connection Information for Customer Premises Telephone Systems</i>	Provides service connection information for the far-end location when tie-trunk or Off-Premises Station (OPS) type private-line services are added, removed, or rearranged at the previously described PBX or key telephone system.

**How to Obtain  
Forms**

Samples of these forms and directions for completing them are included in this section. Copies of the forms and the instructions are available from your VSC.

Continued on next page

## System Service Request Forms, continued

### How to Read the Instructions for Completing Form MKT-031A

---

This form is separated into sections (A - I). Each section relates to a category of information, for example, customer information, credit information, directory information, system information, hotel and motel information, and so forth.

The number that is listed in the column headed "No." corresponds to the field number on the sample form. Some fields consist of more than one entry. In some cases, these multiple entries are distinguished alphabetically (9, 9A, 9B, 9C). In other cases, there are multiple choices under one number (31 New, Additional, Change, Move, and so on), and in still other cases, there are multiple entries (suite, Rm. No., Floor No.).

The "Field Identifier" consists of what is printed in a field on the form.

The "Description" column describes a valid entry for the field.

The last column, "Type", identifies whether entering the information is **R** (required), **O** (optional) or **N/A** (not applicable.)

---

## Instructions for Completing Form MKT-031A

### General Information

---

No.	Field Identifier	Description	Type
1	Time/ Date Stamp	Telephone company use only	N/A
2	Telephone Company Office	Telephone company name and contact name	R
3	Date	Date the form was prepared	R
4	Purchase Order/Related Order Number	Any order numbers that the telephone company has provided to you that are related to this order activity and due to be completed on the same date.	O
5	Page	Number of pages (if more than one)	O

---

Continued on next page

Instructions for Completing Form MKT-031A, continued

Section A:  
 Customer  
 Information

No.	Field Identifier	Description	Type
6	Customer Name	Customer's company name	R
7	Billing Telephone No.	Main billing telephone number	R For all billing types except "New" (see item 16)
8	*New Telephone No.	New telephone number, including area code	O
9	Current Address	Current number and street of customer's existing service	R
9A	City	City associated with current address	
9B	State	State associated with current address	
9C	Zip Code	Zip code associated with current address	
10	New Address	New number and street address, if service is new or being moved.	R
10A	City	City associated with new address	
10B	State	State associated with new address	
10C	Zip Code	Zip code associated with new address	

Continued on next page

Instructions for Completing Form MKT-031A, continued

**Section A:  
 Customer  
 Information**  
 (continued)

No.	Field Identifier	Description	Type
11	Suite Room Number Floor Number	Fill in numbers for the new address, if applicable	R
12	Billing Address	Provide number and street address for billing when different from current or new address.	R
12A	City	City associated with billing address	
12B	State	State associated with billing address	
12C	Zip Code	Zip code associated with billing address	
13	Svc. Address	Additional definitive address data, for example, <i>National Bank Building</i> , if applicable	R
14	Customer Contact	Name of customer contact (end user)	R
15	Contact Tel. No.	Telephone number of customer contact	R

Continued on next page

Instructions for Completing Form MKT-031A, continued

Section B:  
 Vendor  
 Information

No.	Field Identifier	Description	Type
16	Vendor Name	Provide vendor information, including the official VSC contact, the vendor's complete address, code, and telephone number	R
16A	Vendor Code*		
16B	Vendor Contact		
16C	Vendor Tel. No.		
16D	Vendor Address		
16E	City		
16F	State		
16G	Zip Code		
17	Agency Letter	Select one (17A, 17B, or 17C) that identifies the status of the agency letter and check the appropriate entry.	R
17A	Blanket Agency ID		
17B	Individual Letter on file		
17C	In-Transit		

\* The vendor code (16A) is assigned by the VSC.

Continued on next page

Instructions for Completing Form MKT-031A, continued

Section C:  
 Directory  
 Information

No.	Field Identifier	Description	Type
18	White Page Listings	Check <b>Yes</b> or <b>No</b>	R
18A	Appearance of Listing in Directory	<ul style="list-style-type: none"> <li>• Provide exact layout of listing</li> <li>• Include contact name and number if telephone company representative must contact customer for information.</li> </ul>	
19	Number of Directories	<p>Check the box(es) that indicates the types of directories that should include the customer:</p> <ul style="list-style-type: none"> <li>• WP — White Pages</li> <li>• YP — Yellow Pages</li> <li>• Combined — Both White and Yellow Pages (if applicable)</li> </ul>	O
20	Dir. Listing Add'l. Instruction	Provide any additional information necessary to the listing. (If there is not enough room, use "Additional Information" area, Section 60, on the back of the form.)	O
21	Dir. Del. Address <ul style="list-style-type: none"> <li>• City</li> <li>• State</li> <li>• Zip Code</li> </ul>	The delivery address for the directory	O

Continued on next page

Instructions for Completing Form MKT-031A, continued

Section D:  
Credit  
Information

No.	Field Identifier	Description	Type
22	Credit Info Contact Name & Tele No.	Person to contact for credit information when the vendor does not have the information.	R
23	Previous Business Tel. Service	For new service requests, provide area code and telephone number of any business telephone service previously subscribed to by the customer.	O
24	<ul style="list-style-type: none"> <li>• Sole Owner</li> <li>• Partnership</li> <li>• Corporation (List corporate officer in Add'l info section)</li> <li>• State of Inc.</li> <li>• Yr. of Inc.</li> </ul>	<ul style="list-style-type: none"> <li>• Check the appropriate box when credit information is requested.</li> <li>• List the names, titles and telephone numbers of corporate officers. (Use Section 60 on reverse side of form.)</li> <li>• Provide the State and Year in which the business was incorporated.</li> </ul>	R
25	Name(s)	Enter name(s) of sole owner, partners, or corporation.	R
26	Type of Business	Enter the type of business.	R
27	Other Business Service(s)	Provide area code and telephone numbers of other business services the customer has.	O

Continued on next page

Instructions for Completing Form MKT-031A, continued

Section E:  
 Transfer  
 Calls/Telephone  
 Answering  
 Service

No.	Field Identifier	Description	Type
28	Transfer Calls	Check <b>Yes</b> or <b>No</b> to state whether or not you want to transfer calls.	O
29	Transfer Calls — Additional Instructions "From" and "To"	Any additional instructions (This offer can vary by company.)  To arrange for call transfers to and from specific numbers, fill in the appropriate numbers.	O
30A	Tel. Ans. Services	Name of Telephone Answering Services (TAS)	R
30B	TN	TAS telephone number	R
30C	TAS Lines/Trunks	TAS lines/trunks involved with the TAS	R
30D	Call Forwarding to Tel. Ans. Service	Check <b>Yes</b> or <b>No</b> to identify if customer has Call Forwarding service to TAS.	R
30E	TAS Address	Provide address for TAS.	R
30F	City		
30G	State		
30H	Zip Code		

Continued on next page

Instructions for Completing Form MKT-031A, continued

Section F:  
 System  
 Information

No.	Field Identifier	Description	Type
31	Activity	Check <b>one</b> activity that reflects the dominant work to be performed.	R
	New*	Installing new service	
	Additional*	Adding to an existing service	
	Change	Changing, rearranging or partially disconnecting service	
	Move	Moving an existing service to a new customer location	
	Disconnect	Disconnecting service completely	
	Record Change	Changing an existing record	
	Other	Briefly explain the activity (for example, changing directory listing only, request for premises wiring quote, etc.)	

\* Credit Deposit Requirement — To establish or add to existing service, credit information and/or a deposit may be required. The local VSC office will contact the vendor to discuss exact requirements.

Continued on next page

Instructions for Completing Form MKT-031A, continued

Section F:  
 System  
 Information  
 (continued)

No.	Field Identifier	Description	Type
	System Registered Equipment (Affidavit* may be required)		
32A	Registration No.	Registration number(s) for the system(s) being connected	R
32B	REN	Ringer equivalence(s) and ringer type(s) of systems being connected	R
32C	Jack USOC(s)	Universal Service Order Code of the standard jack(s) that the BCC will install	R
32D	Service Code	Service Code(s) for the system's private line ports that are required when connecting private line services are  9.0F = Fully protected Private Line ports  9.0P = Partially protected Private Line ports  8.0X = Ancillary Equipment.	O

\* The vendor fills out the affidavit for installation.

Continued on next page

Instructions for Completing Form MKT-031A, continued

**Section F:  
 System  
 Information**  
 (continued)

No.	Field Identifier	Description	Type
33	Grandfathered Equipment (Affidavit* may be required)		
33A	MFR	Name of Manufacturer(s) of grandfathered system(s)	R
33B	Model	Model number(s), as it appears on FCC grandfather summary	R
33C	Means of Connection	Means for connecting the system (hardwire, FCC Jack RJ2IX, etc.)	R
33D	Equipment Type	System type(s) must be entered if the system is reconnected grandfathered equipment.	R

\* Vendors fill out the affidavit for installation.

Continued on next page

Instructions for Completing Form MKT-031A, continued

Section F:  
 System  
 Information  
 (continued)

No.	Field Identifier	Description	Type
34	Affidavit Status	Select one	R for A, B or C when the 13th character of the registration number is P or N
34A	AIN	Enter Blanket Affidavit Identification Number (issued to the vendor by the BCC).	
34B	Affidavit Attached	<b>Yes</b> indicates that a completed affidavit, as described in FCC Part 68.215, is attached.  Consider the degree(s) of protection for both the system and the private line ports. The least degree of protection determines the affidavit requirement.	
34C	Affidavit in File	<b>Yes</b> indicates that a completed affidavit, as described in FCC Part 68.215, is presently in file.	

Continued on next page

Instructions for Completing Form MKT-031A, continued

Section F:  
System  
Information  
(continued)

---

No.	Field Identifier	Description	Type
35	MFR Auth.	<p><b>Yes</b> indicates that a copy of the manufacturer's written authority is attached.</p> <p>Required when the system or private line ports are non-protected</p> <p>EXCEPTION: The MFR Authorization is waived if an affidavit is filed by a Professional Engineer.</p>	R

---

Continued on next page

Instructions for Completing Form MKT-031A, continued

Section G:  
 Telephone  
 Company  
 Service  
 Requirements

No.	Field Identifier	Description	Type
36	Desired Due Date	<p>The date requested for BCC installation</p> <p>If the installation requires a change of address, indicate both</p> <ul style="list-style-type: none"> <li>• F (from) due date at old location</li> <li>• T (to) due date at new location.</li> </ul> <p>This date is subject to negotiation depending on</p> <ul style="list-style-type: none"> <li>• size of the installation</li> <li>• local BCC operating procedures.</li> </ul> <p>Installation normally occurs during regular business hours (8:00 am - 5:00 pm).</p>	R

Continued on next page

Instructions for Completing Form MKT-031A, continued

Section G:  
 Telephone  
 Company  
 Service  
 Requirements  
 (continued)

No.	Field Identifier	Description	Type
37	Time	Installations set up outside regular hours or at a specific pre-arranged time, are subject to negotiations in advance of installation. Overtime and billing are described under their tariff.	O
37A		<b>Yes</b> authorizes the BCC to expand overtime and bill under their tariff for that overtime required to provide the requested service.	
38	Building Status	Check the appropriate box. This advises the BCC of the facility requirements. <ul style="list-style-type: none"> <li>• New (also enter the estimated completion date (ECD))</li> <li>• Existing</li> </ul>	R

Continued on next page

Instructions for Completing Form MKT-031A, continued

**Section G:  
 Telephone  
 Company  
 Service  
 Requirements**  
 (continued)

No.	Field Identifier	Description	Type
39	Wiring		
39A	Basic Service	Check whether you require basic and/or additional wiring.	R
	Add'l Wiring (Explain in Add'l Info Section)	If you require additional wiring, check the "explain" box and use the "Additional Information" section for a description of the type of service.	
39B	Quote Needed	<b>Yes</b> indicates that the purchase of existing BCC premises wire is a consideration. A BCC representative will make contact to discuss the details.  <b>No</b> requires the provision of information for the removal or disablement of existing BCC-owned premises wire. Note these provisions under "Additional Information" unless purchase of the wire is intended.	R

Continued on next page

Instructions for Completing Form MKT-031A, continued

Section G:  
 Telephone  
 Company  
 Service  
 Requirements  
 (continued)

No.	Field Identifier	Description	Type
39C	Purchase Desired	<b>Yes</b> (without yes in 39B) indicates that a valid wiring quote exists and the premises wire is to be purchased.	R
39D	Point of Contact <ul style="list-style-type: none"> <li>• Cust.</li> <li>• Vendor</li> </ul>	Check the appropriate party to receive all correspondence regarding the purchase of premises wire.	R if Yes was checked for 39 A and B.

Continued on next page

Instructions for Completing Form MKT-031A, continued

Section G:  
 Telephone  
 Company  
 Service  
 Requirements  
 (continued)

No.	Field Identifier	Description	Type
40	Services Requested		R
	Exchange Services	Provide the quantity of lines or trunks for each applicable category.  According to the applicable tariffs, denote <ul style="list-style-type: none"> <li>• <b>M</b> — Measured Service</li> <li>• <b>F</b> — Flat Rate Service</li> </ul>	
	CCF	Custom Call Forwarding	
	TT	Touch Tone Service	
	2WEXC	2-Wire Exchange	
	LNS	Lines	
	TRKS	Trunks	
	4WEXC	4-Wire Exchange Service	
	(REN)	Specify Ringer Equivalence Number for the 4WEXC	
	AIOD*	Automatic Identified Outward Dialing Service	
PIC	Primary Interexchange Carrier		

\* AIOD installation requires trunk-to-station verification test notification.

Continued on next page

Instructions for Completing Form MKT-031A, continued

**Section G:  
 Telephone  
 Company  
 Service  
 Requirements**  
 (continued)

No.	Field Identifier	Description	Type
40	Services Requested		
	Exchange Services	Continued from previous page	R
	CTX	Centrex	
	Hotel TRKS	Hotel Trunks	
	WATS	Wide Area Telephone Service	
	FX	Foreign Exchange	
	DUD	Dial Up Data	
	800	Incoming Wide Area Telephone Service	
	RCF	Remote Call Forwarding	
Other	Other available exchange services offered under tariff		

Continued on next page

Instructions for Completing Form MKT-031A, continued

Section G:  
 Telephone  
 Company  
 Service  
 Requirements  
 (continued)

No.	Field Identifier	Description	Type
41	Private Line Services	Enter the quantity of trunks or lines for each applicable category.	R
	OPS	Off-Premises Station Line(s)	
	TL	Tie Line(s)	
	PL	Private Line(s)	
	Data	Indicate whether service is analog or digital.	
	— Analog — Digital Other	Other available exchange services offered under tariff.	
42	Data		R
	CKT ID	Circuit ID	
	CNL Type	Channel Type	
	Digital	Check One	
	Analog		
	Voice Data		
	DUP F/H	Duplex — Full — Half	
	BPS	Bits per second	
Conditioning	Type of conditioning		

Continued on next page

Instructions for Completing Form MKT-031A, continued

**Section G:  
 Telephone  
 Company  
 Service  
 Requirements**  
 (continued)

No.	Field Identifier	Description	Type
42 (cont'd)	Conn. Type 42A	Check whether 42A or another connector type is being used.	
Other	Describe the "other" connector type in space marked "Additional Information"  NCI	Network Channel Interface code that indicates the electrical and physical interface between field and customer.  This code describes the conditions for the near-end and far-end of the circuits.  Check with your telephone company to determine the components of this code. Offering may vary by company.	

Continued on next page

Instructions for Completing Form MKT-031A, continued

**Section H: DID  
 Trunk and  
 Number  
 Information**

No.	Field Identifier	Description	Type
43	DID* Trunk Information		R
43A	Present No. of DID Trunks	Provide the number of DID trunks currently in use.	
43B	Lead DID Trunk No.	Provide the number of the lead DID trunk.	
43C	Wink Start/ Immediate Start	Check Wink Start or Immediate Start to select feature.	
43D	No. of Digits to be Outpulsed	Provide the total number of digits to be outpulsed.	
44	DID Number Information		R
44A	DID Number Required	Provide the required DID number.	
44B	Route Ind. Ex.	Indicate how the route will be indexed.	
44C	List DID Nos. Cust. Cannot Use	Indicate the DID numbers that the customer cannot use in series.	
44D	List Cust. Preference in Series	Indicate the number arrangement series that the customer wants.	

\* DID refers to Direct Inward Dialing.

Continued on next page

Instructions for Completing Form MKT-031A, continued

Section I:  
 Hotel/Motel

No.	Field Identifier	Description	Type
45	9th Level	<p>Enter the number of 9th level trunks the customer is ordering.</p> <p>This system connects the hotel/motel guest to the hotel/motel PBX attendant when "9" is dialed. The PBX attendant connects to the "0" operator and puts the call through. The operator provides the hotel/motel with time and charges.</p>	R
46	How Screened	<p>Indicate if the hotel/motel PBX attendant</p> <ul style="list-style-type: none"> <li>• will place intraLATA toll calls</li> <li>• will deny placing toll calls (not screened).</li> </ul>	R
47	8th Level Trunks	<p>Enter the number of 8th level trunks the customer is ordering.</p> <p>This system allows the hotel/motel guest direct access to the toll network by dialing "8" plus "1," or "0" plus area code and number. This eliminates the need for assistance from the PBX attendant.</p>	R

Continued on next page

**Instructions for Completing Form MKT-031A**, continued

**Section I:  
 Hotel/Motel**  
 (continued)

No.	Field Identifier	Description	Type
48	Call Rating: Does Customer Have Call Rating System <ul style="list-style-type: none"> <li>• Yes</li> <li>• No</li> </ul> IntraLATA Call Rating Preference	Check <b>Yes</b> or <b>No</b> .  If the hotel/motel has 8th level trunking and does not have a call rating system, provide the VSC with details on how the hotel/motel's intraLATA long distance calls should be rated.	R
49	Voice Synthesis (Touch Tone Set or Pad Required)	Check this field to indicate that the hotel/motel would like rates for their guests intraLATA long distance calls quoted by this method.	R
50	No Quote Period	Indicate the time (HH:MM) and circle "am" or "pm" to specify a no- quote period. Otherwise, quotes are provided 24 hours a day in 10 minute intervals. (This may vary by company.)	O
51	Time Zone	Customer's time zone for a no-quote period, for example, EST, CST, MST, or PST.	O

Continued on next page

Instructions for Completing Form MKT-031A, continued

Section I:  
 Hotel/Motel  
 (continued)

No.	Field Identifier	Description	Type
52	Quote to Tel	Provide the telephone number to be used in the quote (main telephone number).	R
53	Back Up Only Yes or NO	A designated telephone number to be used in the quote.	O
54	Dial Autoquote System	Check the field, if there is a dial autoquote system.	O
55	Terminal Baud Rate • 110 • 300 • 1200	Indicate the terminal baud rate by placing a check next to the appropriate number.	R
56	Designated Autoquote Tel. No.	Provide the telephone number to be used for the Autoquote. (Obtained from the BCC)	R
57	Default Tcl. No.	Provide a telephone number that is designated as a default number to be used for Voice System quotes if the printer is not usable.	O
58	No Quote Period	Indicate the time (HH:MM) and circle "am" or "pm" to specify a no-quote period. Otherwise, quotes are provided 24 hours a day in 10 minute intervals. (This may vary by company.)	R

Continued on next page

Instructions for Completing Form MKT-031A, continued

**Section I:  
Hotel/Motel**  
(continued)

---

No.	Field Identifier	Description	Type
59	Time Zone	Customer's time zone for no-quote period, for example, EST, CST, MST, or PST.	R
60	Additional Information	This space is used to provide additional information, if necessary, for any of the previous entries.	O
61	Prepared by (Vendor)	Name of the vendor who prepared this form	R
62	Preparer's Tel. No.	Telephone number of the vendor who prepared this form.	R

---

## Instructions for Completing Form MKT-031B

### How to Read the Instructions for Completing Form MKT-031B

The instructions for completing this form are ordered by column headings, as they appear on the form.

The number displayed in the column titled "No." corresponds with the number printed in the "Column Heading." The "Description" column identifies correct entries for the field.

The vertical numbers are sequential item numbers that order your telephone numbers and circuit IDs.

The reverse side of the form is designed for additional information. Enter the appropriate item number within the parenthesis, followed by the information.

### How to Complete MKT-031B

No.	Column Heading	Description
--	Page__of__	Located in the upper righthand corner of the form, this field identifies the number and order (if more than one) of pages used in the form.
1	TEL No/ CKT ID	<ul style="list-style-type: none"> <li>• (If known) List the telephone number of exchange service or the circuit ID of private line service in the desired sequence.</li> <li>• (If not known) Designate the lines/trunks as A, B, C, and so forth.</li> </ul>
2	HNTG INST	Indicate the telephone number or appropriate letter designation to which the column 1 telephone number should hunt.

Continued on next page

Instructions for Completing Form MKT-031B, continued

How to  
 Complete  
 MKT-031B  
 (continued)

No.	Column Heading	Description
3	TYP SVC	<p>Use the service codes to indicate the type of service. (See instructions for MKT-031A, Section G, Nos. 40 and 41, for an explanation of terms.)</p> <ul style="list-style-type: none"> <li>• Exchange services               <ul style="list-style-type: none"> <li>— LNX</li> <li>— TRKS</li> <li>— CTX</li> <li>— Hotel TRKS</li> <li>— WATS</li> <li>— FX</li> <li>— DUD</li> <li>— 800</li> <li>— Other</li> </ul> </li> <li>• Private-line services               <ul style="list-style-type: none"> <li>— OPS</li> <li>— TL</li> <li>— PL</li> <li>— Data (Analog or Digital)</li> <li>— Other</li> </ul> </li> </ul>
4	CLS SVC	<p>Enter the class of service for the circuit order, for example, measured, flat, trunk, and so forth.</p>

Continued on next page

Instructions for Completing Form MKT-031B, continued

How to  
Complete  
MKT-031B  
(continued)

No.	Column Heading	Description
5	TYP TRK	Specify the required service: <ul style="list-style-type: none"><li>• inward only</li><li>• outward only</li><li>• both ways.</li></ul>
6	Central Office Features	Indicate any tariff offered central office features associated with the type of service that is requested, for example, custom calling.
7	PIC	Provide the primary three-character alphanumeric interexchange carrier code where signaling central office has converted to equal access
8	JK/HW USOC	Provide the USOC for the requested standard jack. If the jack exists already, place an asterisk in front of the USOC, for example, *RJ2DX.  If grandfathered, provide instructions for hardwiring.  Any additional information on the proper jack should be obtained from the system manufacturer.

Continued on next page

Instructions for Completing Form MKT-031B, continued

How to  
Complete  
MKT-031B  
(continued)

---

No.	Column Heading	Description
9	JK POS	Indicate the line-position location on the standard jack/hardwire connecting block.
10	R/T	Indicate whether line/trunk requires <b>R</b> otary (dial pulse) or <b>T</b> ouchTone (dial tone multifrequency).
11	L/G	Indicate whether the trunk requires <b>L</b> oop start service or <b>G</b> round start service. (Also, indicate if battery reversal is required.)

---

Continued on next page

Instructions for Completing Form MKT-031B, continued

How to  
 Complete  
 MKT-031B  
 (continued)

No.	Column Heading	Description
12	FIC/SIG ARR	<ul style="list-style-type: none"> <li>• Provide the Registration FIC or the grandfather TDC for the private-line service to be connected in that jack/hardwired line position.   <i>Technical Descriptions for Private-Line Service</i> provides a summary of the Registration FICs/Grandfather TDCs, and a translator for the Registration FICs*. You may also obtain additional information on the proper FIC/TDC from the system manufacturer.</li> <li>• If you are using a signaling arrangement with a PBX (or similar) off-premises channel, specify one of the following items:             <ul style="list-style-type: none"> <li>— TYPE A — for use with Class A PBX (or similar) station ports capable of operating over loops with a resistance range of 0-199 ohms.</li> </ul> </li> </ul>

*Note:* This Handbook defines the FICs in the chapter titled *Installation and Maintenance*.

Continued on next page

Instructions for Completing Form MKT-031B, continued

How to  
 Complete  
 MKT-031B  
 (continued)

No.	Column Heading	Description
12	FIC/SIG ARR (continued)	<p>— TYPE B — for use with Class B PBX (or similar) station ports capable of operating over loops with a resistance range of 200-899 ohms.</p> <p>— TYPE C — for use with Class C PBX (or similar) station ports capable of operating over loops with a resistance range of 900 ohms or more.</p> <p>Also, specify the ringing frequency, either 20Hz or 30Hz, that the BCC network can expect at the interface (the terminal equipment manufacturer should provide any information necessary to determine the proper frequency).</p>
13	Incoming Call Control	<p>Indicate whether premises equipment should be optioned for</p> <ul style="list-style-type: none"> <li>• wink</li> <li>• delay dial</li> <li>• immediate incoming call control.</li> </ul>

## Instructions for Completing Form MKT-031C

### How to Read the Instructions for Completing Form MKT-031C

The instructions for completing this form are ordered by column headings, as they appear on the form. The column headings are displayed in the lefthand column.

The number displayed in the column titled "No." corresponds with the number printed in the "Column Heading." The "Description" column identifies correct entries for the field.

The vertical numbers are sequential item numbers that order your telephone numbers and circuit IDs.

The reverse of the form is designed for additional information you might want to include. Enter the appropriate item number within the parenthesis, followed by the information.

### How to Complete MKT-031C

No.	Column Heading	Description
--	Page__of__	Located in the upper righthand corner of the form, this field identifies the number and order (if more than one) of pages used in the form.
1	TEL No/ CKT ID	(If known) List the telephone number of exchange service or the circuit ID of private-line service in the desired sequence.  (If not known) Designate the lines/trunks as A, B, C, and so forth.
2	TYP SVC	Indicate whether the type of service is Tie Trunk or OPS.

Continued on next page

Instructions for Completing Form MKT-031C, continued

How to  
Complete  
MKT-031C  
(continued)

No.	Column Heading	Description
3	JK/HW USOC	<p>Provide the USOC for the requested standard jack (for example, RJ14C, RJ21X).</p> <p>If grandfathered, provide instructions for hardwiring.</p> <p>Any additional information on the proper jack should be obtained from the system manufacturer.</p>
4	JK POS	<p>Indicate the line-position location on the standard jack/hardwired connecting block.</p>
5	FIC	<p>Provide the Registration FIC or the grandfathered TDC for the private-line service to be connected in that jack/hardwire line position.</p> <p>Any additional information on the proper FIC/TDC should be obtained from the system manufacturer.</p>

Continued on next page

Instructions for Completing Form MKT-031C, continued

How to  
Complete  
MKT-031C  
(continued)

No.	Column Heading	Description
6	Incoming Call Control	Select the premises-equipment option for call control: <ul style="list-style-type: none"><li>• wink</li><li>• delay dial</li><li>• immediate.</li></ul>
7	Registration Number-Ren/Grandfather Info	Provide the registration number/grandfather information of the terminal equipment to which the Private Line Service will be connected.  If there is a registration number, ringer equivalence and ringer type must be indicated.
8	Location Information and Terminating Telephone Number	The customer's complete name, address, and billing telephone number for the terminal equipment location (identified in item number 7).

**Reserved for Future Use**

**Copiers of Customer Premises Telephone System Service Request  
Forms A, B, and C**

Exhibit: MKT-031A

<b>AMERITECH</b>		<b>CUSTOMER PREMISES TELEPHONE SYSTEM SERVICE REQUEST</b>		MKT-031A (2-92)	
Date of Birth		Home Office		Date	
F.O.B.O.		F.O.B.O.		Page	
<b>Section A - Customer Information</b>					
Customer Name		Billing Tel. No.		New Tel. No.	
Old Address		City	State	Zip Code	
New Address		City	State	Zip Code	
Home Bldg. No. (Include Apt.)	Billing Address	City	State	Zip Code	
Old Address		City	State	Zip Code	
Contract Contact		Contract Tel. No.			
<b>Section B - Vendor/Agent Information</b>					
Vendor/Agent Name		Vendor/Agent Code			
Vendor/Agent Contact		Vendor/Agent Tel. No.			
Vendor/Agent Address		City	State	Zip Code	
Agency Letter (Complete Only One)	Blanket Agency ID	Individual Letter On File	In Transit		
<b>Section C - Directory Information</b>					
White Pages Listing	Appearance of Listing in Directory	Number of Directories			
Yes No	Yes No	WP	YP	Combined	
Dir. Listing Add'l Instruction	Dir. Del. Address	City	State	Zip Code	
<b>Section D - Credit Information</b>					
Credit Info. Contact (Name and Tel. No.)		Previous Business Tel. Service			
Sole Owner		Partnership			
Partnership		Corporation (List corporate officer in Add'l Info Section)			
State of Inc.		Other Business Services			
Yr. of Inc.					
<b>Section E - Transfer Calls/Telephone Answering Service</b>					
Transfer Calls	Transfer Calls Additional Instructions	From		To	
Yes No					
Tel. Ans. Services	TN	TAS Lines/Trunks	Call Forwarding to Tel. Ans. Service		
30A	30B	30C	30D <input type="checkbox"/> Yes <input type="checkbox"/> No		
TAS Address		City	State	Zip Code	
30E		30F	30G	30H	
<b>Section F - System Information</b>					
Activity #1: <input type="checkbox"/> New <input type="checkbox"/> Additional <input type="checkbox"/> Change <input type="checkbox"/> Move <input type="checkbox"/> Disconnect <input type="checkbox"/> Record Change <input type="checkbox"/> Other	System Registered Equipment (Affidavit May Be Required)		Grandfathered Equipment (Affidavit May Be Required)		
	Registration No.		MFR		
	REN		Model		
	Jack USOC(s)		Means of Connection		
Credit Info. Required		Service Code		Equipment Type	
		32D		33D	
		MFR Auth		35	

Continued on next page



**Copiers of Customer Premises Telephone System Service Request  
Forms A, B, and C (continued)**

Exhibit: MKT-  
031B



**SERVICE CONNECTION INFORMATION FOR  
CUSTOMER PREMISES TELEPHONE SYSTEMS**

MKT-031B  
(2-92)

Near-End

Page \_\_\_\_\_ of \_\_\_\_\_

1. TEL NO/ CKT ID	2. HNTG INST	3. TYP SVC	4. CLS SVC	5. TYP TRK	6. CENTRAL OFFICE FEATURES	7. PIC	8. JK/HW USOC	9. JK POS	10. R/T	11. L/G	12. FIC/ (SIG ARR)	13. INCOMING CALL CONTROL
1.												
2.												
3.												
4.												
5.												
6.												
7.												
8.												
9.												
10.												
11.												
12.												
13.												
14.												
15.												
16.												
17.												
18.												
19.												
20.												
21.												
22.												
23.												
24.												
25.												

Use Reverse Side of This Form For Providing Additional Information.

Continued on next page



**Copiers of Customer Premises Telephone System Service Request  
Forms A, B, and C (continued)**

Exhibit: MKT-  
031C



**SERVICE CONNECTION INFORMATION FOR  
CUSTOMER PREMISES TELEPHONE SYSTEMS**

MKT-031C  
(2-92)

Far-End

Page \_\_\_\_ of \_\_\_\_

1. TEL NO/ CKT ID	2. TYP SVC	3. JK/HW USOC	4. JK POS	5. FIC	6. INCOMING CALL CONTROL	7. REGISTRATION NUMBER-REN/ GRANDFATHER INFO	8. LOCATION INFORMATION & TERMINATING TN
1.							
2.							
3.							
4.							
5.							
6.							
7.							
8.							
9.							
10.							
11.							
12.							
13.							
14.							
15.							
16.							
17.							
18.							
19.							
20.							
21.							
22.							
23.							
24.							
25.							

Use Reverse Side of This Form For Providing Additional Information.

Continued on next page



---

**In This Chapter**  
(continued)

- E. Technical Descriptor Codes
    - Grandfathered Connections
    - Registered Connections
    - Facility Interface Codes
    - Exhibits of Facility Interface Codes
    - Service Code
    - Documentation Requirements for a Connecting Category III Private Lines
    - Registered Protective Circuitry
  - F. Standard Jacks Associated with Systems
    - Standard Network Interface Jacks: Overview
    - Exhibits of Standard Network Interface Jacks
    - Intermixing Concepts
  - G. Test Line Access Capabilities
    - General
    - Authorized Test Lines
    - Bellcore Documentation
    - Test Line Information
  - H. Trouble Reporting/Resolution and Joint Testing
  - I. Sale/Maintenance of Inside Wire.
-

## **Section A Overview**

---

### **Introduction**

The Federal Communications Commission (FCC) Registration Program allows certain customer-premises terminal equipment and communication systems to be connected directly to the telephone network. Vendors, as well as the telephone companies, must comply fully with the FCC Registration Program.

---

**Reserved for Future Use**

## **Section B**

### **Registration Program**

---

#### **General**

This section provides information regarding the FCC's Registration Program to help vendors coordinate using the MKT-031A, MKT-031B, and MKT-031C forms with the Vendor Service Center (VSC).

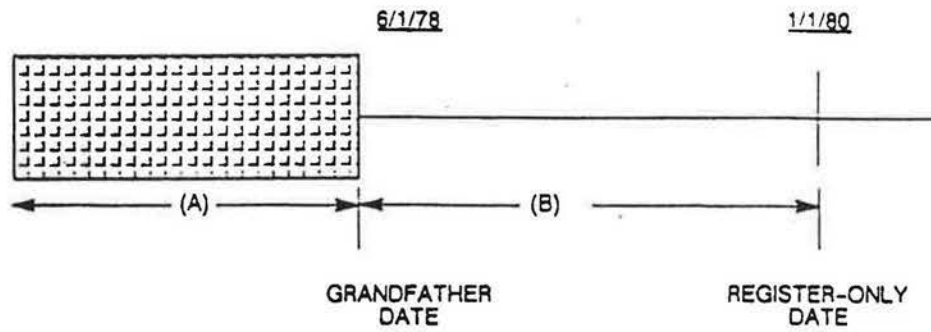
This information does not supplant FCC Part 68 Rules or Industry Technical References regarding the FCC Registration Program.

---

## Understanding the Registration Program

### Exhibit: Anniversaries (Systems)

The following exhibit examines important registration program anniversaries concerning systems such as, Key Telephone systems (KTS), Private Branch Exchange (PBX), Automatic Call Distribution (ACD), and Multi-Function.



To be classified as grandfathered equipment, the following must apply:

- equipment was physically installed as of 6/1/78
- equipment of the type in (A) that was physically installed in (B).

A completely updated grandfathered list should be an accurate reflection of the above conditions and in legal accordance with telephone company tariffs.

## MTS and WATS

---

### Background

The FCC Registration Program for direct connection of Customer Premise Equipment (CPE), PBX, and Key systems to Message Telephone Service (MTS) and Wide Area Telephone Service (WATS) went into effect on June 1, 1978.

---

### Grandfathered Connections

Only grandfathered system equipment connected to the network prior to January 1, 1980 can be reconnected after January 1, 1980.

Vendors who want to connect CPE with less than fully-protected grandfathered status\* to the network are responsible for the following items:

- informing the telephone company, prior to connection, of the
  - intent to use such equipment
  - line(s) to which such connection will be made
- providing the telephone company with appropriate information (such as name of manufacturer, model number, and proper means of connection, if known)
- removing the grandfathered equipment from use if the customer detects that it is defective, or if the telephone company notifies the customer that the equipment is causing a hazard or harm to the network
- informing the telephone company of final disconnection and the particular line(s) affected
- complying with the rules relating to affidavits and manufacturer's authority requirements.

*Note\**: Less than fully protected equipment is identified by registration numbers whose 13th character is **P** (partially protected), **N** (unprotected), or **G** (refurbished unprotected grandfathered equipment).

---

Continued on next page

## MTS and WATS, continued

---

### Registered Connections

As of January 1, 1980, the connection of system equipment must be registered by the FCC unless the system is a reconnected-grandfathered system that was previously connected prior to January 1, 1980.

Vendors who want to connect CPE with less than fully protected registered status\* to the network are responsible for the following items:

- informing the telephone company, prior to connection, of the
  - intent to use such equipment
  - line(s) to which the connection will be made
- providing the telephone company with the FCC registration number and ringer equivalence of the device
- ordering a jack by Universal Service Order Code (USOC), if necessary
- connecting the registered equipment to the telephone company-provided jack
- following the installation, operational, routine maintenance, and routine repair procedures specified by the manufacturer
- disconnecting the equipment from the network if the customer detects that it is defective, or if the telephone company notifies the customer that the equipment is causing a hazard or harm to the network
- informing the telephone company of final disconnection and the line(s) affected
- complying with the rules relating to affidavits and manufacturer's authority requirements.

*Note\**: Less than fully protected equipment is identified by registration numbers whose 13th character is **P** (partially protected), **N** (unprotected), or **G** (refurbished unprotected grandfathered equipment).

---

## Grandfather Provision

---

### Background

On March 19, 1980, the FCC released its first *Report and Order*, which amended Part 68 of the Rules and Regulations, to permit registration of terminal equipment and systems for direct connection to certain Category III private-line services. The order includes a grandfather provision that permits connecting eligible terminal equipment and systems for their equipment life.

---

### Effective Date

April 30, 1980 is the established grandfather eligibility date.

---

### Equipment Eligibility Requirements

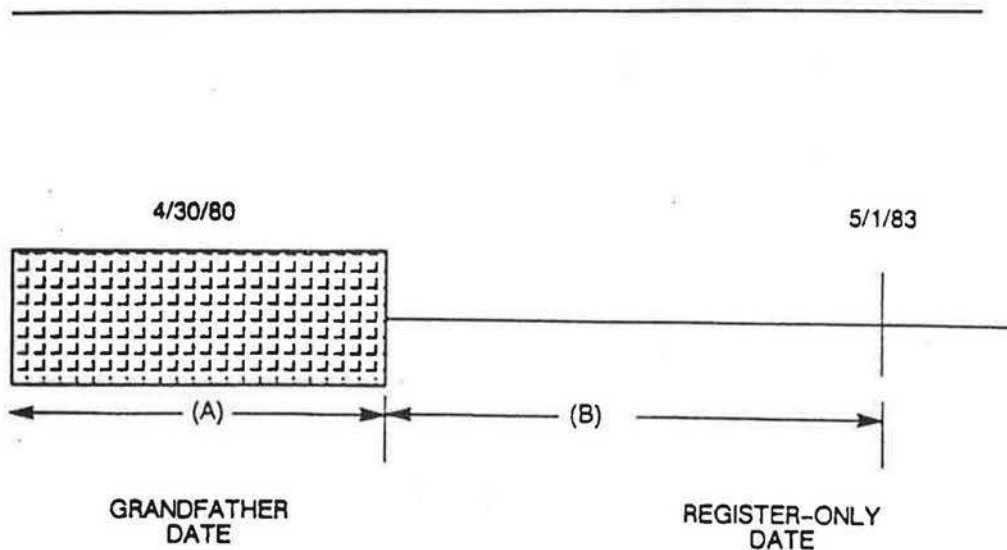
Terminal equipment and/or systems that were connected on or before April 30, 1980 are grandfathered, as are new installations that are made up of equipment installed prior to the register-only date, after which all new terminal equipment and systems must be registered.

---

Continued on next page

**Grandfather Provision, continued**

**Exhibit:  
Category III  
Private-Line  
Terminal  
Equipment  
Anniversaries**



- Equipment that was physically installed.
- Equipment of the type in (A) that was physically installed in (B).

A completely updated grandfathered list should be an accurate reflection of the above conditions and must be in legal accordance with telephone company tariffs.

**Private-Line  
Services  
Addressed in  
the Order**

The private-line services addressed in the order are as follows:

- Off-premises PBX station channels (PBX end)
- Tie line and private-switched network-services access-line (Common Control Switching Arrangement [CCSA], Enhanced Private-Switched Communication Service [EPSCS], and so forth) channels
- Automatic Identified Outward Dialing (AIOD) data links (channels)
- Message register channels.

Continued on next page

**Grandfather Provision**, continued

**Categorizing Private-Line Services**

Part 68 Rules do not use the terms "Category I, II, or III" to distinguish private-line services. However, tariffs continue to use this terminology to identify the various private-line services.

**Services Included in the Categories**

This table contains registration information for connecting Ameritech private-line services to CPE systems.

Category	Description of Services
Category I	<p>Includes the following:</p> <ul style="list-style-type: none"> <li>• Switched/special-access services that present terminal equipment interfaces similar to those prescribed for MTS and WATS</li> <li>• Switched/special-access services such as               <ul style="list-style-type: none"> <li>— Feature Group A</li> <li>— Trunk-to-station special-access voice grade 33 (formerly Type 19 tie lines) (trunk end)</li> <li>— Private-switched network services (such as, CCSA, EPSCS, and so forth) directly terminated station lines</li> </ul> </li> <li>• All of the rules previously described for MTS and WATS services regarding registration are applicable.</li> </ul>

Continued on next page

**Grandfather Provision, continued**

**Services Included in the Categories (continued)**

Category	Description of Services
Category II	<p>Includes the following:</p> <ul style="list-style-type: none"> <li>• Special-access services that are not covered by Part 68</li> <li>• Private-line services where protection is incidentally supplied in the normal provision of service</li> <li>• Services where CPE is connected directly, that is, without a PCA.               <ul style="list-style-type: none"> <li>— non-switched voiceband data</li> <li>— program audio</li> <li>— video</li> <li>— telephotograph</li> <li>— 150 baud telegraph</li> <li>— wideband data</li> <li>— Dataphone® digital service.</li> </ul> </li> </ul>
Category III	<p>Due to the complex nature of the private-line services associated with Category III, this handbook addresses Category III in detail later in this chapter.</p>

\* Dataphone is a registered trademark of AT&T.

## Grandfathered Connections

---

### General

As mentioned earlier, a grandfather provision addresses eligible terminal equipment and systems that have been directly connected, as of April 30, 1980, in accordance with telephone company tariffs, to a Category III private-line service.

---

### Additions to the Composite Summary of Grandfathered Equipment

The FCC has added five sections of terminal equipment and systems to the Composite Summary of Grandfathered Equipment.

- PBX or PBX-like systems with private-line services
  - Automatic Call Distribution (ACD) systems with private-line services
  - Message-registration terminal equipment
  - Registered Protective Circuits (RPCs) used with message registration and Automatic Identified Outward Dialing (AIOD) services
  - Miscellaneous terminal equipment used with private-line services.
-

**Reserved for future use**

## **Section C**

### **Supervisory Personnel**

---

#### **General**

A trained supervisor must be in control of all operations associated with the installation, connection, reconfiguration, and removal (other than final removal of the entire premises communication system) of any premises wiring that is not fully protected.

The supervisor and installer may be the same person.

---

## Requirements for Supervisory Personnel

---

### Requirements

The supervisor of installation personnel must have the following experience and training:

- completed at least six months of on-the-job experience installing telephone terminal equipment or wiring used with such equipment.
- trained by the registrant (of equipment to which the wiring is to be connected) in the proper installation-personnel performance for operations that could affect that equipment's continued compliance with the FCC rules
- received written authority from the registrant that ensures installation personnel will perform in compliance with FCC rules.

The first two items are requirements for partially protected systems; all three items are requirements for non-protected systems.

---

### Alternative to Supervisory Background

Without the above qualifications, the supervisor must be a licensed professional engineer.

---

## Documents Required to Verify Supervisor's Qualifications

---

### General

Vendors need an affidavit or Affidavit Identification Number (AIN) to cover premises-wiring work for other than fully protected systems when the following occur:

- installing a less than fully protected customer-premises telephone system
  - adding new CPE behind the current CPE system, where premises wiring is added, moved, or changed.
  - changing or disconnecting (inside moves) portions of CPE, or whenever premises wiring is changed, moved, or rearranged.
- 

### Affidavits

The rules and requirements governing affidavits are covered in FCC Registration Rules, Section 68.215.

The installation supervisor prepares an affidavit (see sample affidavit), with one copy, prior to each operation associated with the installation, connection, reconfiguration, and/or removal of other than fully protected premises wiring. There is an exception when an entire premises-communications system using such wiring is removed.

---

Continued on next page

## Documents Required to Verify Supervisor's Qualifications, continued

---

### Contents of the Affidavit

This affidavit must contain the following information:

- responsible supervisor's full name, business address, and business telephone number
- name of the registrant(s) of any equipment to be used electrically between the wiring and the telephone network interface that does not contain inherent protection against hazardous voltages and longitudinal imbalance
- confirmation of the supervisor's training and written authority from each registrant
- date(s) for placement and connection of wiring
- business affiliation of the installation personnel
- specific national and local codes that will be followed
- the manufacturer's name and a brief description of the wire (model number or type), and its conformance with recognized standards for wire, if any (for example, Underwriter's Laboratories listing, Rural Electrification Administration listing, "KS-" specification, and so forth)
- date of acceptance testing for imbalance
- supervisor's signature.

### Processing the Affidavit

The vendor should process the completed affidavit in the following manner:

- Submit the original affidavit to the VSC at least ten calendar days prior to placement and connection of the wiring. (This time period can be negotiated with the VSC and the supervisor.)
- Attach a copy of the written authority granted to the supervisor by the registrant (for non-protected systems).
- Retain a copy of the affidavit on the premises, available for inspection, as long as the wiring is used for telephone service.

---

Continued on next page

**Documents Required to Verify Supervisor's Qualifications**, continued

---

**Blanket  
Affidavit for  
Installation  
Supervisor**

Instead of an individual affidavit for each installation, the vendor's installation supervisor can file a one-time comprehensive blanket affidavit (see Exhibit: Sample Blanket Affidavit) attesting to his or her qualifications to supervise the installation of other than fully protected PBX and key telephone systems.

---

**Affidavit  
Identification  
Number**

After processing this affidavit, telephone company affidavit coordinators assign the installation supervisor an AIN that is valid for one year. This covers CPE installations described in the blanket affidavit. The installation supervisor then posts a label with this number or a copy of the affidavit filed with the telephone company within sight of the network interface.

*Note:* The equipment specified in the blanket affidavit must agree with that described in the manufacturer's written authority (for non-protected systems). Some manufacturers' authorizations are valid for less than a year. This will be the basis for the expiration date.

---

**Filing Affidavits**

Vendors must file affidavits/blanket affidavits in each state in which they do business. Filings should be made to the appropriate VSC.

---

Continued on next page

Documents Required to Verify Supervisor's Qualifications, continued

Exhibit: Sample  
Affidavit

I, (Installation Supervisor's Name, Professional Engineer, License #), representing (Company Name), a telephone equipment supplier firm, located at (Address), (Telephone Number), in accordance with Part 68 of the FCC's Rules, do hereby attest that the registrant(s) or manufacturer(s) of telephone equipment to be used electrically between the wiring and the telephone network interface(s) is/are as follows:

Further, I attest that all equipment including components to be installed, connected, reconfigured, or removed is either FCC registered or grandfathered. The maximum ringer equivalence to be presented to any or all telephone network access lines terminating in such equipment shall at no time exceed (Number). The system represented by this Attestation provides to the network: (check one)

Protection Against Hazardous Voltage Only       No Protection Against Hazardous Voltage And Longitudinal Imbalance

I attest that I comply with either Section 68.215(c) (1) (3) or 68.215(c) (4). I will commence: (check one)

Installation       Connection       Reconfiguration       Removal of wiring

on (Date). This work operation will be performed by duly authorized personnel from the firm: (Firm Name) under my supervision, adhering to the following National and Local Codes: (List Codes Here).

The wiring to be used in said placement was manufactured by (Name) and is identified as (Model or Type) wiring and conforms with: (1) U.L. Standards, (2) R.E.A. Standards, (3) Other (Specify). I understand that the completion of telephone company work is predicated upon its receiving this Affidavit.

Acceptance testing for imbalance will take place on (Date) at the following location:

(Customer's Name)  
(Customer's Address)  
(Telephone Number)

\_\_\_\_\_  
Installation Supervisor (Signature)  
or  
Professional Engineer

Note: Installation supervisors should fill in the items in parentheses with their own specific information.

Continued on next page

**Documents Required to Verify Supervisor's Qualifications, continued**

**Exhibit: Sample  
Blanket  
Affidavit**

For work to be performed in the certified territory of (Telephone Company Name)  
State of (State Name)  
County of (County Name)  
(Installation Supervisor's Name) (Business Address)  
(Telephone Number) being duly sworn, states:

1. I am the ( ) Professional Engineer, License # \_\_\_\_\_, ( ) Supervisor of installations, changes, and rearrangements (hereinafter called work) of partially protected or non-protected PBX and key telephone systems performed by employees of: (Company Name)

2. The said work will conform to the NEC Article 800 and/or with the following local codes:  
(List Codes)

3. All partially protected or non-protected PBX or key telephone equipment or partially protective circuitry used in said work is either FCC registered or grandfathered and is described as follows: (Additional equipment may be listed in a separate attachment)

Type of Equipment	Manufacturer/Registrant	Model No./Registration No.
_____	_____	_____
_____	_____	_____

4. The wiring used in said work is described as follows:

Model No. and Type	Manufacturer	Standard Complied With if Any (UL, REA, etc.)
_____	_____	_____
_____	_____	_____

5. In compliance with Section 68.215(c) of the FCC Rules, I have received the required training for types of equipment listed in Section 3. I have written authority to perform the said work for the following companies with respect to non-protected equipment listed in Section 3:  
(This statement is not applicable for a Professional Engineer).  
(List each company and attach a copy of written authority. Not applicable for a Professional Engineer.)

\_\_\_\_\_  
Installation Supervisor (Signature)  
or  
Professional Engineer

*Note:* Installation supervisors should fill in the items in parentheses with their own specific information.

Continued on next page

**Documents Required to Verify Supervisor's Qualifications**, continued

**Drawing**

---

**Section 68.215 (e) F.C.C. Rules**

**Supervisor's Name:** \_\_\_\_\_

**Supervisor's Telephone No.:** \_\_\_\_\_

**Affidavit Identification No.:** \_\_\_\_\_

**Date:** \_\_\_\_\_

**Supervisor's Signature:** \_\_\_\_\_

## Section D

### Private-Line Services

---

#### General

This documentation treats the private-line services for telephone company, customer-premises terminal equipment, or systems connections in an identical manner.

*Note:* This document does not discuss other series channels, 1000 and 3000, since Part 68 of the FCC Rules and Regulations does not affect them.

---

## Channel Offerings

### Tie-Trunk Service

---

<b>IF an Ameritech customer who wants a Tie Trunk between PBX and Centrex systems is located in . . .</b>	<b>THEN the AOC uses the following channel types:</b>
Illinois	Tie Trunk 2001B for both PBX and Centrex
Indiana	2021 for both PBX and Centrex
Michigan	Direct Analog, Voice Grade 33 (VG 33)
Ohio	<ul style="list-style-type: none"><li>• 2020/2021 between PBX or similar</li><li>• 2026 between Centrex</li><li>• 2024/2025 between PBX or similar and Centrex</li></ul>
Wisconsin	2010 for both PBX and Centrex.

### Transmission Interface

---

The tie-trunk service provides 2-wire lossless, 4-wire lossless, or 4-wire conventional terminating-set transmission interfaces with 4-wire facilities. The signaling arrangement is E&M.

---

## Off-Premises Stations (OPS)

### Channel Types

IF an Ameritech customer who wants an off-premises PBX station is located in . . .	THEN the AOC uses the following channel types:
Illinois	2001C
Indiana	2014
Michigan	Direct Analog, Voice Grade 32 (VG 32), with either Type A, B, or C Signaling
Ohio	<ul style="list-style-type: none"> <li>• 2013 — no signal arrangement</li> <li>• 2014 — with signaling</li> </ul>
Wisconsin	2006

### Transmission Interface

The station provides a 2-wire transmission interface and effective 2-wire facilities. The basic design supports PBX or similar stations capable of operating over loops with resistance up to 1300 ohms.

### Transmission Path

The station provides a transmission path with 4.0 to 4.5 dB loss. Signaling arrangements operate on loop start and loop signaling.

Continued on next page

**Off-Premises Stations (OPS),** continued

**Supervisory Ranges**

Three supervisory ranges are available to match the designs or requirements of the PBX ports.

---

<b>Range</b>	<b>Supervises Loop of . . .</b>
Type A	0 — 199 ohms
Type B	200 — 899 ohms
Type C	900 or more ohms.

---

## Signaling Interface: Tie Trunks

---

### **E&M Type I**

Private-Line Type I Interface Under Registration is the most fundamental E&M type interface. At the interface, an E&M lead exchange satisfies the transmit and receive signal requirement.

---

### **Common Signal Ground**

A common signal ground is required (not necessarily at the interfaces) to maintain signal reference continuity.

---

### **How the E&M Type I Interface (Side A) Works**

The terminal equipment originates a request by transmitting a signal battery to the M lead. The channel equipment recognizes this signal as a request to begin action.

After the channel and associated equipment are conditioned, the channel equipment acknowledges answer supervision by grounding the E lead to the terminal. In this situation, the terminal equipment is on the "A" side of the interface.

---

### **How the E&M Type I Interface (Side B) Works**

In limited applications, a Type I interface can be used in the reverse mode. The terminal equipment provides a ground to the E lead to originate action. After the channel and associated equipment are conditioned, the channel equipment acknowledges answer supervision by providing a signal battery to the M lead of the terminal equipment. In this case, the terminal equipment is on the "B" side of the interface.

---

### **E&M Type II**

The Private-Line Type II E&M Signaling Interfaces Under Registration are similar to the Type I interfaces. With Type II interfaces, contact closures provide the means of signaling.

---

Continued on next page

## Signaling Interface: Tie Trunks, continued

---

### Common Signal Ground

A common signal ground, not explicitly at the interfaces, is required to maintain signal reference continuity.

---

### How the E&M Type II Interface (Side A) Works

The terminal equipment originates a request by closing signal battery to the M lead. The channel equipment interprets this as a request to originate action. After the channel and associated equipment are conditioned, the channel equipment acknowledges answer supervision by closing signal ground to the E lead. In this case, the terminal equipment is on the "A" side of the interface (see Exhibit 9A).

---

### How the E&M Type II Interface (Side B) Works

Like the Type I interface, the Type II interface can occur in the reverse mode.

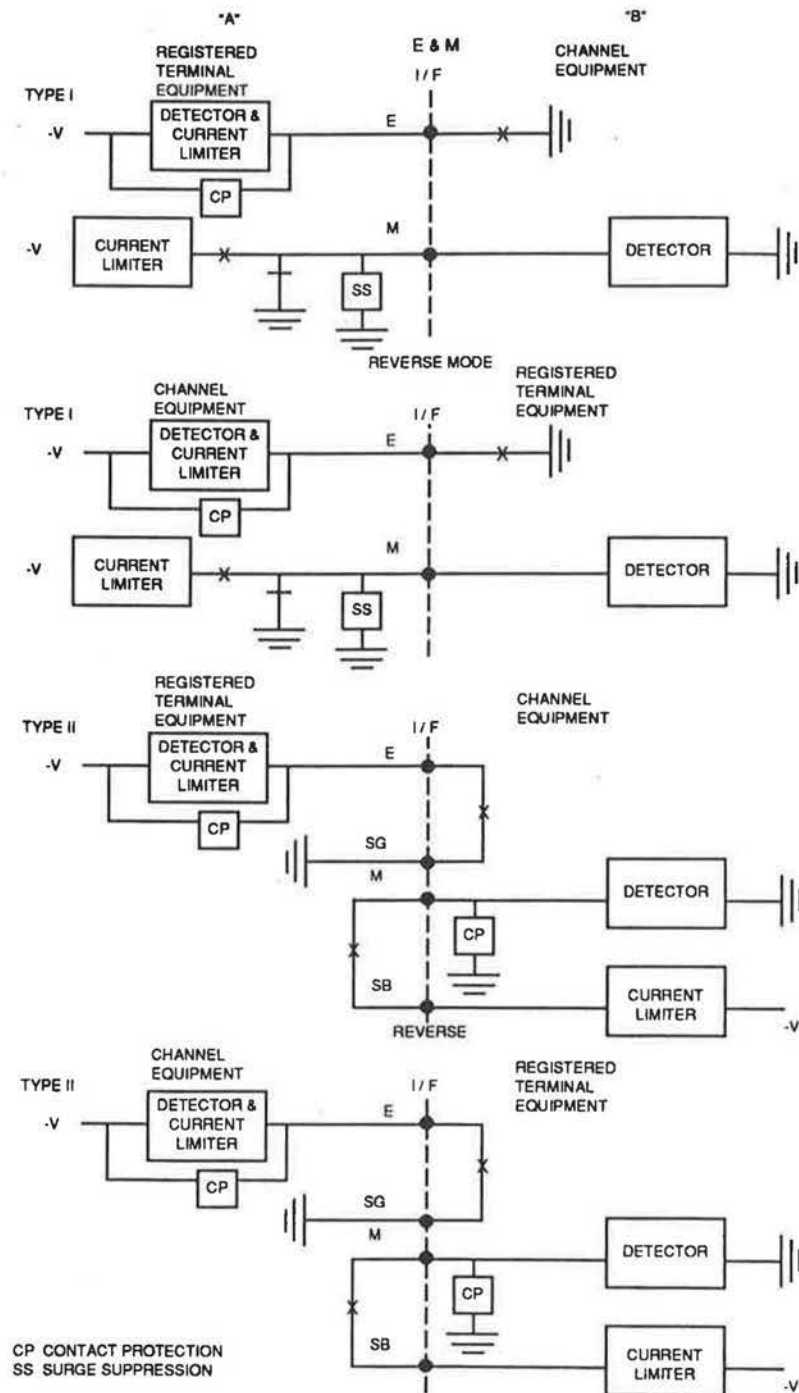
The terminal equipment can provide a contact closure that supplies signal ground to the E lead of the channel equipment to originate action. After the channel and associated equipment are conditioned, the channel equipment acknowledges answer supervision by providing a contact closure that closes signal battery to the M lead of the terminal equipment. In this situation, the terminal equipment is on the "B" side of the interface.

---

Continued on next page

Signaling Interface: Tie Trunks, continued

Exhibit



## Tie-Trunk Service Request

---

### **Vendor- Provided Items for Direct Connection to Category III Private-Line Service**

Vendor requests for direct connection to Category III special-access services are handled similarly to MTS/WATS requests. For each line position, the customer must provide the

- registration number
  - ringer equivalence number
  - service code
  - jack USOC
  - registered Facility Interface Code (FIC).
- 

### **Vendor- Provided Items for Less than Fully Protected Systems**

For less than fully protected systems, vendors must also provide an affidavit and manufacturers' written authorization.

---

### **Vendor- Provided Registration FIC**

Vendors must provide the appropriate registration FIC to identify the registered terminal equipment that defines the electrical characteristics of the interface. Each FIC must be associated with a standard jack USOC.

---

### **Example: Registered FIC Associated with Standard Jack USOC**

The USOC jack RJ2HX is a miniature 50-pin ribbon jack capable of terminating six 4-wire tie trunks with E&M Type II signaling (8 leads per circuit). If only one tie trunk is connected, it can terminate on any of the six line positions. Skipping positions is permitted.

If multiple tie trunks are being connected (maximum, six per jack), each tie-trunk number must be identified with its FIC, per line, per pin, position.

---

Continued on next page

## **Tie-Trunk Service Request, continued**

---

### **Means of Connection**

The proposed means of connection to tie-trunk services requires a jack USOC, which the vendor must request.

A combination of the function code (12th and 13th character of the registration number) and the service code (4th character) determines the vendor documentation required for each of these connection types.

---

## Off-Premises Station Requests (PBX-End)

---

### Grandfathered Technical Descriptor Codes

The only grandfathered Technical Descriptor Code for customer-premises Private Branch Exchange — Off-Premises Station (PBX-OPS) systems connection is OPS.

---

### Specifying a Signaling Type

In addition to the Technical Descriptor Code, one of the following signaling types must be specified:

Signaling Type	For Use with . . .
Type A	Class A PBX (or similar) station ports capable of operation over loops with a resistance range of 0 — 199 ohms
Type B	Class B PBX (or similar) station ports capable of operation over loops with a resistance range of 200 — 899 ohms
Type C	Class C PBX (or similar) station ports that can operate over loops with a resistance range of 900 ohms or more.

---

### Means of Connection

The means of connection of a PBX (or similar) OPS (PBX-End) channel to a customer-premises grandfathered system can be either hardwired or connected to registration jacks RJ11C, RJ14C, RJ25C, RJ21X, or to any registration jacks for private-line services, except the 4-wire exchange jack.

---

### Specifying the Line Position

Vendors must specify the jack line position to which the service shall be terminated.

---

Continued on next page

**Off-Premises Station Requests (PBX-End), continued**

---

**Documentation Requirements**

Part 68 Rules and administrative documentation (affidavit and written authority) apply to direct connections of grandfathered customer-premises systems to PBX-OPS (PBX-End) service.

---

**Vendor-Provided Items for Connection Requests for Customer Premises Registered PBX**

Vendors requesting connection of customer-premises registered PBX (or similar) systems to off-premises station channels provided by the telephone company must provide all of the following information.

- registration number
- ringer equivalence number
- service code
- registration FIC (for example, OL13B)
- jack USOC and line-position number
- affidavit/written authority (if applicable).

---

Continued on next page

**Off-Premises Station Requests (PBX-End), continued**

**Identifying the Signaling Type**

The last FIC alpha-character identifies one of the following signaling types.

Signaling Type	For Use with . . .
Type A	Class A PBX (or similar) station ports capable of operation over loops with a resistance range of 0 — 199 ohms
Type B	Class B PBX (or similar) station ports capable of operation over loops with a resistance range of 200 — 899 ohms
Type C	Class C PBX (or similar) station ports that can operate over loops with a resistance range of 900 ohms or more.

**Means of Connection**

OPS channels can be connected to registered customer-premises PBXs (or similar) through any registration program voice jack, for example, RJ11C, RJ21X, RJ25C, and so forth (except the 4-wire exchange jack).

**Documentation Requirements**

Affidavit and written authority requirements apply to partially protected and non-protected customer-premises registered systems that include OPS terminal-equipment ports.

## AIOD Requests

---

### Customer-Premises Items for AIOD Requests

When making an AIOD request, vendors must provide the contact negotiator with the following items:

- registration number
- service code number
- ringer equivalence number
- jack USOC
- line position number
- registered FIC.

*Note:* AX15X is the only FIC for registered AIOD.

*Note:* AIOD may not be available in all Ameritech locations.

---

### Means of Connection

AIOD terminations can be made to any of the redefined registration jacks RJ11C, RJ14C, RJ25C, RJ21X, or to any registration jacks, except the 4-wire exchange jack.

---

### Verification Requirements

AIOD trunk-to-station verification-test notification requirements are included in the Part 68 Rules. Vendors must provide oral notification to the telephone company and provide the following information for each AIOD installation:

- customer's name
  - installation supervisor's business name, address, and telephone number
  - verification test completion date
  - AIOD service commencement date.
- 

Continued on next page

**AIOD Requests, continued**

---

**Failure to  
Provide Oral  
Verification  
Notification**

If vendors do not provide oral verification notification, the VSC will contact them for the required information.

---

**Documentation  
Requirements**

Affidavit and written authority requirements apply to partially protected and non-protected registered AIOD service.

Part 68 Rules and administration documentation (affidavit and written authority) apply to direct connections of grandfathered customer-premises systems to AIOD service.

---

**Grandfathered  
Technical  
Descriptor  
Codes**

The only Grandfathered Technical Descriptor Code for customer-premises AIOD terminal equipment or systems connection is AIOD.

---

**Means of  
Connection**

The means of connection for customer-premises AIOD terminal equipment or systems can be either hardwired or connected to registration jacks RJ11C, RJ14C, RJ25C, RJ21X, or to any registration jacks for private-line services, except the 4-wire exchange jack.

---

**Redefined  
USOCs**

The RJ11C, RJ14C, RJ25C and RJ21X jacks have been redefined to include AIOD connections to the transmit and receive leads.

---

**Specifying the  
Jack Line  
Position**

Vendors must specify the jack line position to which the service shall be terminated.

---

## Message Registration Requests

---

### Terminating Message Registration

Message Registration (MR) service can be terminated in registered MR terminal equipment or in a PBX with a registered MR port.

---

### Vendor- Provided Items for Terminating Message Registration

For requests to terminate in MR terminal equipment, vendors must provide the following:

- terminal equipment registration number
  - ringer equivalence number
  - service code
  - registration Facility Interface Code (FIC) (MX13X)
  - jack USOC
  - jack line position.
- 

### Means of Connection

The standard connection for MR can be made to any of the redefined registration jack USOCs RJ11C, RJ14C, RJ25C, RJ21X, or to any of the new registration jacks, except the 4-wire exchange jack.

---

### Documentation Requirements

Affidavit and written authority requirements apply to partially protected and non-protected customer-premises registered systems that include MR terminal equipment ports.

---

**Reserved for Future Use**

## Section E

### Technical Descriptor Codes

#### Grandfathered Connections

---

##### General

As mentioned earlier, a grandfather provision addresses eligible terminal equipment and systems that have been directly connected, as of April 30, 1980, in accordance with telephone company tariffs, to a Category III private-line service.

---

##### Summary of Grandfathered Technical Descriptor Codes

The following is a summary of Grandfathered Technical Descriptor Codes.

11TTMB  
11TTEG  
12TTMB  
12TTEG  
31TTMB  
31TLMB  
31TLEG  
31TTEG  
32TTMB  
32TLMB  
32TTEG  
32TLEG  
OPS (Must include signaling Type A, B, or C)  
AIOD  
MR

---

Continued on next page

## Grandfathered Connections, continued

---

### Technical Descriptor Codes

Vendors requesting direct connection of grandfathered customer-premises systems to 2-wire or 4-wire Category III private-line services must specify the Technical Descriptor Code (TDC).

The TDC includes information necessary for circuit design and can be determined from technical descriptions (TDs) (pre-divestiture documentation), available from Bellcore.

---

### Uses for Technical Descriptions

TDs are documents published as guides for the designers, manufacturers, and consultants of customer-premises systems that connect with telephone company equipment.

TDs include the electrical characteristics necessary to provide a telephone company facility match for the customer-premises terminal equipment.

---

### How to Determine the Correct TDC

The VSC negotiator normally does not offer guidance to the vendors in determining the appropriate TDC, but rather advises the vendors to contact the equipment manufacturer, distributor, or consultant, as appropriate.

---

### Means of Connection for Tie-Trunk Requests

The means of connection for terminating tie trunks in grandfathered ports is hardwire or jacks coded RJ2EX, RF2FX, RD2GX, and RF2HX.

---

Continued on next page

## Grandfathered Connections, continued

---

### Standard Jack Termination

The following two conditions must be satisfied to terminate in the standard registration program jacks.

- The leads that are unique to the grandfathered interfaces (that is, the signal ground lead designated G and/or the signal battery lead designated B) are not routed through the jack but are terminated on a separate interface block (such as a 66-type connecting block).
- The grandfathered interfaces with transmission design levels based on +7, -16TLP are not mixed within the same jack with registered and/or grandfathered interfaces with transmission design levels based on Via Net Loss (VNL) design.

---

Continued on next page

**Grandfathered Connections**, continued

**Using TDCs  
 with  
 Registration  
 Program Jacks**

<b>Conditions on the Use of Technical Descriptor Codes with Registration Program Jacks</b>		
<b>Technical Descriptor Codes</b>	<b>Appropriate Registration Prog. Jacks</b>	<b>Conditions on Use</b>
11TTMB	RJ2EX RJ2FX RJ2GX RJ2HX	G lead cannot be routed through jack(s)
11TTEG	RJ2EX RJ2FX RJ2GX RJ2HX	G and B leads cannot be routed through jack(s)
12TTMB	RJ2FX RJ2HX	None
12TTEG	RJ2FX RJ2HX	None
31TLMB	RJ2GX RJ2HX	G lead cannot be routed through jack(s)
31TLEG	RJ2GX	G and B leads cannot be routed through jack(s)

Continued on next page

**Grandfathered Connections, continued**

**Using TDCs  
 with  
 Registration  
 Program Jacks  
 (continued)**

<b>Conditions on the Use of Technical Descriptor Codes with Registration Program Jacks</b>		
<b>Technical Descriptor Codes</b>	<b>Appropriate Registration Prog. Jacks</b>	<b>Conditions on Use</b>
31TTMB	RJ2GX RJ2HX	<ul style="list-style-type: none"> <li>• G lead cannot be routed through jack(s)</li> <li>• Can only be used with other +7, -16 services</li> </ul>
31TTEG	RJ2GX RJ2HX RJ2HX	<ul style="list-style-type: none"> <li>• G and B leads cannot be routed through jack(s)</li> <li>• Can only be used with other +7, -16 services</li> </ul>
32TLMB	RJ2HX	None
32TLEG	RJ2HX	None
32TTMB	RJ2HX	Can only be used with other +7, -16 services
32TTEG	RJ2HX	Can only be used with other +7, -16 services

## **Registered Connections**

---

### **General**

The FCC has established 17 different Facility Interface Codes (FICs) to define the registered Category III private-line interfaces. Each code consists of five alphanumeric characters.

This section includes detailed descriptions and illustrations for all 17 FICs.

---

Continued on next page

**Registered Connections, continued**

**Comparison of TDCs to FICs**

Part 68 Rules and administrative documentation (affidavit and written authority) apply to direct connections of grandfathered customer premises systems to Category III tie-trunk service.

<b>Comparison of Technical Descriptor Codes to Facility Interface Codes (FICs) with Respect to Lead Structure and Transmission Design Levels</b>					
<b>Tech. Descrip. Code</b>	<b>Leads</b>	<b>Design Levels</b>	<b>Corres. FIC</b>	<b>Design Leads</b>	<b>Levels</b>
11TTMB	T,R,E,M,G <sup>1</sup>	0, VNL	TL11M	T,R,E,M	Lossless
11TTEG	T,R,E,M,G,B <sup>2</sup>	0, VNL	TL11E	T,R,E,M	Lossless
12TTMB	T,R,E,M,SB,SG	0, VNL	TL12M	T,R,E,M,SB,SG	Lossless
12TTEG	T,R,E,M,SB,SG	0, VNL	TL12E	T,R,E,M,SB,SG	Lossless
31TLMB	T,R,T1,R1,E,M,G <sup>1</sup>	Lossless	TL31M	T,R,T1,R1,E,M	Lossless
31TLEG	T,R,T1,R1,E,M,G,B <sup>2</sup>	Lossless	TL31E	T,R,T1,R1,E,M	Lossless
31TTMB	T,R,T1,R1,E,M,G <sup>1</sup>	+7,-16	TC31M	T,R,T1,R1,E,M	CTS <sup>3</sup>
31TTEG	T,R,T1,R1,E,M,G,B <sup>2</sup>	+7,-16	TC31E	T,R,T1,R1,E,M	CTS
32TLMB	T,R,T1,R1,E,M,SB,SG	Lossless	TL32M	T,R,T1,R1,E,M,SB,SG	Lossless
32TLEG	T,R,T1,R1,E,M,SB,SG	Lossless	TL32E	T,R,T1,R1,E,M,SB,SG	Lossless
32TTMB	T,R,T1,R1,E,M,SB,SG	+7,-16	TC32M	T,R,T1,R1,E,M,SB,SG	CTS
32TEG	T,R,T1,R1,E,M,SB,SG	+7,-16	TC32E	T,R,T1,R1,E,M,SB,SG	CTS

*Notes:*

1. Multiple-circuit installation requires one G lead for every four circuits.
2. Multiple-circuit installation requires one G lead and one B lead for every four circuits.
3. CTS refers to Conventional Term Set.

Continued on next page

**Registered Connections, continued**

**Defining FICs**

The position of each character contributes to the FIC definition.

Character Position	Description	Character Options
First	Identifies the service to which the registered equipment connects.	<ul style="list-style-type: none"> <li>• A = Automatic Identified Outward Dialing</li> <li>• M = Message Registration</li> <li>• O = Off-Premise Station (PBX-End)</li> <li>• T = Tie Trunk</li> </ul>
Second	Defines the transmission parameters at the interface.	<ul style="list-style-type: none"> <li>• C = Conventional Term Set Interface</li> <li>• L = Lossless Interface</li> <li>• X = Reserved for future use</li> </ul>
Third	Identifies the number of wires at the transmission interface.	<ul style="list-style-type: none"> <li>• 1 = 2-Wire Interface</li> <li>• 3 = 4-Wire Interface</li> </ul>
Fourth	Identifies the signaling type at the interface.	<ul style="list-style-type: none"> <li>• 1 = Type I E&amp;M Signaling Interface</li> <li>• 2 = Type II E&amp;M Signaling Interface</li> <li>• 3 = Loop Signaling Interface</li> <li>• 4 = Reserved</li> <li>• 5 = Simplex Signaling</li> </ul>
Fifth	Identifies either the OPS port class or the direction of signaling at the interface.	<ul style="list-style-type: none"> <li>• A = Class A OPS port</li> <li>• B = Class B OPS port</li> <li>• C = Class C OPS port</li> <li>• E = Registered equipment provides ground on E lead to originate</li> <li>• M = Registered equipment provides battery on M lead to originate</li> <li>• X = Reserved</li> </ul>

## Facility Interface Codes

### Summary of FIC Exhibits

The following table is a summary of the FIC exhibits included in this handbook.

FIC	Description	Page
TL11M	Typical 2-wire transmission interface with Type I E&M signaling, registered and lossless, "A" side	3-49
TL11E	Typical 2-wire transmission interface with Type I E&M signaling, registered and lossless, "B" side	3-50
TL12M	Typical 2-wire transmission interface with Type II E&M signaling, registered and lossless, "A" side	3-51
TL12E	Typical 2-wire transmission interface with Type II E&M signaling, registered and lossless, "B" side	3-52
TL31M	Typical 4-wire transmission interface with Type II E&M signaling, registered and lossless, "A" side	3-53
TL31E	Typical 4-wire transmission interface with Type II E&M signaling, registered and lossless, "B" side	3-54
TC31M	Typical 4-wire transmission interface with Type I E&M signaling, registered and has loss, CTS, "A" side	3-55
TC31E	Typical 4-wire transmission interface with Type I E&M signaling, registered and has loss, CTS, "B" side	3-56

Continued on next page

**Facility Interface Codes, continued**

**Summary of  
 FICs Exhibits  
 (continued)**

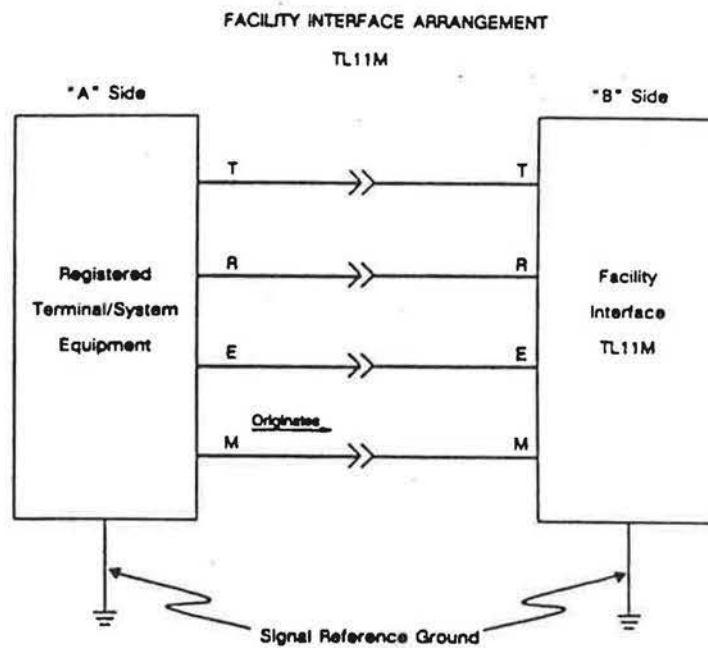
<b>FIC</b>	<b>Description</b>	<b>Page</b>
TL32M	Typical 4-wire transmission interface with Type II E&M signaling, registered and has loss, "A" side	3-57
TL32E	Typical 4-wire transmission interface with Type II E&M signaling, registered and has loss, "B" side	3-58
TC32M	Typical 4-wire transmission interface with Type II E&M signaling, and has loss, CTS, "A" side	3-59
TC32E	Typical 4-wire transmission interface with Type II E&M signaling, and has loss, CTS, "B" side	3-60
MX13X	Message Registration registered type 2-wire interface	3-61
AX15X	Automatic Identified Outward Dialing registered type 2-wire interface	3-62
OL13A	Off-Premises Station (PBX-End) 2-wire interface. Can supervise loops less than 200 ohms	3-63
OL13B	Off-Premises Station (PBX-End) 2-wire interface. Can supervise loops between 200 and 899 ohms	3-64
OL13C	Off-Premises Station (PBX-End) 2-wire interface. Can supervise loops at least 900 ohms and greater	3-65

## Exhibits of FICs

### Exhibit: TL11M

FIC TL11M defines a typical 2-wire transmission interface with Type 1 E&M signaling. The interface is registered and lossless. Terminal equipment or systems requiring this interface are on the "A" side of the interface.

The registered equipment originates by providing a battery to the M lead. This interface is typically used for tie trunks between PBXs and/or terminal equipment.

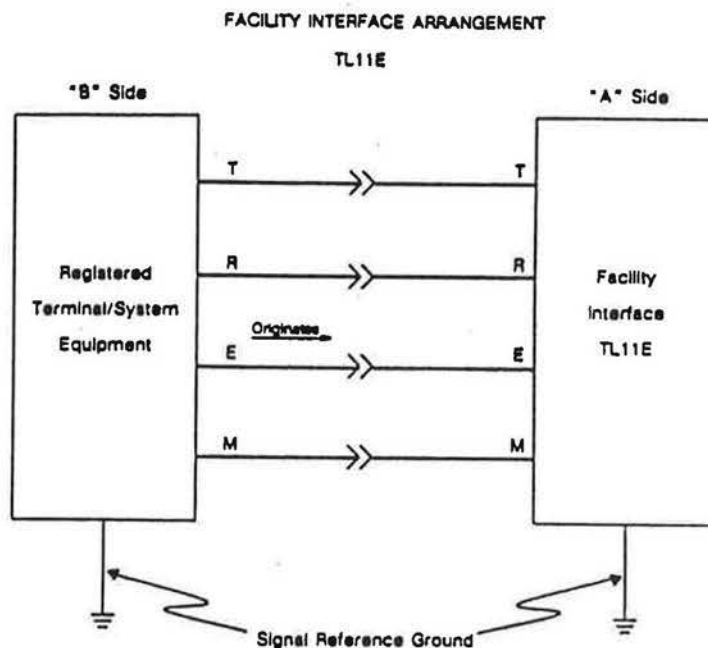


Continued on next page

Exhibits of FICs, continued

**Exhibit: TL11E** FIC TL11E defines a typical 2-wire transmission interface with Type 1 E&M signaling. The interface is registered and lossless. Terminal equipment or systems requiring this interface are on the "B" side of the interface.

The registered equipment originates by providing a battery to the E lead. This interface is typically used for tie trunks between PBXs and/or terminal equipment.

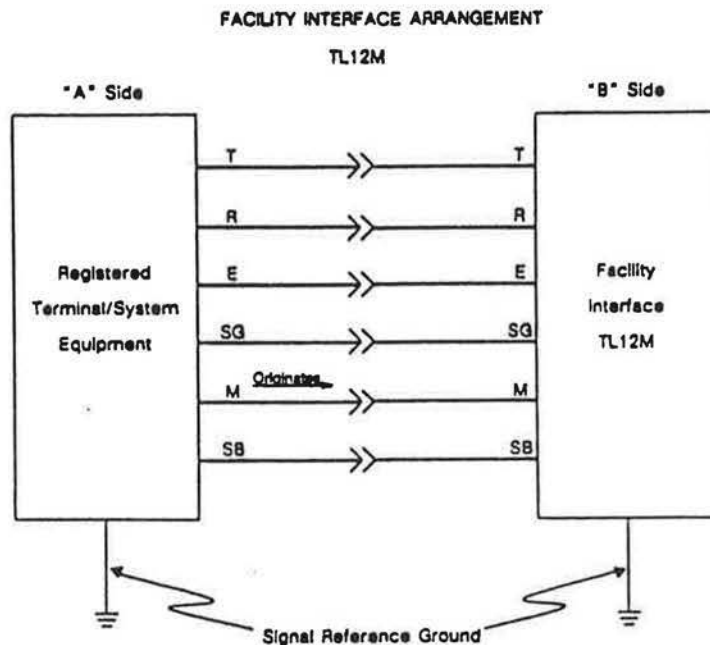


Continued on next page

Exhibits of FICs, continued

**Exhibit: TL12M** FIC TL12M defines a typical 2-wire transmission interface with Type II E&M signaling. The interface is registered and lossless. Terminal equipment or systems requiring this interface are on the "A" side of the interface.

The registered equipment originates by providing signal battery through a contact closure to the M lead. This interface is typically used for tie trunks between PBXs and/or terminal equipment.



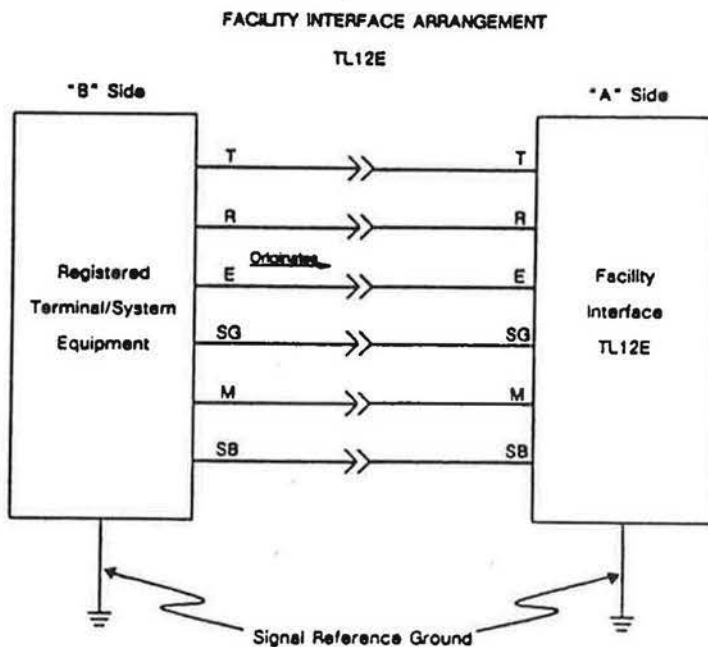
Continued on next page

Exhibits of FICs, continued

Exhibit: TL12E

FIC TL12E defines a typical 2-wire transmission interface with Type II E&M signaling. The interface is registered and lossless. Terminal equipment or systems requiring this interface are on the "B" side of the interface.

The registered equipment originates by providing signal ground through a contact closure to the E lead. This interface is typically used for tie trunks between PBXs and/or terminal equipment.



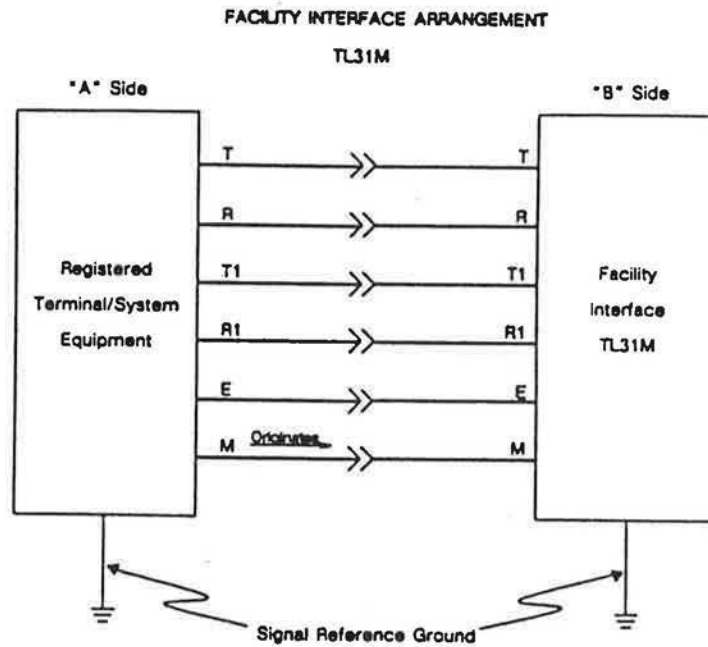
Continued on next page

Exhibits of FICs, continued

Exhibit: TL31M

FIC TL31M defines a typical 4-wire transmission interface with Type II E&M signaling. The interface is registered and lossless. Terminal equipment or systems requiring this interface are on the "A" side of the interface.

The registered equipment originates by providing a battery to the M lead. This interface is typically used for tie trunks between PBXs and/or terminal equipment.



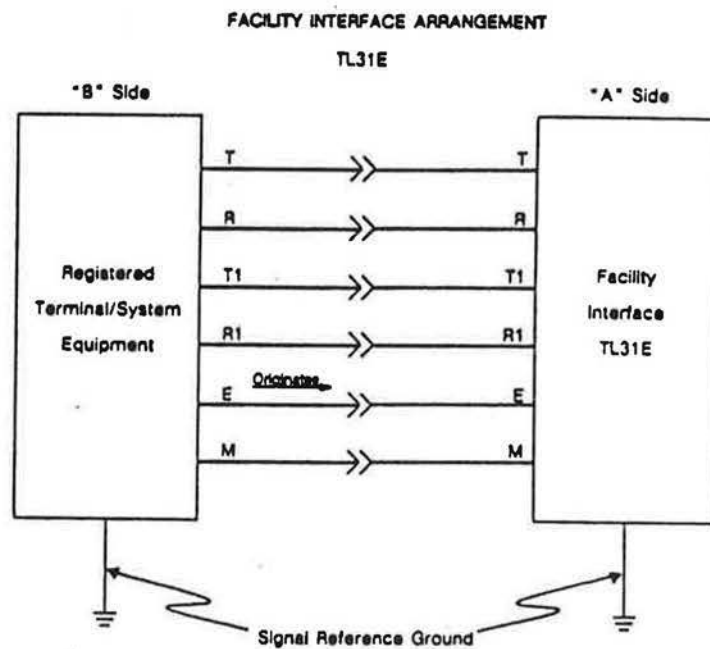
Continued on next page

Exhibits of FICs, continued

Exhibit: TL31E

FIC TL31E defines a typical 4-wire transmission interface with Type II E&M signaling. The interface is registered and lossless. Terminal equipment or systems requiring this interface are on the "B" side of the interface.

The registered equipment originates by providing a ground to the E lead. This interface is typically used for tie trunks between PBXs and/or terminal equipment.

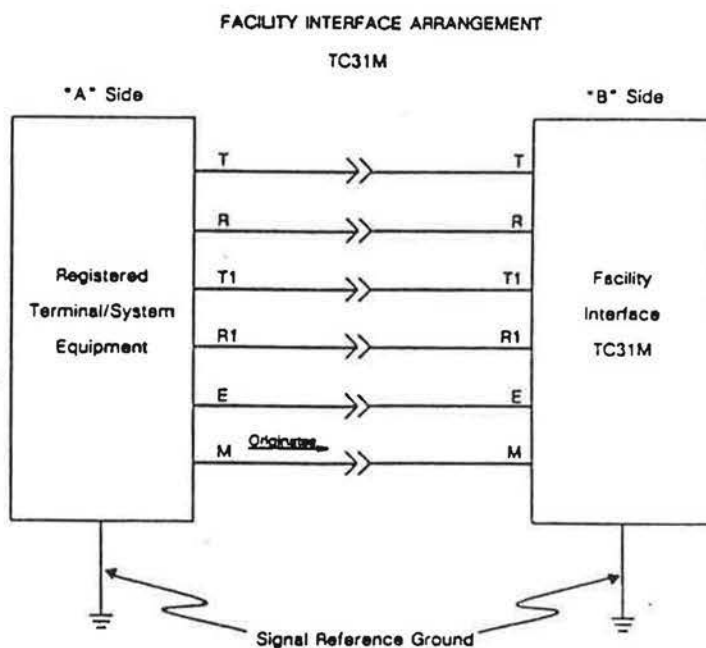


Continued on next page

Exhibits of FICs, continued

**Exhibit: TC31M** FIC TC31M defines a typical 4-wire transmission interface with Type I E&M signaling. The interface is registered and has loss, for CTS. Terminal equipment or systems requiring this interface are on the "A" side of the interface.

The registered equipment originates by providing a signal battery to the M lead. This interface is typically used for tie trunks between PBXs and/or terminal equipment.

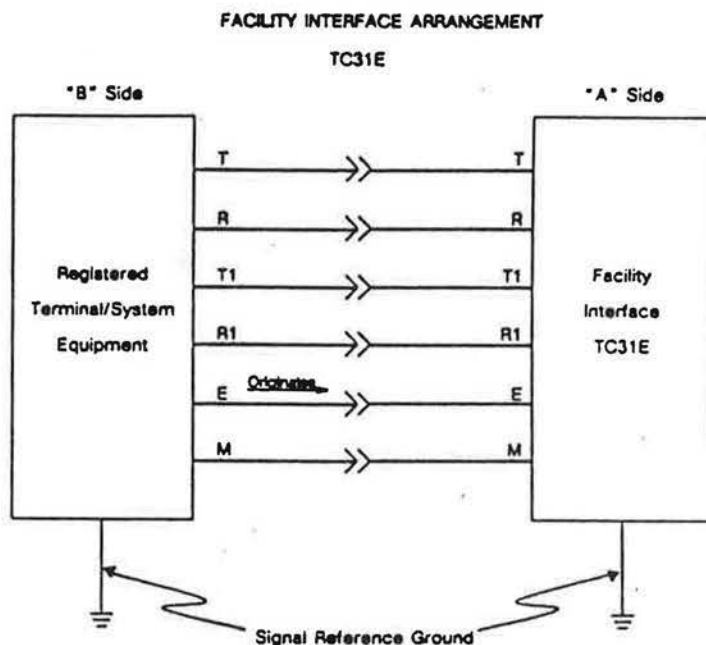


Continued on next page

Exhibits of FICs, continued

**Exhibit: TC31E** FIC TC31E defines a typical 4-wire transmission interface with Type I E&M signaling. The interface is registered and has loss, for CTS. Terminal equipment or systems requiring this interface are on the "B" side of the interface.

The registered equipment originates by providing a ground to the E lead. This interface is typically used for tie trunks between PBXs and/or terminal equipment.



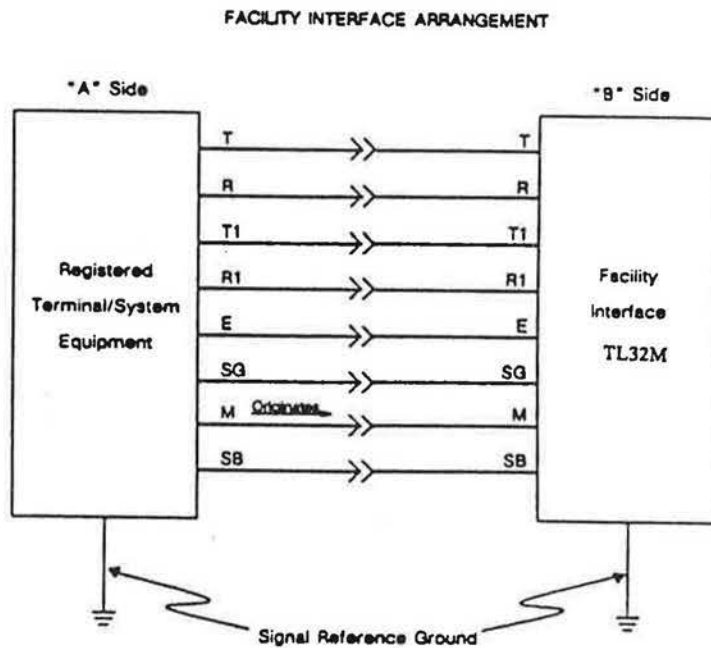
Continued on next page

Exhibits of FICs, continued

Exhibit: TL32M

FIC TL32M defines a typical 4-wire transmission interface with Type II E&M signaling. The interface is registered and has loss. Terminal equipment or systems requiring this interface are on the "A" side of the interface.

The registered equipment originates by providing a signal battery through a contact closure to the M lead. This interface is typically used for tie trunks between PBXs and/or terminal equipment.



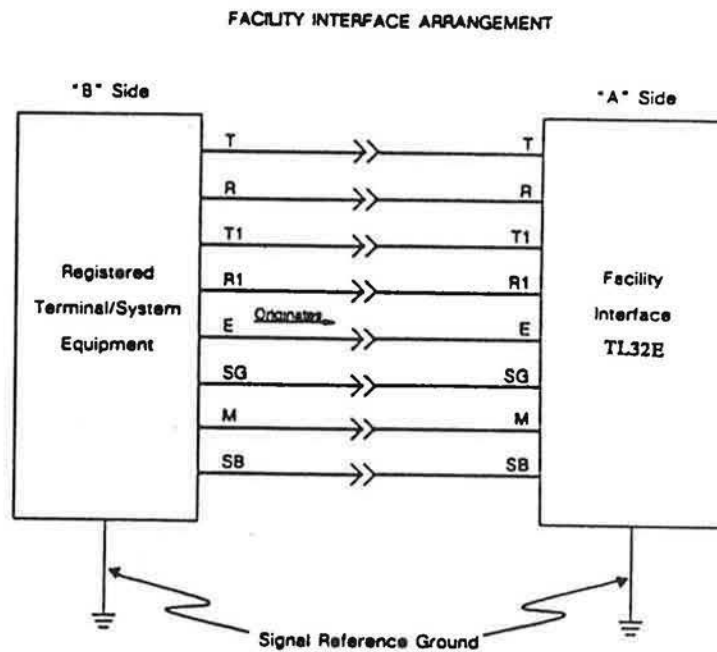
Continued on next page

Exhibits of FICs, continued

**Exhibit: TL32E**

FIC TL32E defines a typical 4-wire transmission interface with Type II E&M signaling. The interface is registered and has loss. Terminal equipment or systems requiring this interface are on the "B" side of the interface.

The registered equipment originates by providing a signal ground through a contact closure to the E lead. Typically, this interface is used for tie trunks between PBXs and/or terminal equipment.

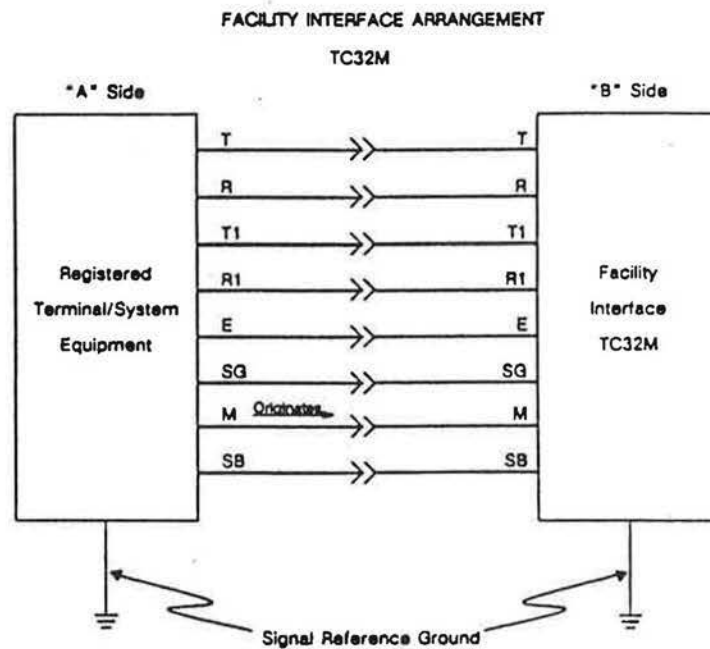


Continued on next page

Exhibits of FICs, continued

**Exhibit: TC32M** FIC TC32M defines a typical 4-wire transmission interface with Type II E&M signaling. The interface has loss, for CTS. Terminal equipment or systems requiring this interface are on the "A" side of the interface.

The registered equipment originates by providing a signal battery through a contact closure to the M lead. Typically, this interface is used for tie trunks between PBXs and/or terminal equipment.



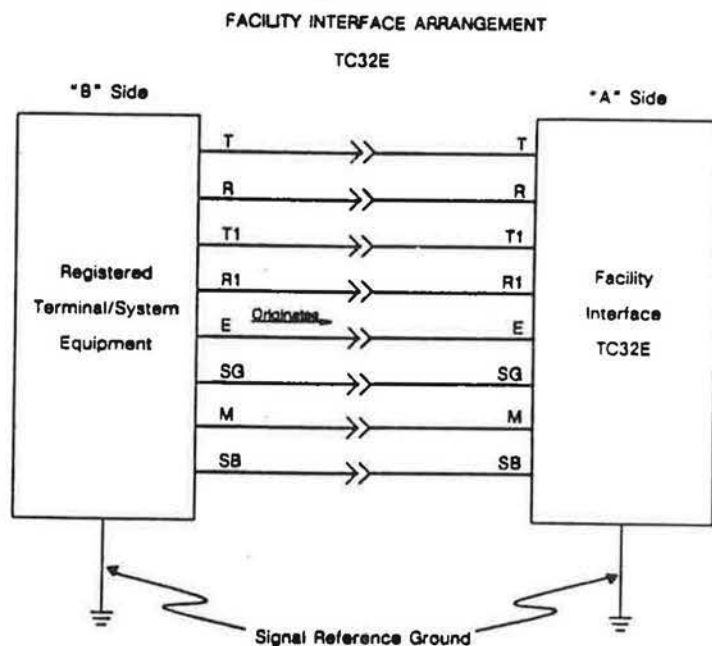
Continued on next page

Exhibits of FICs, continued

Exhibit: TC32E

FIC TC32E defines a typical 4-wire transmission interface with Type II E&M signaling. The interface has loss, for CTS. Terminal equipment or systems requiring this interface are on the "B" side of the interface.

The registered equipment originates by providing a signal ground through a contact closure to the E lead. Typically, this interface is used for tie trunks between PBXs and/or terminal equipment.

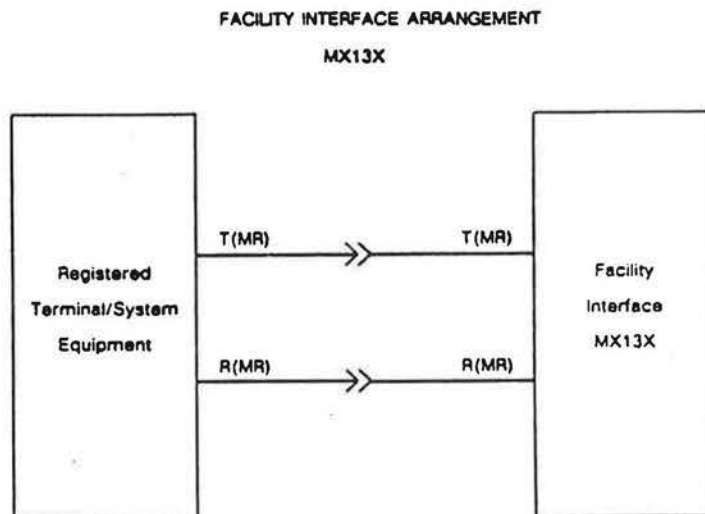


Continued on next page

Exhibits of FICs, continued

**Exhibit: MX13X**

FIC MX13X defines the message registration registered type interface. The interface is a 2-wire interface in which the facility provides the potentials to the registered-terminal equipment for loop signaling. The registered-terminal equipment shall ensure, at the message registration channel interface, that no continuous AC or DC voltage appears across the tip (MR), ring (MR), or either lead to reference ground.

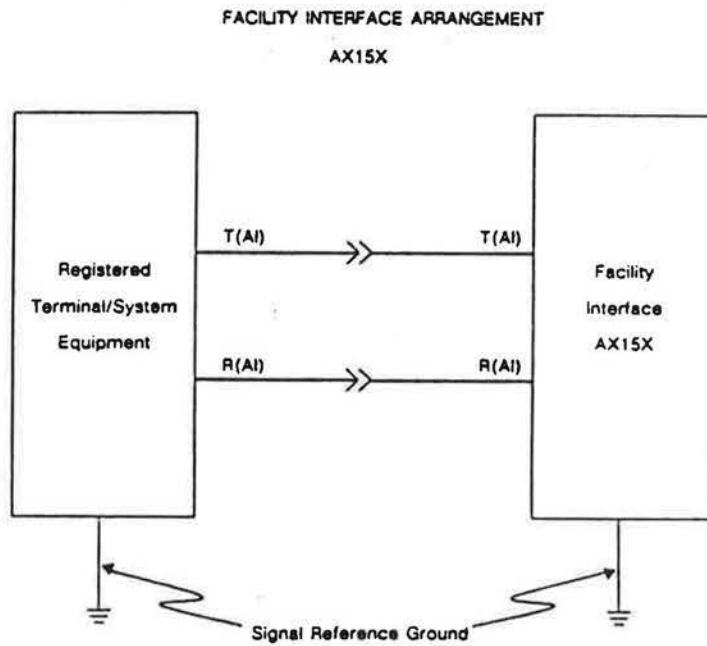


Continued on next page

Exhibits of FICs, continued

Exhibit: AX15X

FIC AX15X defines the AIOD registered type interface. The interface is a 2-wire interface in which data is transmitted in one direction only, from the PBX to the Central Office. Two-way DC simplex signaling is used to coordinate the transmitting and receiving functions.

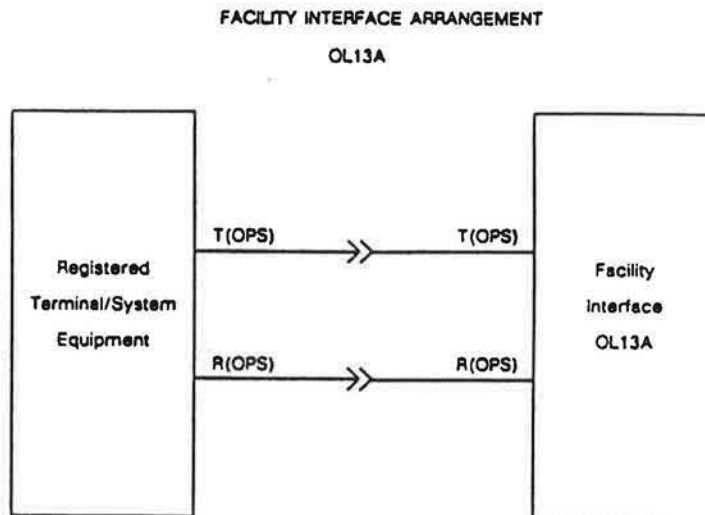


Continued on next page

Exhibits of FICs, continued

**Exhibit: OL13A**

FIC OL13A defines the off-premises station (PBX-End) interface. It is a 2-wire interface that uses loop signaling. Registered equipment requesting this interface can supervise loops less than 200 ohms. Therefore, some telephone company provided signaling extension/repeaters are usually required at the premises.

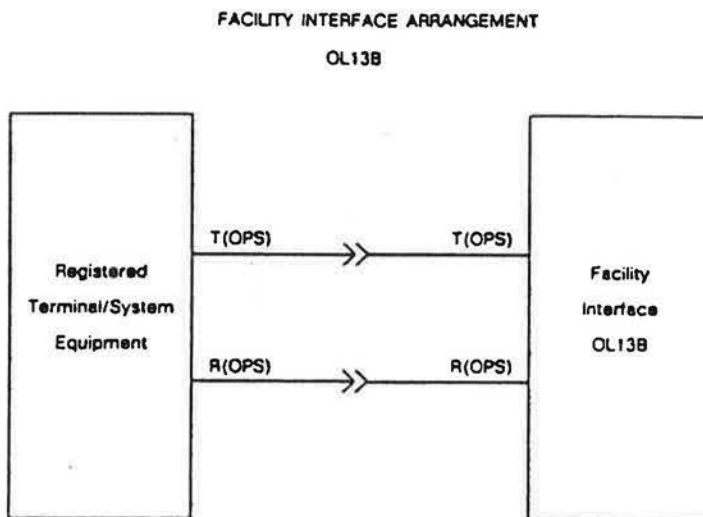


Continued on next page

Exhibits of FICs, continued

**Exhibit: OL13B**

FIC OL13B defines the off-premises station (PBX-End) interface. It is a 2-wire interface that uses loop signaling. Registered equipment requesting this interface can supervise loops between 200 and 899 ohms. Therefore, on some occasions, this interface requires telephone company-provided signaling extension/repeaters at the premises. Facilities design engineers will make this decision as part of their design.

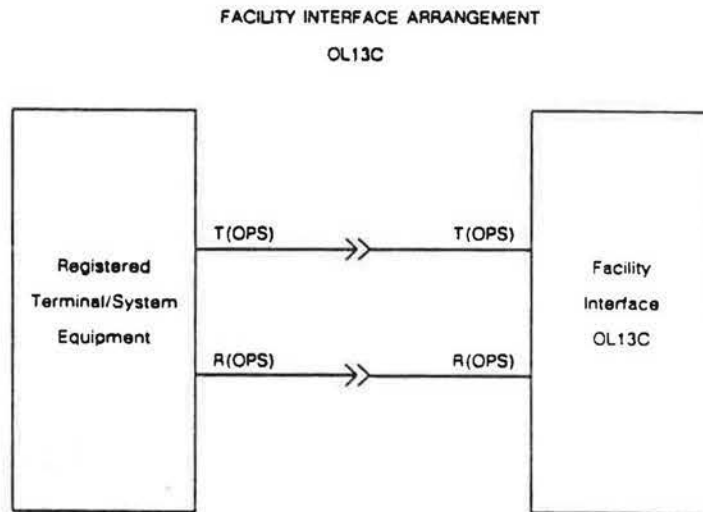


Continued on next page

Exhibits of FICs, continued

**Exhibit: OL13C**

FIC OL13C defines the off-premises station (PBX-End) interface. It is a 2-wire interface that uses loop signaling. Registered equipment requesting this interface can supervise loops 900 ohms and greater. Therefore, on some occasions, the interface requires telephone company-provided signaling extension/repeaters at the premises. Facilities design engineers will make this decision as part of their design.



**Installation and Maintenance  
AM TR-CSO-000088  
Issue 1, January 1992**

**Ameritech Services  
Vendor Service Center  
Information Handbook**

**Reserved for Future Use**

## Service Code

---

### Introduction

The FCC has introduced a Service Code. This code is issued to an equipment manufacturer to identify the registration of the private-line ports of that manufacturer's device. Vendors *must* provide the service code to the VSC negotiator when requesting the connection of registered terminal equipment or systems to private-line services.

---

### Private-Line Service Codes

Private-line service codes are as follows:

- 9.OF = Fully protected private-line ports
  - 9.OP = Partially protected private-line ports
  - 9.ON = Non-protected private-line ports
  - 8.OX = Ancillary equipment.
-

## Documentation Requirements for Connecting Category III Private Lines

### General

The documentation requirements for the connection of Category III Private Lines to systems are essentially the same as those for the connection of MTS and WATS, except that the service code has to be considered as well as the system function code.

### Codes Based on System Status

The following table defines the required function and service codes based on the system status.

System Status	Function Codes	Service Codes
Fully Protected	PF or KF or MF	9.0F
Partially Protected	PP or KP or MP	9.0P
Non-Protected	PN or KN or MN	9.0N
Fully Protected	PH or KH or MH	9.0F
Non-Protected	KG	9.0N

Continued on next page

**Documentation Requirements for Connecting Category III Private Lines,**  
 continued

**Documentation  
 Requirements  
 Based on  
 Registration  
 Number**

This table identifies required documentation based on the registration number.

12th & 13th Character Registration Number	Service Code	Affidavit Required	Manufacturer's Written Authority Required
PF or KF or MF	9.0F	No	No
PF or KF or MF	9.0P	Yes	No
PF or KF or MF	9.0N	Yes	Yes
PP or KP or MP	9.0F	Yes	No
PP or KP or MP	9.0P	Yes	No
PP or KP or MP	9.0N	Yes	Yes
PN or KN or MN	9.0F	Yes	Yes
PN or KN or MN	9.0P	Yes	Yes
PN or KN or MN	9.0N	Yes	Yes
PH or KH or MH	9.0F	No	No
PH or KH or MH	9.0P	Yes	No
PH or KH or MH	9.0N	Yes	Yes
KG	9.0F	Yes	Yes
KG	9.0P	Yes	Yes
KG	9.0N	Yes	Yes

## Registered Protective Circuitry (RPCs)

---

### General

The FCC Rules, dated March 19, 1980, address services more complex than those covered by the MTS/WATS program. Some of the interfaces may contain up to eight leads per circuit, that is, four leads for the transmission interface and four leads for the signaling interface.

---

### Removal of Registered Protective Circuitry

Required Protective Circuitry (RPC) used for message registration (Centrex Electronic Key [CEK] and C25, respectively) will be removed *entirely*, since connection of eligible equipment will be on a direct basis with the facilities.

---

### Vendor-Provided Information for the Removal of RPC

When vendors submit requests to the VSC negotiator for RPC removal, the FCC Grandfathered Summary is used to verify the information that is submitted, for example, manufacturer's name and model number.

Vendors must also provide the grandfathered FIC, for example, 11TTMB.

---

### Substitution of Customer RPCs

Message registration and AIOD customer-premises RPCs may be substituted for telephone company RPCs, if the customer-premises RPC is properly registered or grandfathered.

---

### Required Information When Substituting RPC

When vendors ask for a telephone company-provided RPC substitute for a customer-premises registered or grandfathered RPC, they must provide either the registration number and ringer equivalence number (REN) of the RPC or the manufacturer's name and model number. The FCC Grandfather Summary is used to verify the manufacturer's name and model number.

---

### Discontinued Installation of RPCs

The telephone company discontinued providing RPCs for new installations, moves, reconnects or additions to grandfathered or non-grandfathered systems on May 1, 1983.

---

Continued on next page

**Registered Protective Circuitry (RPCs), continued**

---

**Requirement of  
RPCs**

Effective May 1, 1983, vendors can choose to furnish their own registered or grandfathered protective circuitry for AIOD or message registration service. After the register-only date, the telephone company will not provide RPCs for new installations of these services.

---

Reserved for Future Use

## Section F

### Standard Jacks Associated with Systems

#### Standard Network Interface Jacks: Overview

---

##### General

This section provides current standard network-interface jacks that have been adopted by the FCC. These jacks connect customer-premises registered terminal equipment and customer-owned premises wiring (COPW) to the telephone network. This section also includes the standard-interface jack that connects terminal equipment to voiceband-analog private-line service (Category II).

When installing new services, or when altering service at an installation involving registration jacks, vendors should check to see that all network wiring is properly terminated. The system manufacturer should identify the proper jack to be requested.

*Note:* Jacks used as network interfaces will not be bridged. Standard network-interface jacks may vary by Ameritech Company.

---

Continued on next page

**Standard Network Interface Jacks: Overview**, continued

**Summary of  
 Standard Jacks**

USOC	Description	Page #
RJ1DC	Single-line, 4-wire T/R and T1/R1 bridged connection, 6-position hardware	3-78
RJ11C/W	Single-line, 2-wire T/R bridged connection, 6-position hardware	3-79
RJ14C/W	Two-line, 2-wire T/R, T(MR)/R(MR), T(OPS)/R(OPS) bridged connection, 6-position hardware	3-80
RJ14X	Two-line, 2-wire T1/R1, and T2/R2 with sliding cover bridged connection, 6-position hardware	3-81
RJ15C	Single-line, 2-wire T/R, weatherproof bridged connection, 3-position hardware	3-82
RJ16X	Single-line, 2-wire T/R and MI/MIC, mode indication bridged connection, 6-position hardware	3-83
RJ17C	Single-line, 2-wire T/R (complies with National Electric Code [NEC] Article 517) bridged connection, 6-position hardware	3-84
RJ18C/W	Single-line, 2-wire T/R with make-busy leads bridged connection, 6-position hardware	3-85
RJ2DX	Up to 12 lines, 4-wire T/R and T1/R1 bridged connections, 50-position hardware	3-86

Continued on next page

**Standard Network Interface Jacks: Overview, continued**

**Summary of  
 Standard Jacks**  
 (continued)

USOC	Description	Page #
RJ2EX	Up to 12 Tie Trunks, 2-wire T/R, E&M Type I bridged connections, 50-position hardware	3-87
RJ2FX	Up to 8 Tie Trunks, 2-wire T/R, E&M SG/SB, Type II bridged connections, 50-position hardware	3-88
RJ2GX	Up to 8 Tie Trunks, 4-wire T/R, T1/R1, E&M Type I bridged connections, 50-position hardware	3-89
RJ2HX	Up to 6 Tie Trunks, 4-wire T/R, T1/R1, E&M SG/SB Type II bridged connections, 50-position hardware	3-90
RJ2MB	Up to 12 lines 2-wire T/R, with make-busy leads bridged connections, 50-position hardware	3-91
RJ21X	Up to 25 lines, 2-wire T/R bridged connections, 50-position hardware	3-92
RJ25C	Up to 3 lines, 2-wire T/R, T(MR)/R(MR), or T(OPS)/R(OPS) bridged connections, 6-position hardware	3-93
RJ26X	Up to 8 lines, 2-wire T/R, FLL or programmed data bridged connections, 50-position hardware	3-94
RJ27X	Up to 8 lines, 2-wire T/R, programmed data bridged connections, 50-position hardware	3-95

Continued on next page

**Standard Network Interface Jacks: Overview**, continued

**Summary of  
 Standard Jacks**  
 (continued)

USOC	Description	Page #
RJ31M	Up to 8 lines, multiple-mounting arrangement bridged connections, 8-position hardware	3-96
RJ31X	Single-line, 2-wire T/R ahead of all station equipment series connections, 8-position with shorting bars hardware	3-97
RJ38X	Single-line, 2-wire T/R ahead of all station equipment series connections, 8-position with continuity-circuit hardware	3-98
RJ4MB	Single-line, 2-wire T/R MB/MB1, PR/PC with make-busy bridged connections, 8-position, keyed and programmed hardware	3-99
RJ41M	Up to 8 multiple installations of FLL or programmed bridged connections, 8-position, keyed and programmed hardware	3-100
RJ41S	Single-line 2-wire T/R, FLL or programmed data bridged connections, 8-position, keyed hardware	3-101
RJ45M	Up to 8 multiple installations of programmed data bridged connections, 8-position, keyed hardware	3-102
RJ45S	Single-line 2-wire T/R, PR/PC programmed data bridged connections, 8-position, keyed hardware	3-104

Continued on next page

**Standard Network Interface Jacks: Overview**, continued

**Summary of  
 Standard Jacks**  
 (continued)

USOC	Description	Page #
RJ48C	Single-line, 4-wire T/R, T1/R1; 1.544 Mbps bridged connections, 50-position hardware	3-105
RJ48H	Up to 2 lines, 4-wire T/R, T1/R1; 1.544 Mbps bridged connections, 50-position hardware	3-106
RJ48M	Up to 8 lines, 4-wire T/r, T1/R1; 1.544 Mbps bridged connections, 50-position hardware	3-107
RJ48S	One or two-line, T/R or T/R, T1/R1; LADC/subrate bridged connections, 8-position, keyed hardware	3-108
RJ48T	Up to 25 (2-wire) or 12 (4-wire), T/R or T/R, T1/R1; LADC/subrate bridged connections, 50-position hardware	3-109
RJ48X	Single-line, 4-wire T/R, T1/R1; 1.544 Mbps bridged connections, 8-position with shorting bars hardware	3-110
RJ61X	Up to 4 lines, T/R bridged connections, 8-position hardware	3-111
RJ71C	Up to 25 lines, T/R series connections, 50-position hardware	3-112 & 113
JM8	Single Private Line, 2/4-wire T/R; T/R, T1/R1, TEK/TEK, non-registered service, 8-position, keyed; w/wo loopback hardware	3-114

## Exhibits of Standard Network Interface Jacks

### Exhibit: RJ1DC

#### Single-Line Bridged 4-Wire T/R and T1/R1

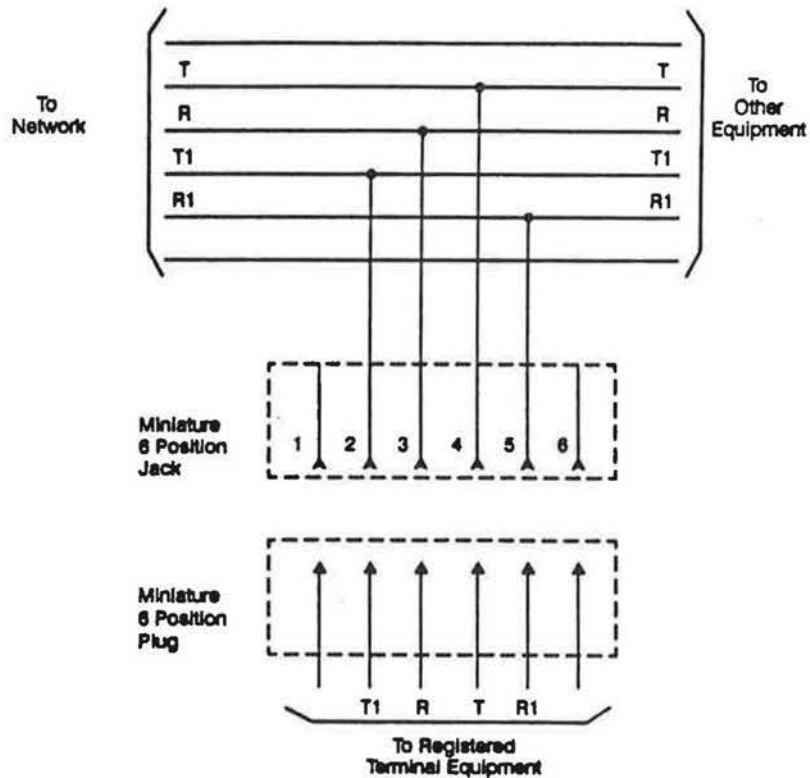
**Electrical Network Connection:** Single-line bridged 4-wire T/R and T1/R1

**Universal Service Order Code:** RJ1DC

**Mechanical Arrangement:** Miniature 6-position jack

**Typical Usage:** Terminal equipment and systems requiring 4-wire exchange access

**Wiring Diagram:** T/R — Customer transmits to network  
T1/R1 — Customer receives from network



Continued on next page

**Exhibits of Standard Network Interface Jacks**, continued

**Exhibit:  
RJ11C/W**

**Single-Line Bridged T/R**

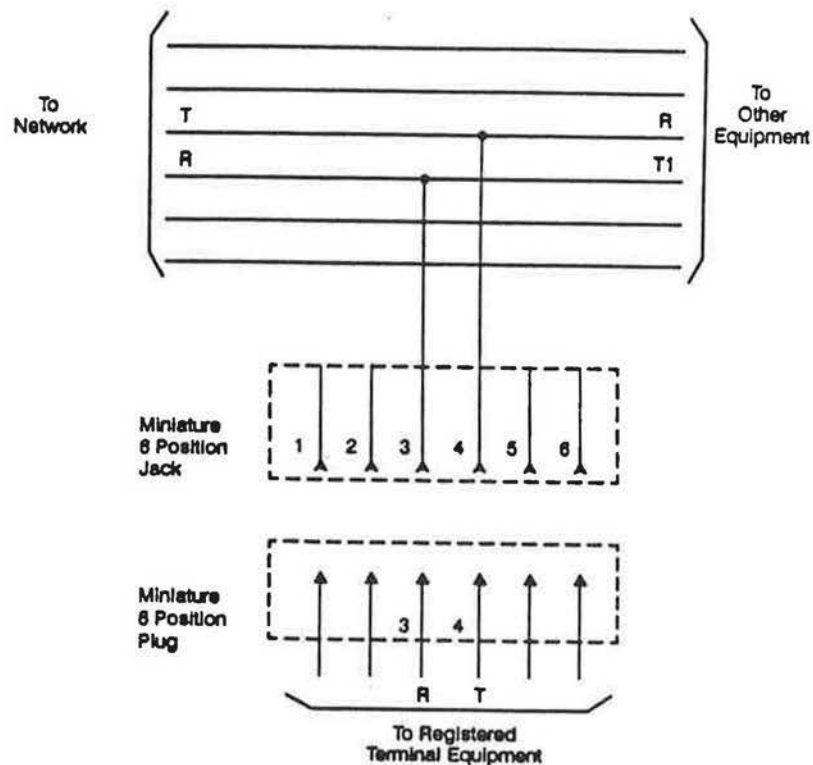
**Electrical Network Connection:** Single-line bridged T/R only

**Universal Service Order Code:** RJ11C/W

**Mechanical Arrangement:** Miniature 6-position jack

**Typical Usage:** Single-line non-key telephone, ancillary devices  
PBXs and key telephone systems  
and similar systems

**Wiring Diagram:**



Continued on next page

Exhibits of Standard Network Interface Jacks, continued

Exhibit:  
RJ14C/W

Two-Line Bridged T/R, T(MR)/R(MR),  
T(A1), or T(OPS)/R(OPS)

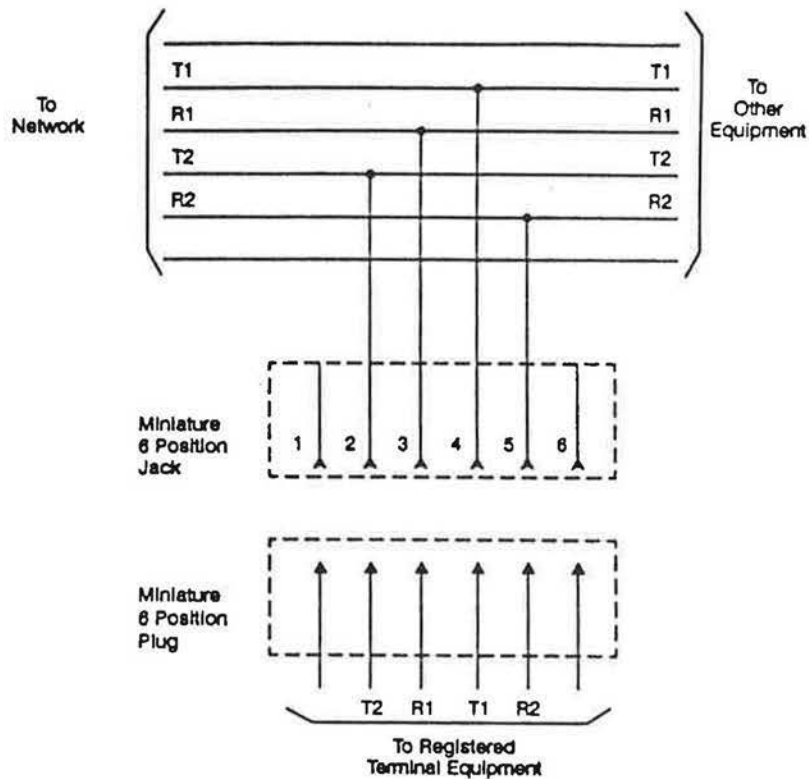
**Electrical Network Connection:** Two-line bridged T/R

**Universal Service Order Code:** RJ14C/W

**Mechanical Arrangement:** Miniature 6-position jack

**Typical Usage:** Two-line non-key telephone sets and ancillary devices, including message registration, automatic identification outward dialing, and off-premises station

**Wiring Diagram:** The telephone company will wire the lines to the jack in the sequence designated by the customer.



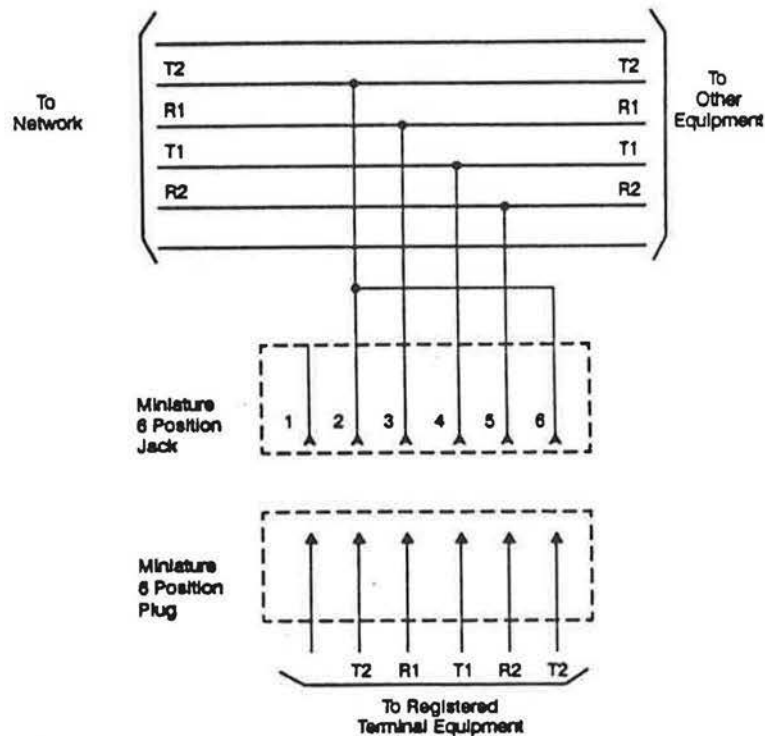
Continued on next page

**Exhibits of Standard Network Interface Jacks, continued**

**Exhibit: RJ14X**

**Two-Line T1/R1, T2/R2 with Sliding Cover**

- Electrical Network Connection:** Two-line T/R
- Universal Service Order Code:** RJ14X
- Mechanical Arrangement:** Miniature 6-position modular jack with a sliding cover to facilitate testing each line
- Typical Usage:** Connection of two exchange access lines with the provision for testing each line with a standard single-line telephone
- Wiring Diagram:** The exchange carrier will wire the lines to the connector in the sequence designated by the customer.



Continued on next page

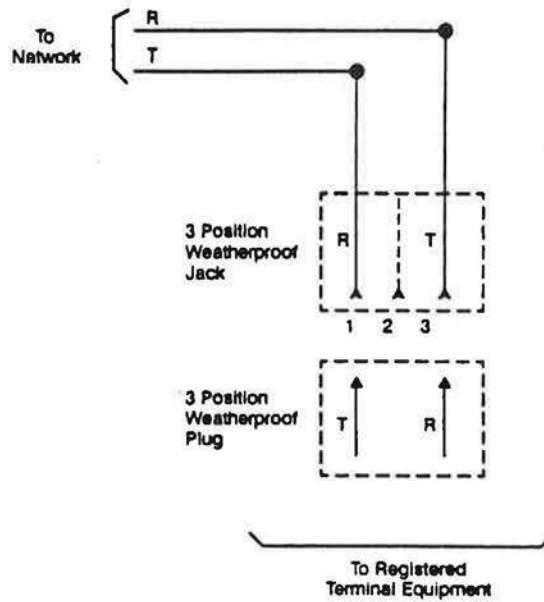
**Exhibits of Standard Network Interface Jacks**, continued

**Exhibit: RJ15C**

**Single-Line Bridged T/R Weatherproof**

**Electrical Network Connection:** Single-line bridged T/R  
**Universal Service Order Code:** RJ15C  
**Mechanical Arrangement:** 3-position weatherproof jack  
**Typical Usage:** Providing telephone service to boats in marinas

**Wiring Diagram:**



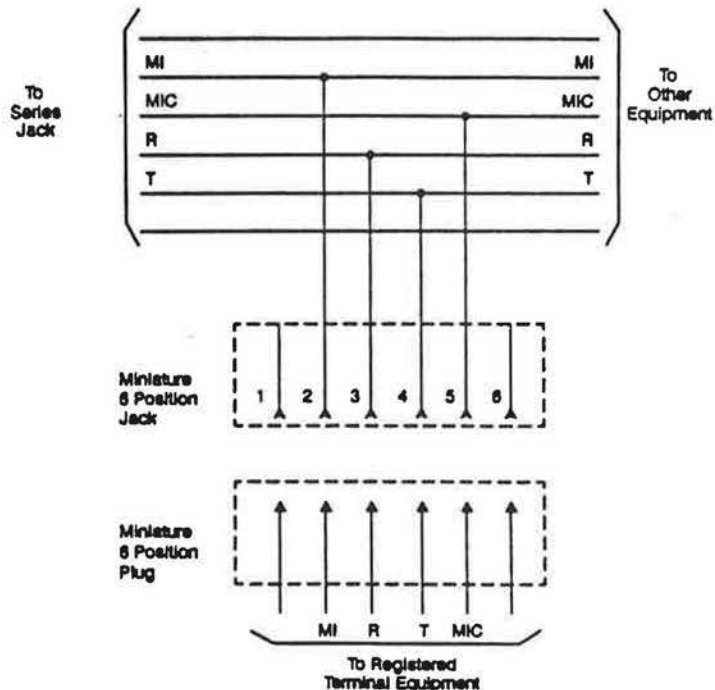
Continued on next page

**Exhibits of Standard Network Interface Jacks**, continued

**Exhibit: RJ16X**

**Bridged T/R with Mode Indication Signal:  
 6-Position Jack**

- Electrical Network Connection:** Single-line bridged T/R with mode indication to a series connection ahead of the bridged connection. Conductors 1 and 6 are reserved for telephone company use.
- Universal Service Order Code:** RJ16X
- Mechanical Usage:** Miniature 6-position jack
- Typical Usage:** -9dbm ("permissive") data equipment with Mode Indicator (MI) and Mode Indication Common (MIC) leads
- Wiring Diagram:** MI and MIC leads are typically wired to an RJ36X series jack that can be used to connect an exclusion key telephone set ahead of data equipment.



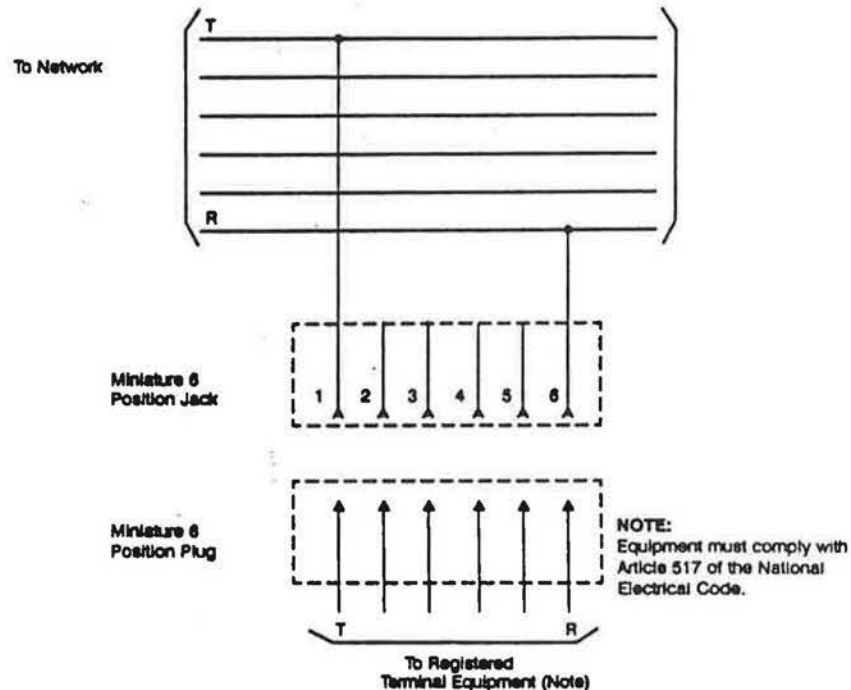
Continued on next page

## Exhibits of Standard Network Interface Jacks, continued

### Exhibit: RJ17C

### Bridged T/R for Single-Line Terminal Equipment That also Complies to 1978 NEC, Article 517; 6-Position Jack

- Electrical Network Connection:** Single-line bridged T/R leads. Positions 2, 3, 4, and 5 are not equipped with contacts.
- Universal Service Order Code:** RJ17C
- Mechanical Arrangement:** Miniature 6-position jack
- Typical Usage:** Special non-key telephone set or certain hospital ancillary equipment in hospital critical care areas. Use is restricted to devices that comply with Article 517 of the 1978 National Electrical Code.
- Wiring Diagram Note:** Equipment must comply with Article 517 of the National Electrical Code.



Continued on next page

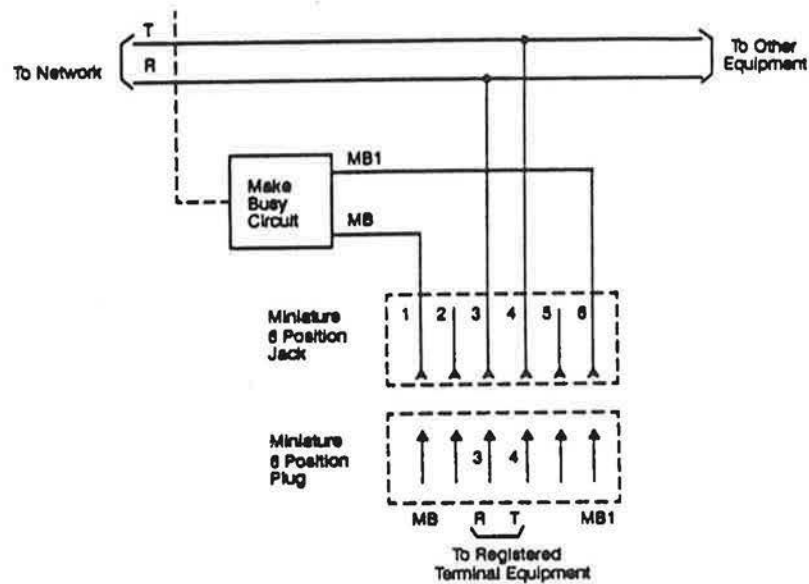
Exhibits of Standard Network Interface Jacks, continued

Exhibit:  
RJ18C/W

Single-Line Bridged T/R with Make Busy

- Electrical Network Connection:** Single-line non-key telephone and ancillary devices connected directly to central office lines, where a make-busy requirement is needed.
- Universal Service Order Code:** RJ18C/W
- Mechanical Arrangement:** Miniature 6-position jack
- Typical Usage:** Single-line non-key telephone and ancillary devices connected directly to central office lines, where a make-busy requirement is needed.

Wiring Diagram:



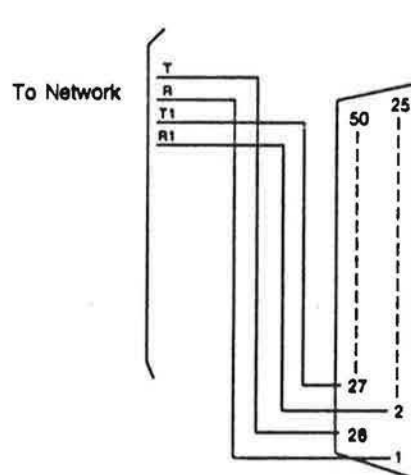
Continued on next page

Exhibits of Standard Network Interface Jacks, continued

Exhibit: RJ2DX

Up to 12 Bridged 4-Wire T/R and T1/R1 Exchange Lines

- Electrical Network Connection:** Multiple-line bridged 4-wire T/R and T1/R1, and intermixable services, as indicated below
- Universal Service Order Code:** RJ2DX
- Mechanical Arrangement:** Miniature 50-position ribbon connector
- Typical Usage:** Terminal equipment and systems requiring 4-wire exchange access — typically PBX, ACD, and so forth
- Wiring Diagram:** T/R — Customer transmit to network  
 T1/R1 — Customer receive from network  
 When the jack is ordered, the customer must specify the sequence in which the central office lines are to be connected to the jack.



LINE	POSITION			
	I	R	T1	R1
1	(26)	(1)	27*	2*
2	(28)	3	29	4
3	30	5	31	6
4	32	7	33	8
5	34	9	35	10
6	36	11	37	12
7	38	13	39	14
8	40	15	41	16
9	42	17	43	18
10	44	19	45	20
11	46	21	47	22
12	48	23	49	24

\* Note: The remaining pin connections in a position cannot be used once this circuit position is assigned to a service requiring less than all the leads associated with the position.

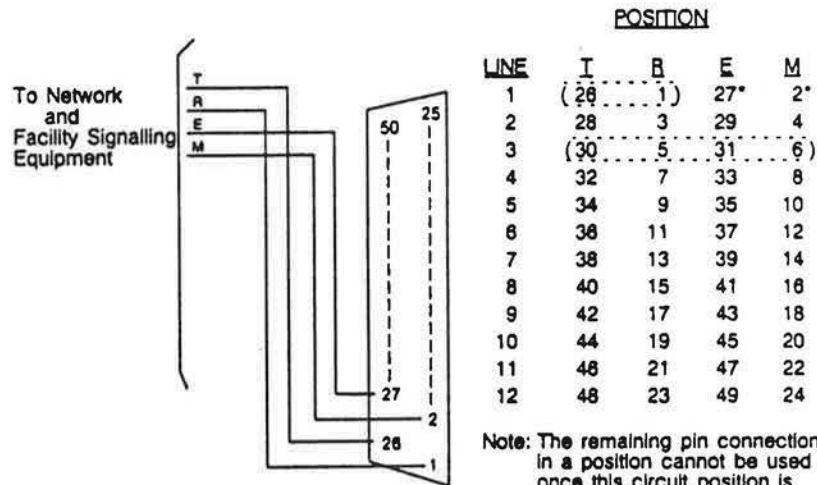
Continued on next page

**Exhibits of Standard Network Interface Jacks, continued**

**Exhibit: RJ2EX**

**Up to 12 Bridged Tie Trunks, 2-Wire T/R,  
 E&M Type I Signaling**

- Electrical Network Connection:** Multiple 2-wire tie trunks with E&M Type I signaling, and intermixable services, as indicated below.
- Universal Service Order Code:** RJ2EX
- Mechanical Arrangement:** Miniature 50-position ribbon jack
- Typical Usage:** PBXs, channel-derivation devices and similar systems
- Wiring Diagram:** When the jack is ordered, the customer must specify the sequence that the lines are to be connected to the jack.



LINE	POSITION			
	I	B	E	M
1	(26)	(1)	27*	2*
2	28	3	29	4
3	(30)	5	31	(6)
4	32	7	33	8
5	34	9	35	10
6	36	11	37	12
7	38	13	39	14
8	40	15	41	16
9	42	17	43	18
10	44	19	45	20
11	46	21	47	22
12	48	23	49	24

Note: The remaining pin connections in a position cannot be used once this circuit position is assigned to a service requiring less than all the leads associated with the position.

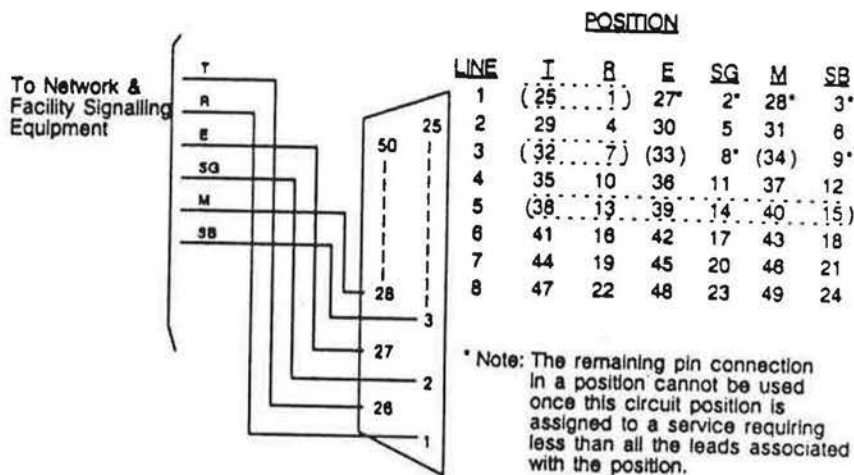
Continued on next page

**Exhibits of Standard Network Interface Jacks**, continued

**Exhibit: RJ2FX**

**Up to 8 Bridged Tie Trunks, 2-Wire T/R,  
 E&M Type II Signaling**

- Electrical Network Connection:** Multiple 2-Wire tie trunks with E&M Type II signaling and intermixable services, as indicated below
- Universal Service Order Code:** RJ2FX
- Mechanical Arrangement:** Miniature 50-position ribbon jack
- Typical Usage:** PBXs, channel-derivation devices and similar systems
- Wiring Diagram:** When the jack is ordered, the customer must specify the sequence in which the lines are to be connected to the jack.



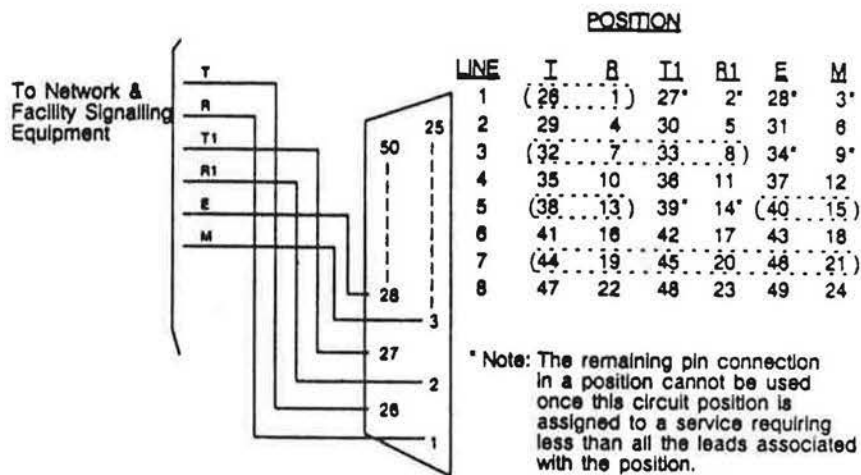
Continued on next page

**Exhibits of Standard Network Interface Jacks**, continued

**Exhibit: RJ2GX**

**Up to 8 Bridged Tie Trunks, 4-Wire T/R,  
 And T1/R1 E&M Type I Signaling**

- Electrical Network Connection:** Multiple 4-wire tie trunks with E&M Type I signaling and intermixable services, as indicated below
- Universal Service Order Code:** RJ2GX
- Mechanical Arrangement:** Miniature 50-position ribbon jack
- Typical Usage:** PBXs, channel-derivation devices and similar systems
- Wiring Diagram:** T/R — Customer Transmit to Network  
 T1/R1 — Customer Receive from Network  
 When the jack is ordered, the customer must specify the sequence in which the lines are to be connected to the jack.



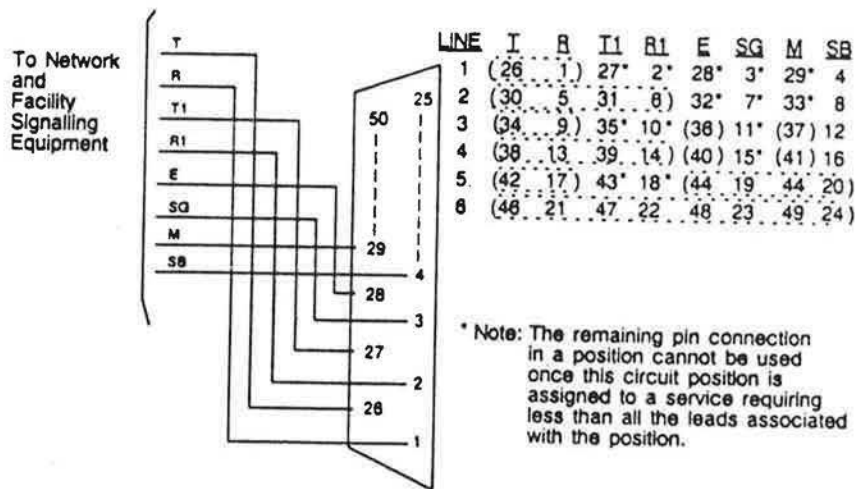
Continued on next page

Exhibits of Standard Network Interface Jacks, continued

Exhibit: RJ2HX

Up to 6 Tie Trunks, 4-Wire T/R,  
 And T1/R1 E&M Type II Signaling

- Electrical Network Connection:** Multiple 4-wire tie trunks with E&M Type II signaling and intermixable services, as indicated below
- Universal Service Order Code:** RJ2HX
- Mechanical Arrangement:** Miniature 50-position ribbon jack
- Typical Usage:** PBXs, channel-derivation devices and similar systems
- Wiring Diagram Note:** When the jack is ordered, the customer must specify the sequence in which the lines are to be connected to the jack.



Continued on next page

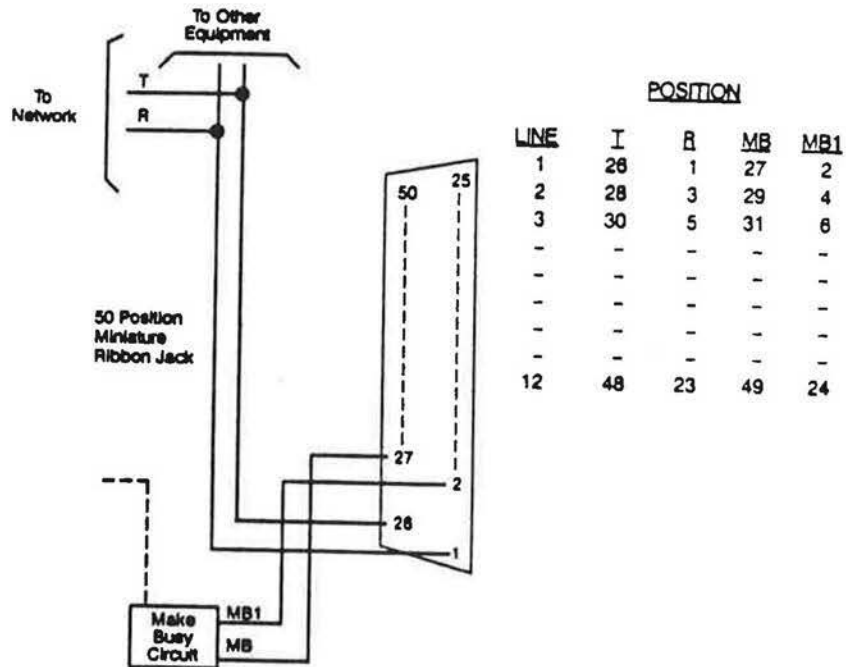
**Exhibits of Standard Network Interface Jacks, continued**

**Exhibit: RJ2MB**

**Bridged Multiple-Line 50-Position T/R  
 With Make-Busy Arrangements**

- Electrical Network Connection:** Multiple-line bridge T/R with MB/MB1 leads for make-busy indication
- Universal Service Order Code:** RJ2MB
- Mechanical Arrangement:** Miniature 50-position ribbon jack
- Typical Usage:** Two 12-non-key telephone and ancillary devices connected directly to central office lines where a make-busy requirement is needed

**Wiring Diagram:**



Continued on next page

**Exhibits of Standard Network Interface Jacks, continued**

**Exhibit: RJ21X**

**Multiple-Line Bridged Configurations-(1)  
 Up to 25 Bridged T/R**

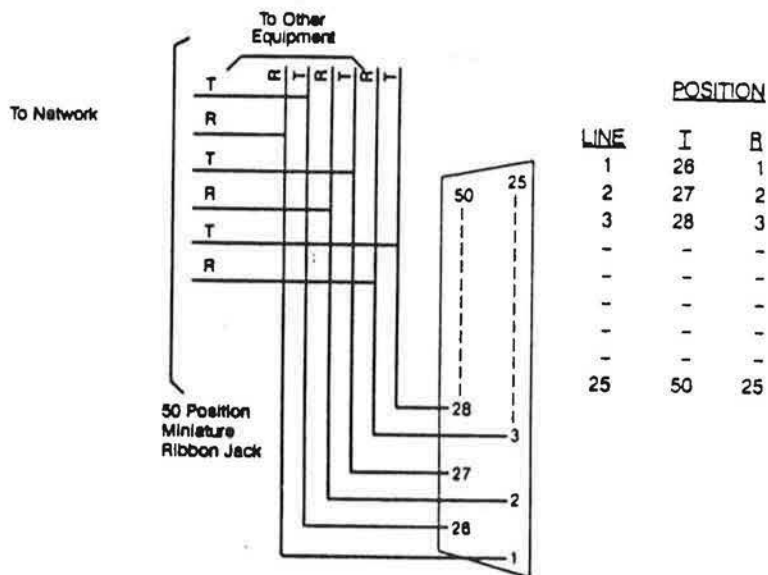
**Electrical Network Connection:** Multiple-line bridged T/R

**Universal Service Order Code:** RJ21X

**Mechanical Arrangement:** Miniature 50-position ribbon jack

**Typical Usage:** Traffic data recording systems, PBXs and key telephone systems

**Wiring Diagram:** When the jack is ordered, the customer must specify the sequence in which the lines are to be connected to the jack. The telephone company will wire these lines to the jack, as shown below, without skipping any positions.



Continued on next page

Exhibits of Standard Network Interface Jacks, continued

Exhibit: RJ25C

Bridged T/R, T(MR)R(MR, T(A1)/R(A1), or T(QPS)/R(QPS)  
for up to 3 Lines; 6-Position Jack

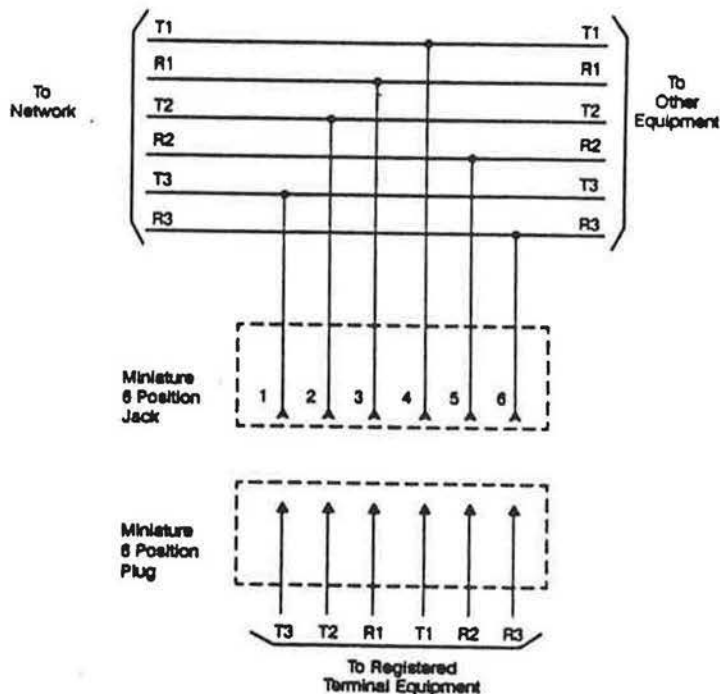
**Electrical Network Connection:** Up to 3 lines bridged T/R

**Universal Service Order Code:** RJ25C

**Mechanical Arrangement:** Miniature 6-position jack

**Typical Usage:** Three-line non-key telephone sets and ancillary devices, including message registration, AIOD, and OPS

**Wiring Diagram:** The telephone company will wire the lines to the jack in the sequence designated by the customer.



Continued on next page

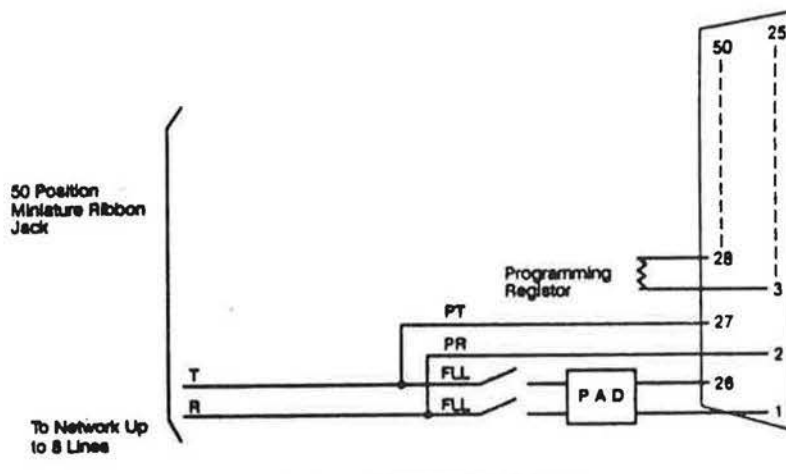
**Exhibits of Standard Network Interface Jacks, continued**

**Exhibit:  
 RRJ26X**

**Bridged T/R; 50-Position Ribbon Jack-Universal**

- Electrical Network Connection:** Single- or multiple-line bridged T/R
- Universal Service Order Code:** RJ26X
- Mechanical Arrangement:** Miniature 50-position ribbon jack
- Typical Usage:** Universal jack for fixed loss-loop (FLL) or programmed (P) types of data equipment

**Wiring Diagram:** When the jack is ordered, the customer must specify the number of and sequence of central office lines to be connected to the jack. The telephone company will wire these lines to the jack in accordance with the table below, without skipping any positions.



LINE	POSITION					
	T FLL	R FLL	T PT	R PT	PR	PC
1	26	1	27	8	28	3
2	26	4	26	8	31	6
3	26	7	26	8	34	9
4	26	10	26	11	37	12
5	26	13	26	14	40	15
6	41	16	42	17	43	18
7	44	19	45	20	46	21
8	47	22	48	23	49	24

Continued on next page

Exhibits of Standard Network Interface Jacks, continued

Exhibit: RJ27X

Bridged T/R; 50-Position Ribbon Jack-Programmed

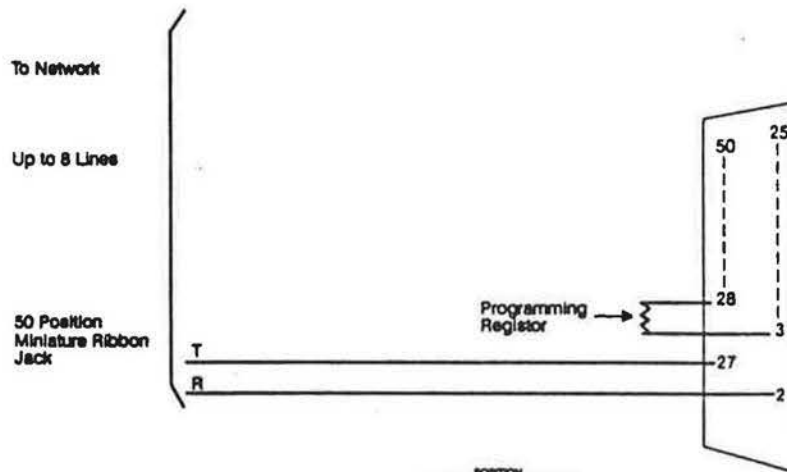
**Electrical Network Connection:** Single- or multiple-line bridged T/R

**Universal Service Order Code:** RJ27X

**Mechanical Arrangement:** Miniature 50-position ribbon jack

**Typical Usage:** Programmed jack for programmed (P) types of data equipment

**Wiring Diagram:** When the jack is ordered, the customer must specify the number of and sequence of central office lines to be connected to the jack. The telephone company will wire these lines to the jack in accordance with the table below, without skipping any positions.



LINE	POSITION			
	T	R	PR	PC
1	27	3	35	3
2	30	5	31	9
3	38	8	34	6
4	39	11	37	12
5	36	14	40	18
6	42	17	43	15
7	45	20	46	21
8	48	23	49	24

Continued on next page

**Exhibits of Standard Network Interface Jacks**, continued

---

**Exhibit: RJ31M**

**Multiple-Line Series Configurations  
Up to 8 Position Jacks**

**Electrical Network Connection:**

**Universal Service Order Code:** RJ31M

**Mechanical Arrangement:** Multiple 8-position series jacks

**Typical Usage:** Multiple-series alarm-reporting devices

**Wiring Diagram:**

Multiple-series jacks in this category consist of multiple arrangements of RJ31X or RJ38X, in a multiple-mounting arrangement. Such multiple arrangements may be ordered as a unit under the USOC RJ31M.

See pages 3-91 and 3-92 for wire diagram

---

Continued on next page

**Exhibits of Standard Network Interface Jacks, continued**

**Exhibit: RJ31X**

**Series Configuration T/R  
Ahead of all Station Equipment**

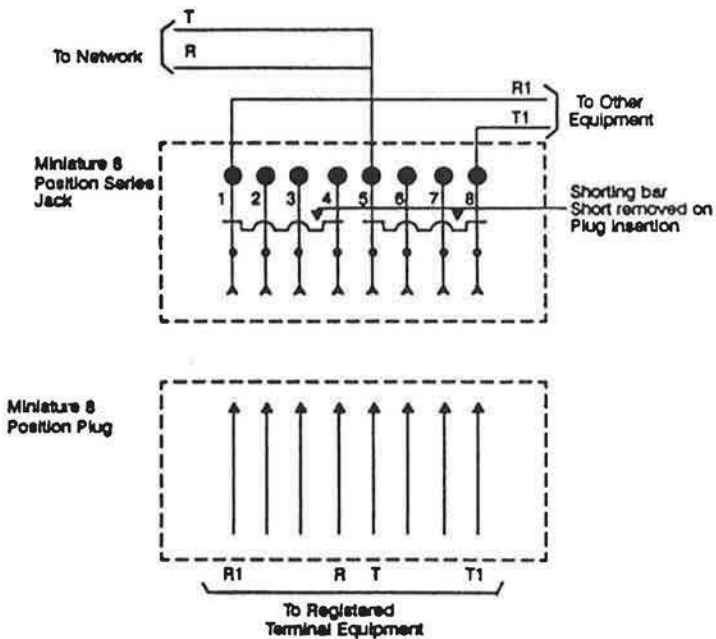
**Electrical Network Connection:** Series T/R ahead of all station equipment — conductors 2, 3, 6, and 7 reserved for telephone company use

**Universal Service Order Code:** RJ31X

**Mechanical Arrangement:** Miniature 8-position series jack

**Typical Usage:** Alarm reporting devices

**Wiring Diagram:**



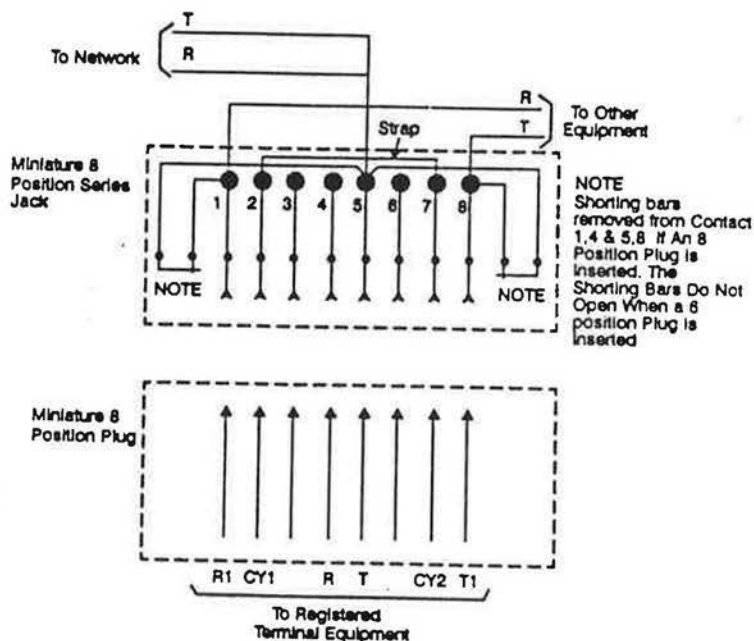
Continued on next page

**Exhibits of Standard Network Interface Jacks, continued**

**Exhibit: RJ38X**

**Series Single-Line T/R with Continuity Circuit**

- Electrical Network Connection:** Series T/R ahead of all station equipment with continuity circuit
- Universal Service Order Code:** RJ38X
- Mechanical Arrangement:** Miniature 8-position series jack
- Typical Usage:** Alarm reporting devices and similar systems
- Wiring Diagram Note:** Add strap between terminals 2 and 7



Continued on next page

Exhibits of Standard Network Interface Jacks, continued

Exhibit: RJ4MB

Single-Line Data with Make Busy, Keyed & Programmed

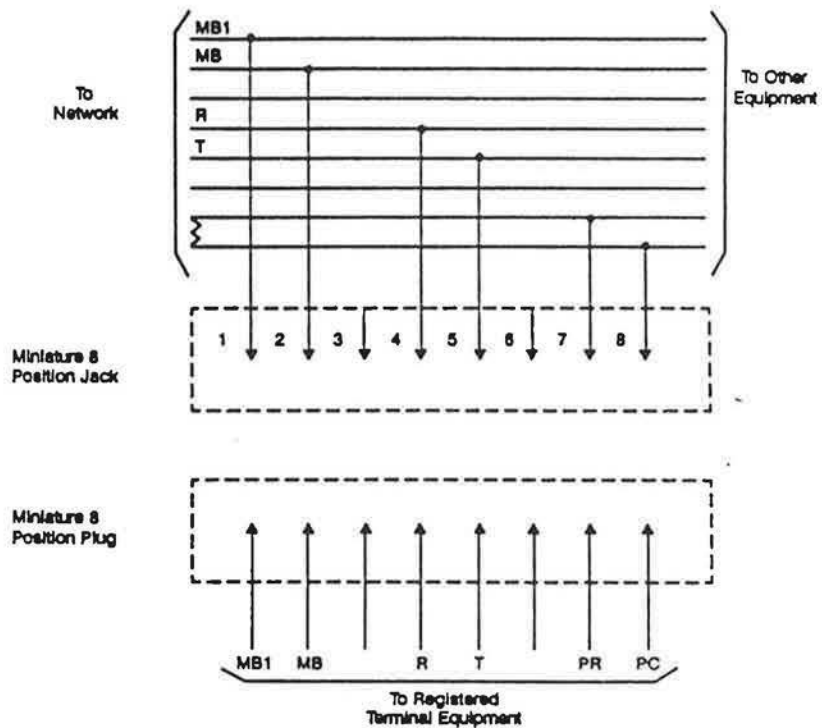
Electrical Network Connection: T/R

Universal Service Order Code: RJ4MB

Mechanical Arrangement: Miniature 8-position keyed modular jack equipped with make-busy leads

Typical Usage: Connection of exchange access lines to programmed data terminal equipment, equipped with make-busy leads

Wiring Diagram:



Continued on next page

**Exhibits of Standard Network Interface Jacks, continued**

---

**Exhibit: RJ41M**

**Multiple Bridged T/R; 8-Position Keyed  
Data Jack - Universal**

<b>Electrical Network Connection:</b>	Multiple-line bridged T/R
<b>Universal Service Order Code:</b>	RJ41M
<b>Mechanical Arrangement:</b>	Up to 8 miniature, 8-position keyed jacks in multiple-mounting arrangement (this USOC is implemented with the 103A apparatus mounting)
<b>Typical Usage:</b>	Multiple installations of fixed loss loop or programmed types of data equipment
<b>Wiring Diagram:</b>	Multiple arrangements of RJ41S

See page 3-95 for wire diagram

---

Continued on next page

**Exhibits of Standard Network Interface Jacks**, continued

**Exhibit: RJ41S**

**Bridged T/R; 8-Position Keyed Data Jack - Universal**

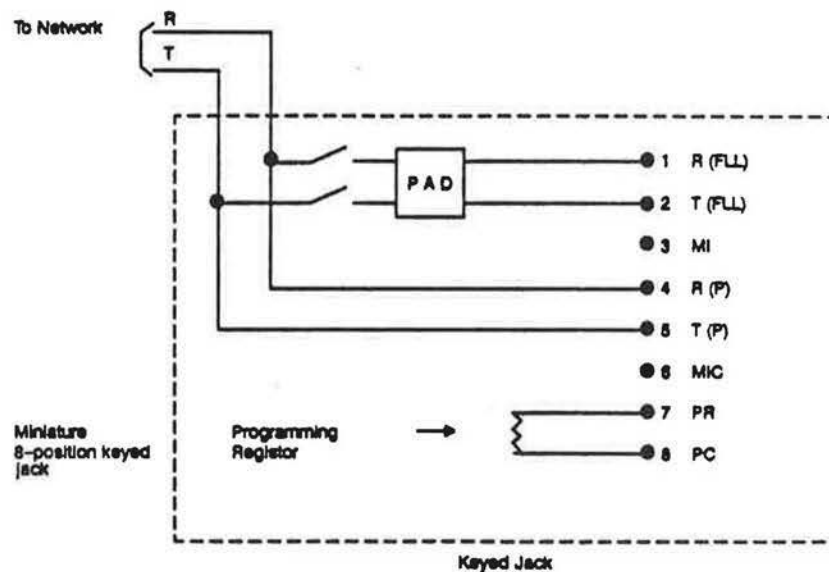
**Electrical Network Connection:** Single-line bridged T/R

**Universal Service Order Code:** RJ41S

**Mechanical Arrangement:** Single-miniature 8-position keyed jack for surface mounting

**Typical Usage:** Universal jack for fixed loss-loop (FLL) or programmed (P) types of data equipment

**Wiring Diagram:**



Continued on next page

**Exhibits of Standard Network Interface Jacks, continued**

---

**Exhibit: RJ45M**

**Multiple-Bridged T/R; 8-Position Keyed  
Data Jack - Programmed**

<b>Electrical Network Connection:</b>	Multiple-line bridged T/R
<b>Universal Service Order Code:</b>	RJ45M
<b>Mechanical Arrangement:</b>	Up to 8 miniature 8-position keyed jacks in multiple-mounting arrangement
<b>Typical Usage:</b>	Multiple installations of programmed types of data equipment (this USOC is implemented with the 103A apparatus mounting)
<b>Wiring Diagram:</b>	Multiple arrangement of RJ45S

See page 3-97 for wire diagram

---

Continued on next page

Exhibits of Standard Network Interface Jacks, continued

Exhibit: RJ45S

**Bridged T/R;  
8-Position Keyed Data Jack - Programmed**

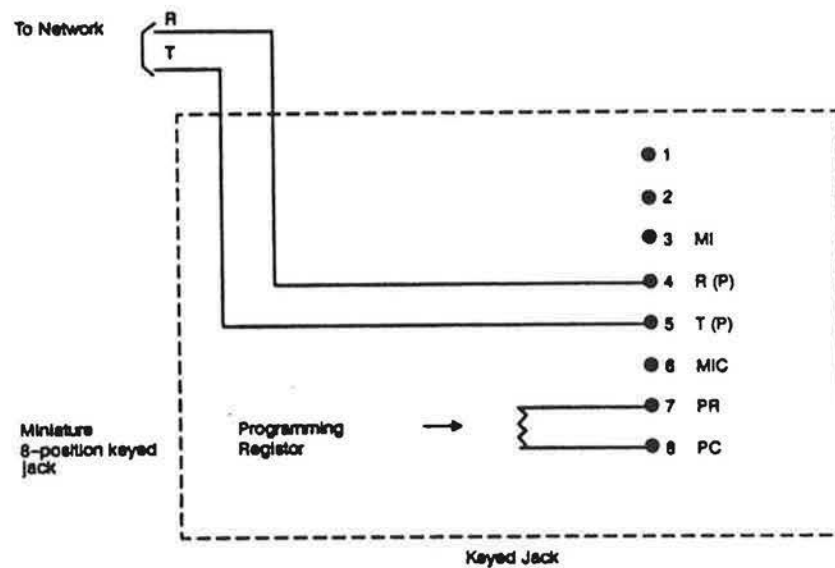
**Electrical Network Connection:** Single-line bridged T/R

**Universal Service Order Code:** RJ45S

**Mechanical Arrangement:** Single-miniature 8-position keyed jack for surface mounting

**Typical Usage:** Programmed data equipment

**Wiring Diagram:**



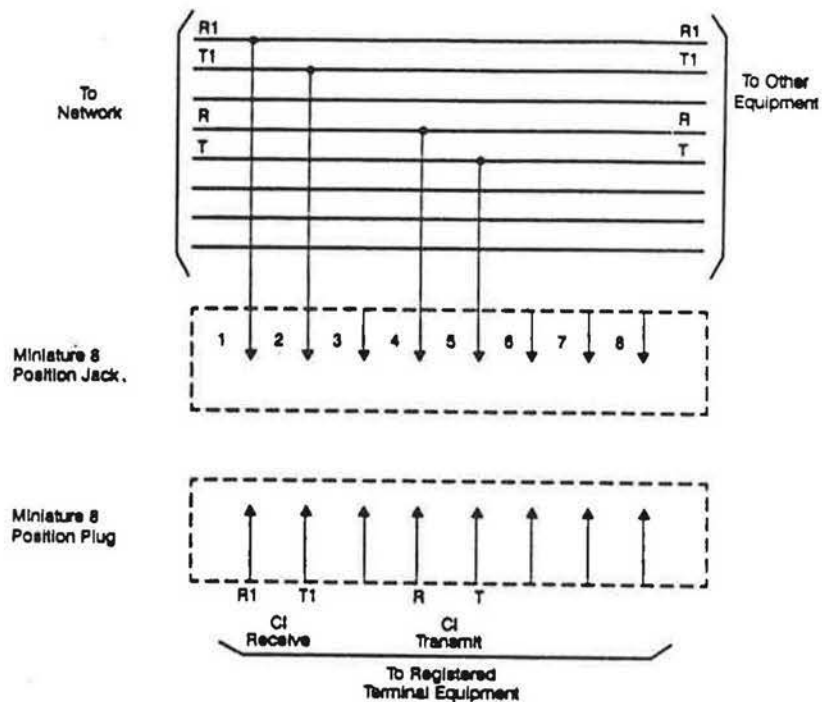
Continued on next page

Exhibits of Standard Network Interface Jacks, continued

Exhibit: RJ48C

T/R: T1 R1; 8-Position Jack

**Electrical Network Connection:** T/R and T1/R1  
**Universal Service Order Code:** RJ48C  
**Mechanical Arrangement:** Miniature 8-position modular jack  
**Typical Usage:** Connecting to 1.544 Mbps digital service  
**Wiring Diagram:** T/R — Customer transmit to network  
T1/R1 — Customer receive from network



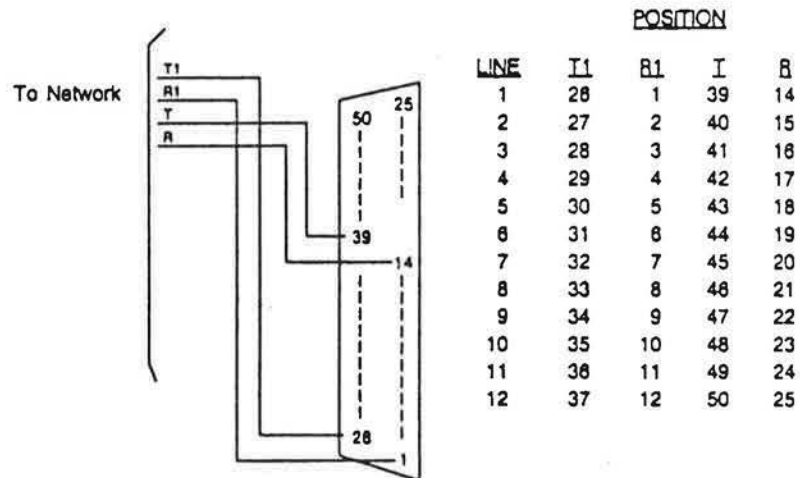
Continued on next page

Exhibits of Standard Network Interface Jacks, continued

Exhibit: RJ48H

T/R and T1/R1; 50-Position Miniature Ribbon Jack

- Electrical Network Connection:** Twelve 4-wire circuits; T/R and T1/R1
- Universal Service Order Code:** RJ48H
- Mechanical Arrangement:** Miniature 50-position ribbon jack
- Typical Usage:** Connecting to twelve 1.544 Mbps digital lines
- Wiring Diagram:** T/R — Customer transmit to network  
 T1/R1 — Customer receive from network  
 The telephone company will wire lines to the connector in the sequence designated by the customer.



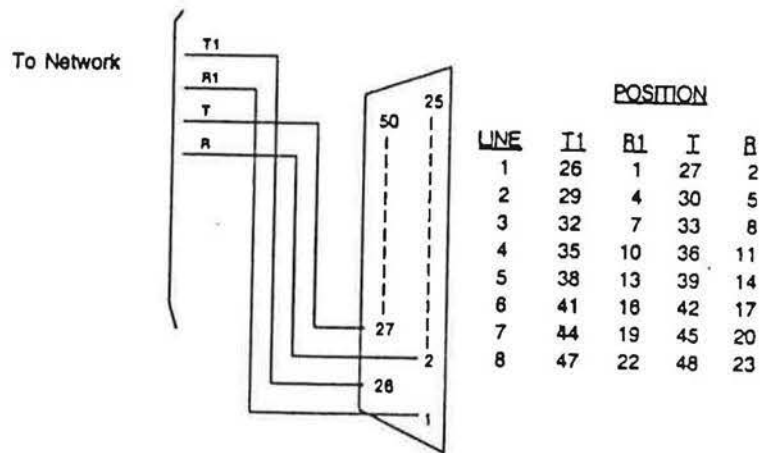
Continued on next page

**Exhibits of Standard Network Interface Jacks, continued**

**Exhibit: RJ48M**

**T/R and T1/R1; 50-Position Miniature Ribbon Jack**

- Electrical Network Connection:** Eight 4-wire circuits; T/R and T1/R1
- Universal Service Order Code:** RJ48M
- Mechanical Arrangement:** Miniature 50-position ribbon jack
- Typical Usage:** Connecting to eight 1.544 Mbps digital lines
- Wiring Diagram:** T/R — Customer transmit to network  
 T1/R1 — Customer receive from network  
 The telephone company will wire lines to the connector in the sequence designated by the customer.



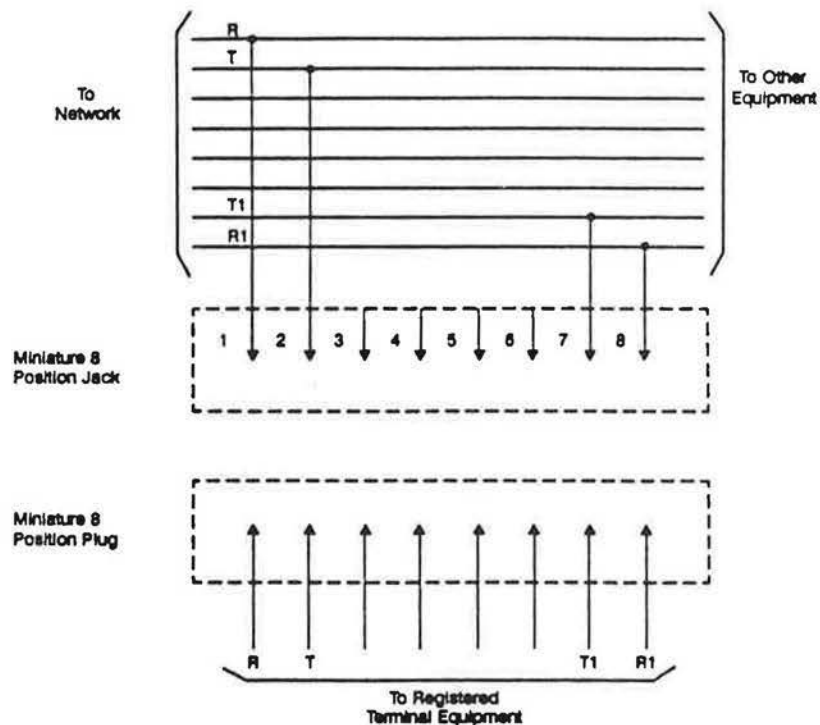
Continued on next page

Exhibits of Standard Network Interface Jacks, continued

Exhibit: RJ48S

T/R: T1 R1; 8-Position Keyed Jack

**Electrical Network Connection:** One- or two-line T/R or T/R, T1 R1  
**Universal Service Order Code:** RJ48S  
**Mechanical Arrangement:** Miniature 8-position keyed jack  
**Typical Usage:** Local-area data channels/subrate digital services  
**Wiring Diagram:** T/R — Customer transmit to network  
T1/R1 — Customer receive from network



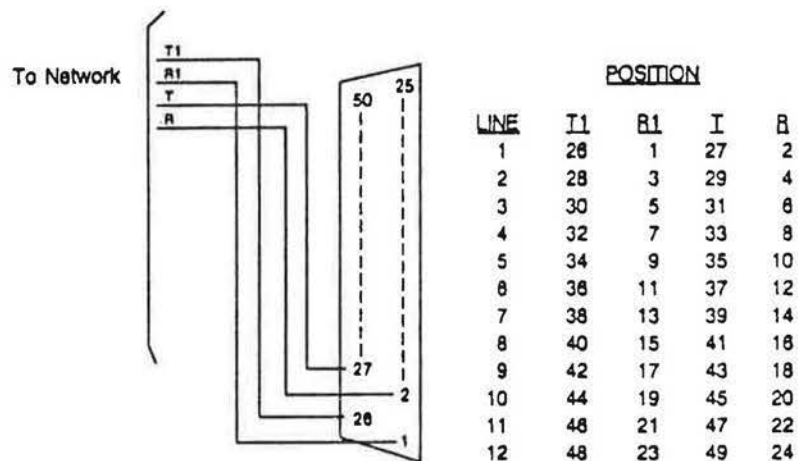
Continued on next page

**Exhibits of Standard Network Interface Jacks, continued**

**Exhibit: RJ48T**

**T/R: T1/R1; 50-Position Jack**

- Electrical Network Connection:** 25 T/R or 12 T/R, T1 R1
- Universal Service Order Code:** RJ48T
- Mechanical Arrangement:** Miniature 50-position ribbon jack
- Typical Usage:** Local-area data channels or subrate digital services
- Wiring Diagram:** T/R — Customer transmit to network  
 T1/R1 — Customer receive from network  
 The telephone company will wire lines to the connector in the customer's designated sequence.



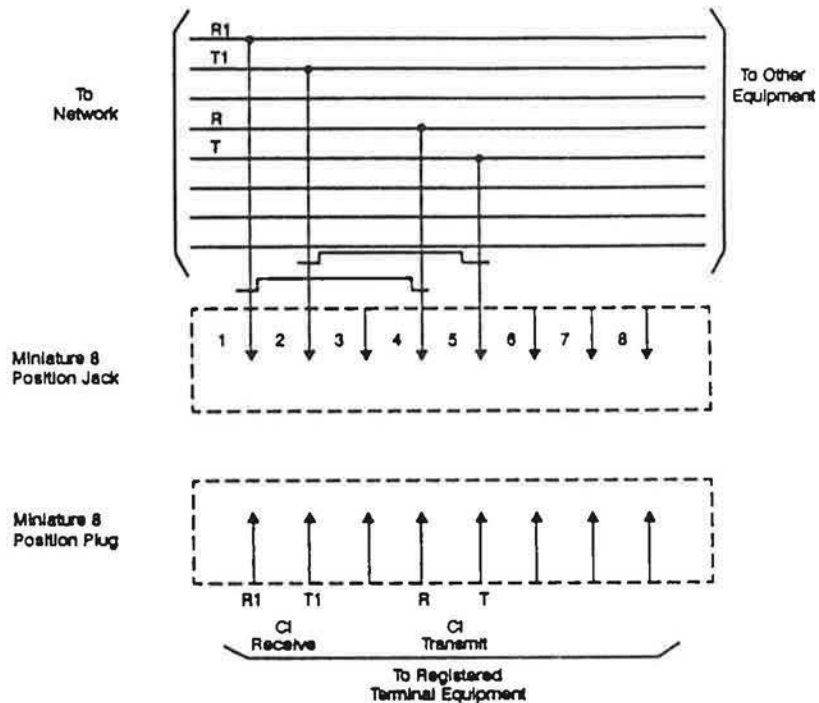
Continued on next page

Exhibits of Standard Network Interface Jacks, continued

Exhibit: RJ48X

T/R and T1/R1; 8-Position Jack with Shorting Bars

- Electrical Network Connection:** T/R and T1/R1
- Universal Service Order Code:** RJ48X
- Mechanical Arrangement:** Miniature 8-position modular jack with shorting bars
- Typical Usage:** Connecting to 1.544 Mbps digital lines
- Wiring Diagram:** Short removed upon insertion of plug  
T/R — Customer transmit to network  
T1/R1 — Customer receive from network



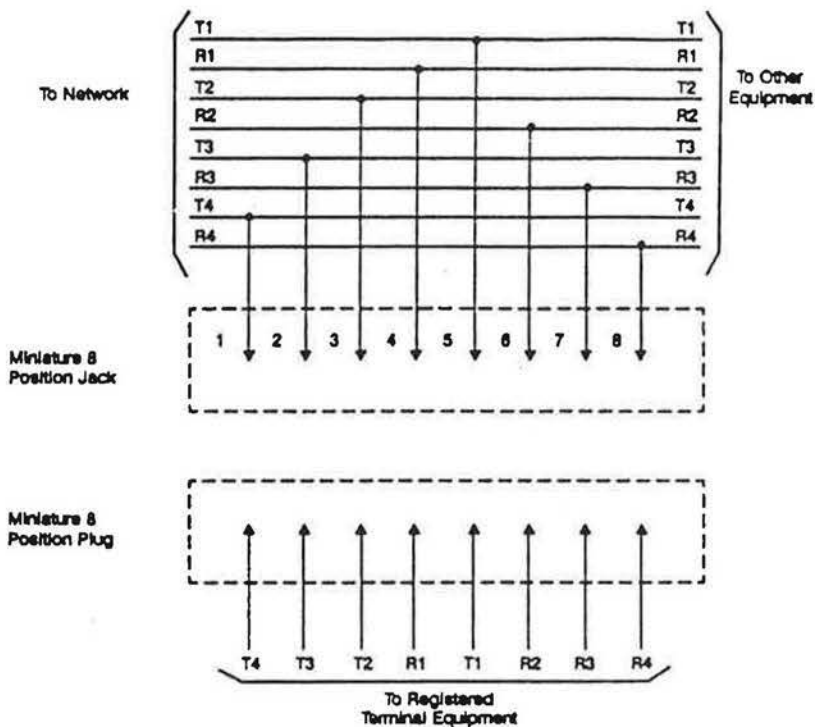
Continued on next page

**Exhibits of Standard Network Interface Jacks**, continued

**Exhibit: RJ61X**

**Bridged T/R for up to 4 Lines; 8-Position Jack**

- Electrical Network Connection:** Up to 4 lines bridge T/R
- Universal Service Order Code:** RJ61X
- Mechanical Arrangement:** Miniature 8-position jack with shorting bars
- Typical Usage:** Four-line non-key telephone sets, ancillary devices and key telephone systems
- Wiring Diagram:** The telephone company will wire the lines in the customer-designated sequence.



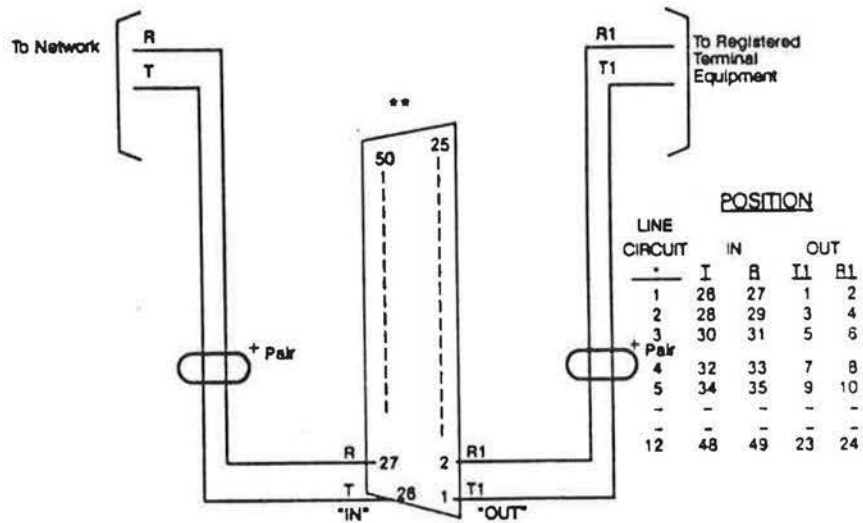
Continued on next page

Exhibits of Standard Network Interface Jacks, continued

Exhibit: RJ71C

Series Multiple T/R; 50-Position Ribbon Jack

- Electrical Network Connection:** Multiple-line series T/R
- Universal Service Order Code:** RJ71C
- Mechanical Arrangement:** Miniature 50-position ribbon jack
- Typical Usage:** Series devices such as toll restrictors, connected to multiple lines
- Wiring Diagram:** When the jack is ordered, the customer must specify the sequence in which the lines are to be connected to the jack.




- \*\* A manual bridging plug is also provided but not shown here. The bridging plug is inserted by the customer when the registered series equipment is removed. Please note that an automatic restoral arrangement is under development and will eliminate the need for the bridging plug.
- \* This cable is not terminated in the conventional manner. (i.e. pair on 26/1, etc) pair one "IN" is 26 & 27 and pair one "OUT" is 1 & 2.

Continued on next page

Exhibits of Standard Network Interface Jacks, continued

Exhibit: RJ71C



Wiring of 7008-66-B1-12 Jack

Continued on next page

**Exhibits of Standard Network Interface Jacks**, continued

**Exhibit: JM8**

**Non-Registered Voice Band Analog  
 Private-Line Services**

**Electrical Network Connection:** Single private line T/R; T/R, T1 R1 with or without loopback indication

**Universal Service Order Code:** JM8

**Mechanical Arrangement:** Minimodular 8-position keyed jack

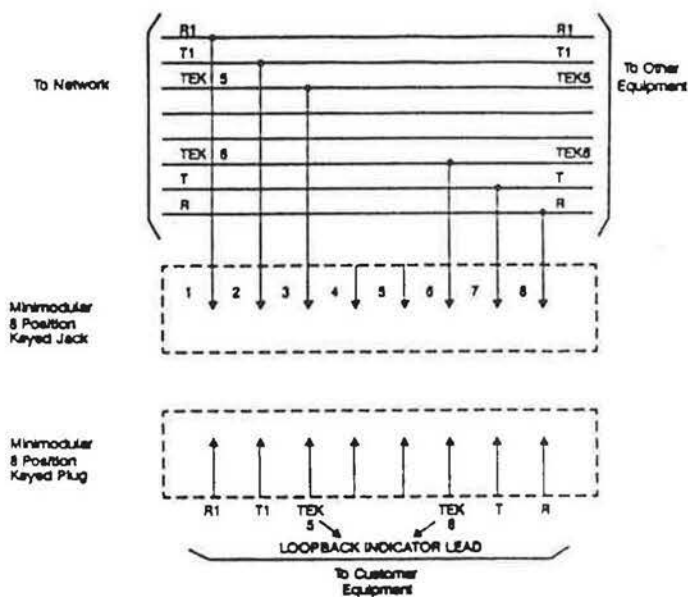
**Typical Usage:** Nonregistered voice-band analog private-line equipment

**Wiring Diagram:** T/R — Customer receive from network  
 T1/R1 — Customer transmit to network

*Note:* Customer to specify one of the following service options:

- 2-Wire Operation
- 4-Wire Operation w/o TEK leads
- 4-Wire Operation w/TEK leads

*Pins 1 & 2 are the customer pair when the channel is configured for 2-wire operation.*



## Intermixing Concept

---

### General

Under the FCC registration program, the intermixing concept allows all lines (MTS/WATS, Category I, and Category III) to be mixed within a jack provided by the telephone company.

---

### Jack Limitations

The scope of intermixing is limited to the following jacks:

#### Intermixable Jacks

---

RJ11C	RJ25C	RJ2EX	RJ2MB
RJ14C	RJ61X	RJ2FX	
RJ18C	RJ1DC	RJ2GX	
RJ21X	RJ2DX	RJ2HX	

---

### Rule Limitations

The fundamental rules are structured so that intermixing is allowed only

- for lines that have the lead structure clearly defined, for example, T, R, E, or M
  - in jacks for which the lead structure can be accommodated. (See intermixable jacks.)
- 

### Skip Positioning

With the intermix concept stated above, and the requirement that the vendors supply both the service code and FIC, as appropriate on a line-position basis, skip positioning will be allowed on the above jacks.

---

Continued on next page

**Intermixing Concept**, continued

**Identifying Intermixable Codes and Jacks**

The following matrix identifies the intermixable codes and jacks.

*Note:* The (X) indicates a valid FIC or Service within the jack.

FIC & SERVICES	R	R	R	R	R	R	R	R	R	R	R	R	R
	J	J	J	J	J	J	J	J	J	J	J	J	J
	1	1	1	2	2	6	1	2	2	2	2	2	2
	1	4	8	1	5	1	D	D	E	F	G	H	M
	C	C	C	X	C	X	C	X	X	X	X	X	B
2-Wire MTS & WATS	X	X	X	X	X	X	X	X	X	X	X	X	X
2-Wire FX	X	X	X	X	X	X	X	X	X	X	X	X	X
2-Wire CCSA	X	X	X	X	X	X	X	X	X	X	X	X	X
MX13X-Message Registration	X	X	X	X	X	X	X	X	X	X	X	X	X
AX15X - AIOD	X	X	X	X	X	X	X	X	X	X	X	X	X
OL13A - OPS	X	X	X	X	X	X	X	X	X	X	X	X	X
OL13B - OPS	X	X	X	X	X	X	X	X	X	X	X	X	X
OL13C - OPS	X	X	X	X	X	X	X	X	X	X	X	X	X
TL11M & TL11E									X	X	X	X	
TL12M & TL12E										X		X	
TL31M & TL31E											X	X	
TC31M & TC31E											X	X	
TL32M & TL32E												X	
TC32M & TC32E												X	
4-Wire MTS/WATS							X	X			X	X	
4-Wire FX/FCO							X	X			X	X	
Maximum Number of FIC or Services Per Jack	1	2	1	25	3	4	1	12	12	8	8	6	12

**Line Position Assignment**

When a line position is assigned in a jack and the circuit assigned uses less than its full allocation of leads for the line position, the remaining leads (pins) cannot be assigned since the lead structure of the jack would be changed. The following five exhibits provide examples of how this policy applies to the jacks (that is, RJ2EX, RJ2GX, RJ2FX, RJ2HX, RJ2DX).

Continued on next page

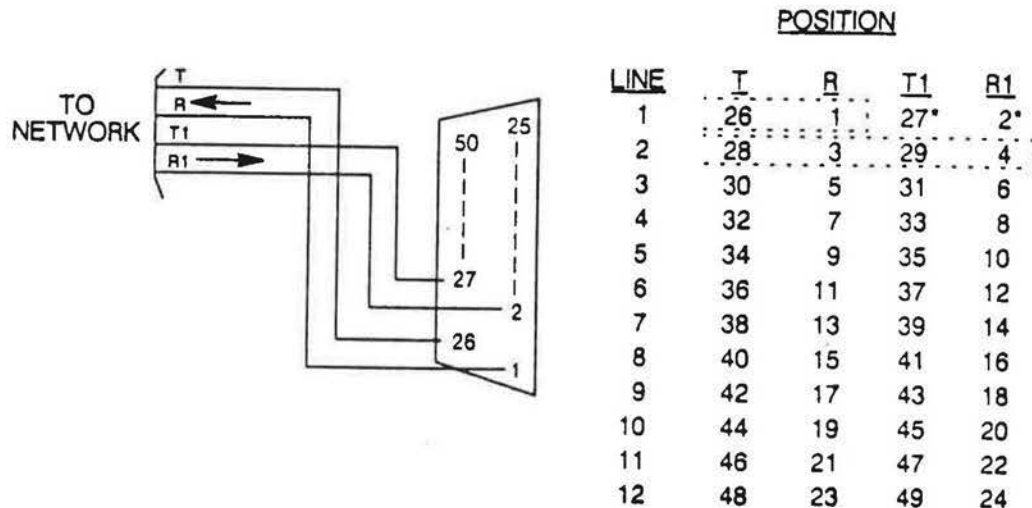
Intermixing Concept, continued

Exhibit: USOC  
 RJ2DX

Up to 12 Bridged 4-Wire T/R and T1/R1 Exchange Lines

- Electrical Network Connection:** Multiple-line bridged 4-wire T/R and T1/R1
- Universal Service Order Code:** RJ2DX
- Mechanical Arrangement:** Miniature 50-position ribbon connector
- Typical Usage:** Terminal equipment and systems requiring 4-wire exchange access, typically PBX, ACD, and so forth

**Diagram Note:** At the time that the jack is ordered, the customer must specify the sequence in which the lines are to be connected to the jack.



*Note:* The remaining pin connections in a position cannot be used once this circuit position is assigned to a service requiring less than all the leads associated with the position.

Continued on next page

**Intermixing Concept, continued**

**Exhibit: USOC  
 RJ2EX**

**Up to 12 Bridged Tie Trunks, 2-Wire T/R, E&M Type I Signaling**

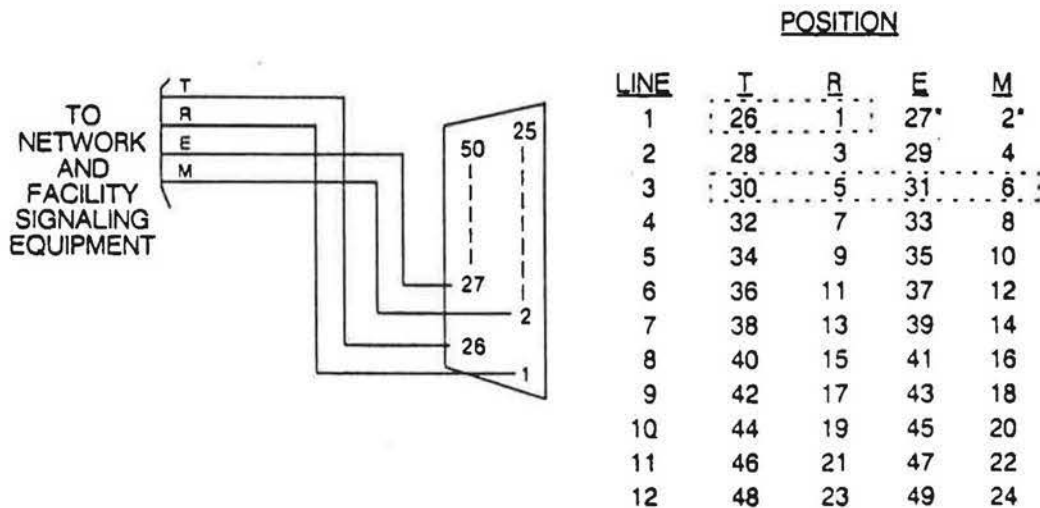
**Electrical Network Connection:** Multiple 2-wire tie trunks with E&M Type I signaling

**Universal Service Order Code:** RJ2EX

**Mechanical Arrangement:** Miniature 50-position ribbon jack

**Typical Usage:** PBXs, channel-derivation devices,  
 and similar systems

**Wiring Diagram Note:** At the time that the jack is ordered, the customer must specify the sequence in which the lines are to be connected to the jack.



*Note:* The remaining pin connections in a position cannot be used once this circuit position is assigned to a service requiring less than all the leads associated with the position.

Continued on next page

**Intermixing Concept**, continued

**Exhibit: USOC  
 RJ2FX**

**Up to 8 Bridged Tie Trunks, 2-Wire T/R, E&M Type II Signaling**

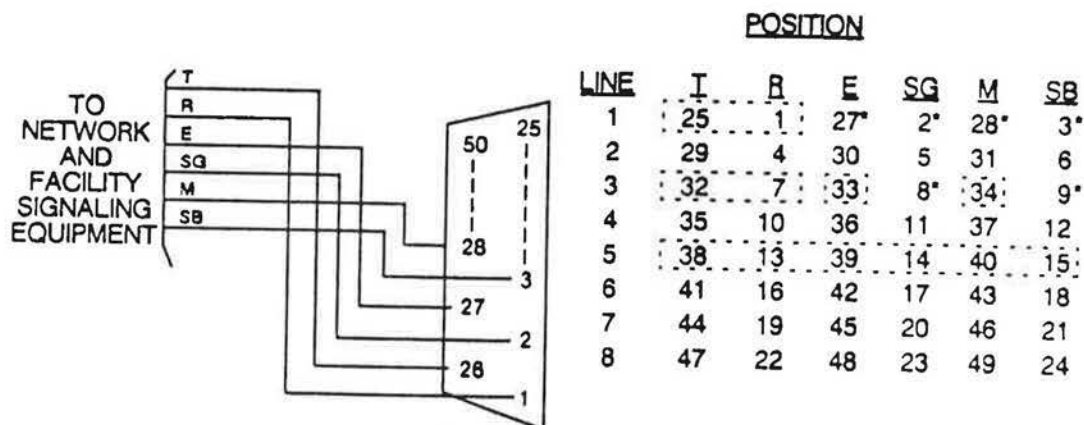
**Electrical Network Connection:** Multiple 2-wire tie trunks with E&M Type II signaling

**Universal Service Order Code:** RJ2FX

**Mechanical Arrangement:** Miniature 50-position ribbon jack

**Typical Usage:** PBXs, channel-derivation devices, and similar systems

**Wiring Diagram Note:** At the time that the jack is ordered, the customer must specify the sequence in which the lines are to be connected to the jack.



*Note:* The remaining pin connections in a position cannot be used once this circuit position is assigned to a service requiring less than all the leads associated with the position.

Continued on next page

Intermixing Concept, continued

Exhibit: USOC  
 RJ2GX

Up to 8 Bridged Tie Trunks, 4-Wire T/R and T1/R1,  
 E&M Type I Signaling

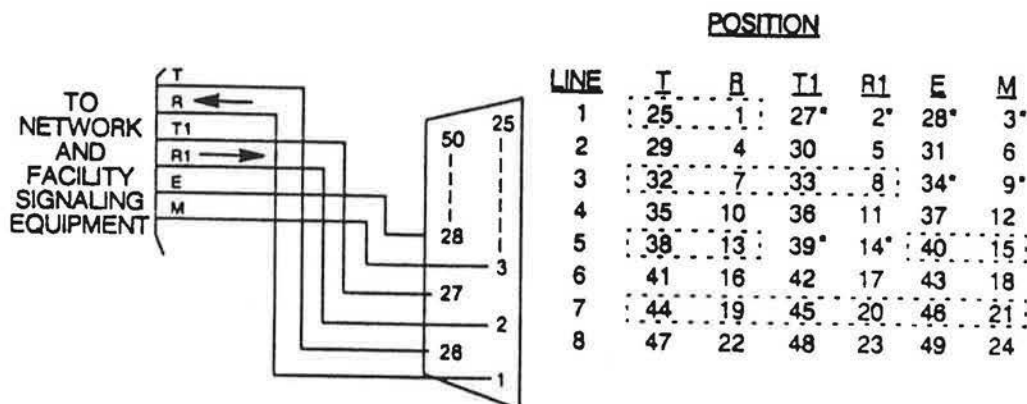
**Electrical Network Connection:** Multiple 4-wire tie trunks with E&M Type I signaling

**Universal Service Order Code:** RJ2GX

**Mechanical Arrangement:** Miniature 50-position ribbon jack

**Typical Usage:** PBXs, channel derivation devices  
 and similar systems

**Wiring Diagram Note:** At the time that the jack is ordered, the customer must specify the sequence in which the lines are to be connected to the jack.



*Note:* The remaining pin connections in a position cannot be used once this circuit position is assigned to a service requiring less than all the leads associated with the position.

Continued on next page

Intermixing Concept, continued

Exhibit: USOC  
 RJ2HX

Up to 6 Bridged-Tie Trunks, 4-Wire T/R and T1/R1,  
 E&M Type II Signaling

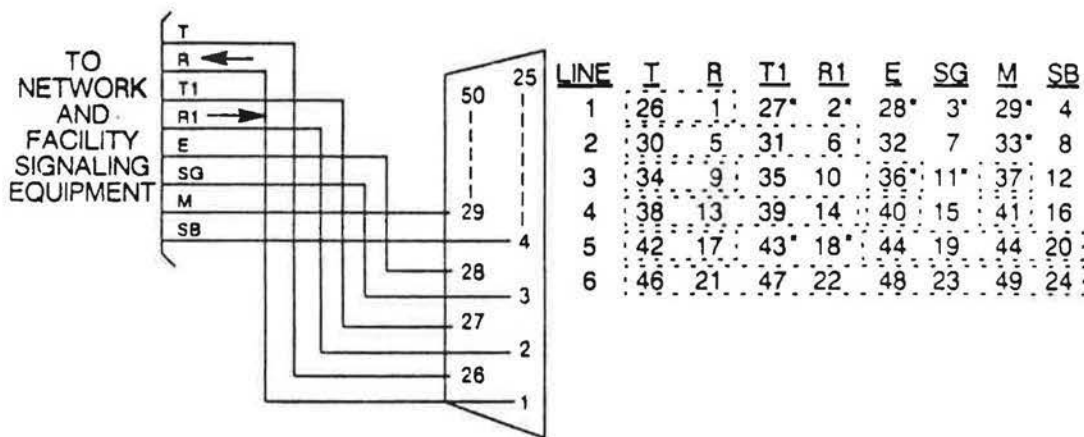
**Electrical Network Connection:** Multiple 4-wire tie trunks with E&M Type II signaling

**Universal Service Order Code:** RJ2HX

**Mechanical Arrangement:** Miniature 50-position ribbon jack

**Typical Usage:** PBXs, channel-derivation devices  
 and similar systems

**Wiring Diagram Note:** At the time that the jack is ordered, the customer must specify the sequence in which the lines are to be connected to the jack.



*Note:* The remaining pin connections in a position cannot be used once this circuit position is assigned to a service requiring less than all the leads associated with the position.

## Section G

### Test Line Access Capabilities

#### General

---

#### Background

Effective April 1, 1983, certain test line access capabilities of Ameritech were made available to customers, vendors, and equipment suppliers.

*Note:* All types of testing may not be available in all Ameritech Companies.

---

#### Purpose

Under the VSC program, recipients can use these capabilities to test Ameritech public switched network services emanating from their central office exchanges.

---

#### Expanding Capabilities

Test line access capabilities will extend into ten different categories.

Each of the ten categories is subject to what currently is operationally available within each telephone company's central office exchanges.

---

## Authorized Test Lines

### Number of Authorized Lines

Ten test lines have been authorized for access by the telecommunications industry.

### Test Line Details

No.	Test Line	Detailed Description
1	100-Type Test Line (Balance/Quiet) — there are two general versions  <ul style="list-style-type: none"> <li>• Older version</li> <li>• Newer version</li> </ul>	Provides only a quiet termination that can be used for balance and noise testing.  Provides a 1 kHz or 1004 Hz tone for one-way loss measurements in addition to a quiet termination.
2	102-Type Test Line — Milliwatt	Provides a 1 kHz or 1004 Hz tone for one-way loss measurements.
3	Synchronous Test Line	Provides marginal tests of the supervisory and tripping functions, for offices where those features are in the incoming-trunk relay equipment.
4	Nonsynchronous Test Line	Provides an operational test that is not as complete as the synchronous test but can be made more rapidly.

Continued on next page

**Authorized Test Lines**, continued

**Test Line  
Details**  
(continued)

No.	Test Line	Detailed Description
5	105-Type Automatic-Transmission Measuring Test Lines	Provides far-end access to a responder and permits two-way measurements to be made on trunks from an appropriately equipped near-end location.
6	107-Type Data-Transmission Test Line	Provides a programmed sequence of test signals for one-way testing of parameters that affect voice and voiceband data transmission.
7	Short Circuit Test Lines	Provides an alternating current (AC) short circuit to an incoming line or trunk.
8	Open Circuit Test Lines	Provides an AC open circuit to an incoming line or trunk.
9	Loop Around Test Line	Provides for the interconnection of two lines or trunks to facilitate two-way loss measurements from the distant end.
10	Ring Back	Provides a test ring at the subscribers location.

## Bellcore Documentation

---

### Technical Reference for Test Lines

Bellcore Technical Reference, PUB 60101, select code 326-163, December 1982, provides detailed information on test lines.

Vendors should be familiar with this particular technical reference to fully understand the functions and operations of the available test lines.

---

### Purchasing a Bellcore Technical Reference

A Bellcore technical reference can be purchased by submitting a formal request to the following location:

Bellcore  
Information Delivery Operations Center  
60 New England Avenue  
Piscataway, NJ 08854-4196

OR

verbal requests may be made by calling the

Documentation Hotline: 201 699-5800

Toll Free Number: 1-800-521-CORE

---

### Information to Include

When placing either written or verbal orders, please state the document number and title of the publication(s) you want to order.

---

### Terms of Payment

All orders must be prepaid. No publications are shipped before Bellcore receives payment.

*Note:* Bellcore's *Catalog of Technical Information* is a no-charge publication, and the single exception.

---

Continued on next page

**Bellcore Documentation, continued**

**Means of  
Payment**

---

Checks should be made payable to Bellcore or Bell Communications Research, Inc.

Bellcore accepts many major credit or cash cards for placing written or verbal orders.

**Catalog of  
Technical  
Information**

---

Bellcore's *Catalog of Technical Information* lists all of Bellcore's available documents, a brief summary of each, and prices.

<u>Publication No.</u>	<u>Title</u>	<u>Price</u>
SR-TSY-000264 (formerly Cat 10000)	Catalog of Technical Information	No Charge

---

## Test Line Information

---

### Tariff Charges

Access to the test lines is charged at the rate (message unit, etc.) for the call, where such charges are applicable.

---

### Operating Company Test Line Coordinator

Ameritech has a centralized test line coordinator to provide telephone numbers that are associated within each Ameritech exchange. Telephone numbers for the Ameritech test line coordinator are listed below:

#### Test Line Coordinator Numbers

Illinois	312 220-2600
Indiana	317 265-2443
Michigan	313 691-9762
Ohio	216 822-4255
Wisconsin	414 678-3185

---

### Reporting Test Line Trouble

Report trouble conditions with the test line numbers to the normal trouble-reporting number serving that exchange.

---

### Possible Misuse and/or Abuse

All parties (telephone company personnel, customers, vendors, equipment suppliers, and so forth) are to share the available test lines.

Any misuse and/or abuse (such as using test lines for purposes not specified in Bellcore TR 60101 or monopolizing the lines) may deprive others from ready access and use of the available test lines.

---

## **Section H**

### **Trouble Reporting/Resolution and Joint Testing**

#### **Trouble Reporting**

---

##### **Vendors Placing Repair Calls**

To provide continuous quality service with a minimum of inconvenience to the customer, Ameritech accepts repair calls from vendors on behalf of mutual customers.

---

##### **Vendor Benefits**

The vendors act as the single point-of-contact for resolving trouble with their equipment or any associated network services.

The vendor can conveniently meet the customer's total needs in telecommunications maintenance.

---

Continued on next page

**Trouble Reporting**, continued

**Ameritech  
Groups that  
Handle Trouble  
Conditions**

Group	Action
Centralized Repair Service Attendants Bureau (CRSAB)	<p>This group is responsible for accepting trouble reports from vendors acting on behalf of the customer. The CRSAB</p> <ul style="list-style-type: none"><li>• receives the report</li><li>• advises the vendor when the trouble condition is expected to be cleared</li><li>• refers the trouble case to the appropriate center for resolution.</li></ul> <p>— Illinois Bell: 312 606-2980 — Indiana Bell: 317 556-3000 — Michigan Bell: 221-3131 — Ohio Bell: 800 572-4747 — Wisconsin Bell: 611</p>

## Vendor Responsibilities

---

### Procedure for Reporting Trouble Conditions

Vendors who are reporting trouble to the CRSAB should provide the following information:

- Vendor identification — for example, "I am a vendor reporting trouble for my customer."
- Customer name, and main telephone number, and telephone number that is in trouble — include trunk or terminal number(s)
- Customer name and address of reported telephone number (line with trouble)
- Clear description of the trouble condition, for example
  - no dial tone
  - cannot be called (busy, ring no answer)
  - gets cut off
  - hear others on line
  - can't hear or be heard
  - noisy
- Vendor name and contact person — the technical contact
- Vendor company name and address
- Telephone number and/or pager number for the vendor-contact person.

---

### Request for Trouble Resolution

If the vendor has a trouble condition that is not being resolved in a timely manner, or was not resolved to the customer's satisfaction, the vendor should notify the VSC.

---

Continued on next page

**Vendor Responsibilities**, continued

**Validity of a  
 Trouble  
 Condition**

IF . . .	THEN the Vendor's Responsibility Is to . . .
a trouble condition occurs	<ul style="list-style-type: none"> <li>• verify that the trouble was initially reported to CRSAB using the trouble reporting procedure</li> <li>• interface with the VSC to resolve the trouble condition.</li> </ul>
a service order is improperly handled	identify whether the original service request was accurate.
the service requested differs from the service performed (such as, connecting rotary signaling rather than Touch Tone, establishing trunks as loop start rather than ground start, etc.)	contact the VSC to resolve the problem.
the order requires changes or updates	contact the VSC to renegotiate the order.

**Predeter-  
 mination  
 Testing**

The vendor is responsible for performing predetermination tests prior to requesting assistance in joint testing of a line. The vendor should be on the customer's premises and have performed preliminary tests on the customer's equipment. The contact with Ameritech will be to determine where the trouble is isolated (that is, the customer-premises equipment or the network portion of the line).

Continued on next page

## Vendor Responsibilities, continued

---

### Joint Testing

If vendors perform predetermination tests and still cannot isolate the trouble, an Ameritech technician may be sent to the customer premises to assist with testing. This action may cease in those cases where the joint testing results in a line/loop test "OK".

---

### When Trouble is Isolated to the Network

When the joint testing isolates the trouble to the network portion of the line/loop, Ameritech will advise the vendors when the trouble resolution is expected.

---

### How to Request Joint Testing

Vendors should call the CRSAB and use the trouble-reporting procedure (I am a vendor requesting joint testing, etc.) and include some identification of their technician.

*Note:* Requests for test assistance should be made only after normal isolation work has been performed by the vendor. Requests for joint testing of special-service network services (for example, WATS, circuits, etc.) are negotiated and scheduled on an individual case basis.

---

### Isolating the Trouble Condition

When the vendor cannot isolate the trouble condition through normal testing procedures, Ameritech may field dispatch a technician to the customer's premises. The technician will verify the line/loop condition at the protector/network interface, clear the fault, and perform the appropriate transmission tests.

---

Continued on next page

**Vendor Responsibilities**, continued

---

**Vendor  
Notification of  
Trouble  
Resolution**

After the trouble is cleared, or found to be "OK", Ameritech will report the resolution to the vendor.

Ameritech is responsible for notifying the vendor upon resolution or close out of trouble reports regarding all "Test OK" and non-multiple central office type trouble conditions.

*Note:* On the occasion that a vendor cannot be reached, the customer records in the CRSAB will be noted to that effect.

---

**Section I  
Sale/Maintenance of Inside Wire**

See State Specific Section.

**Installation and Maintenance  
AM TR-CSO-000088  
Issue 1, January 1992**

**Ameritech Services  
Vendor Service Center  
Information Handbook**

**Reserved for Future Use**

## Appendix: Bellcore Technical Documents

### Partial Selection of Technical Documents

The following table of Technical References pertain to the FCC Registration Program. Other publications are referenced because they relate to the exchange network and its technical parameters. Vendors may find these materials useful while working with the VSCs. However, this listing does not replace all of the references and descriptive materials contained within the CAT 10000.

### Bellcore Technical Reference Publications (Predivestiture)

Reference Number	Document Title	Issue Date
PUB 62411	High Capacity Digital Service Channel Interface Specifications (Replaces PUB 41451)	September 1983  Addendum December 1981
PUB 43001	Functional Criteria - Voice Frequency Terminating Equipment - Metallic Facilities Central Offices	November 1982
PUB 43101	Voice Grade Entrance Facilities for Extending Customer-Provided Communications Channels	May 1969
PUB 43201	Private line Interconnection Voice Applications	June 1970  Addendum December 1981

Continued on next page

**Appendix: Bellcore Technical Documents**, continued

**Bellcore  
 Technical  
 Reference  
 Publications  
 (Predivestiture)**  
 (continued)

Reference Number	Document Title	Issue Date
PUB 43804	Network Terminal Equipment Operations Interface Specification	October 1983
PUB 47101	Standard Plugs and Jacks	September 1979
PUB 47101A	Description of Standard Registration Program Connection - Configurations Supplementary Subpart F of Part 68 of FCC Rules and Regulations	Addendum March 1983
PUB 47102	Miniature Plugs and Jacks	December 1982
PUB 62113	Network Channel Interface Specifications For Off-Premises Station Lines (PBX End) Facility Interface Codes OL13A, OL13B, and OL13C	November 1981
PUB 62114	Network Channel Interface Specifications for Tie Trunk-Like Channels Accommodating 4-Wire LossLess Registered Terminal Equipment that Originates on M-Lead Facility Interface Codes TL31M and TL32M	December 1981

Continued on next page

**Appendix: Bellcore Technical Documents, continued**

**Bellcore  
Technical  
Reference  
Publications  
(Preinvestiture)  
(continued)**

<b>Reference Number</b>	<b>Document Title</b>	<b>Issue Date</b>
PUB 62115	Network Channel Interface Specifications for Tie Trunk-Like Channels Accommodating 4-Wire Lossless Registered Terminal Equipment that Originates on E-Lead Facility Interface Codes TL31E and TL32E	December 1981
PUB 62116	Network Channel Interface Specifications for Tie Trunk-Like Channels Accommodating 2-Wire Lossless Registered Terminal Equipment that Originates on M-Lead Facility Interface Codes TL11M and TL12M	February 1982
PUB 62117	Network Channel Interface Specifications for Tie for Tie Trunk-Like Channels Accommodating 2-Wire Lossless Registered Terminal Equipment that Originates on E-Lead Facility Interface Codes TL11E and TL12E	February 1982
PUB 62118	Network Channel Interface Specifications for Tie Trunk-Like Channels Accommodating Conventional Term Set Registered Terminal Equipment that Originates on M-Lead Facility Interface Codes TC31M and TC32M	February, 1982

Continued on next page

**Appendix: Bellcore Technical Documents**, continued

**Bellcore  
Technical  
Reference  
Publications  
(Predivestiture)**  
(continued)

Reference Number	Document Title	Issue Date
PUB 62119	Network Channel Interface Specifications for for Tie Trunk-Like Channels Accommodating Conventional Term Set Registered Terminal Equipment that Originates on E-Lead Facility Interface Codes TC31M and TC32M	February 1982
PUB 62310	Digital Data System Channel Interface Specification	September 1983
PUB 62411	High Capacity Digital Service Channel Interface Specification	September 1983
PUB 62411A		Addendum October 1984

Continued on next page

**Appendix: Bellcore Technical Documents, continued**

**Bellcore  
Technical  
References**

Reference Number	Document Title	Issue Date
TR-533-23112-84-01	Description of Interface Between a 1/1A ESS <sup>TM</sup> Switching System and a Customer Premises Detail Recording System	May 1984  Revision July 1989
TR-EOP-000001	Lightning, Radio Frequency, and 60 Hz Disturbances at the Bell Operating Company Network Interface	Issue 2 June 1984 (Replaces PUB 43601)
TR-NPL-000157	Secondary Channel in the Digital Data System: Channel Interface Requirements	Issue 2 April 1986
TR-EOP-000242	Network Interface for Non-Registered Voice-Band Analog Private Line Services	May 1985
TR-NPL-000275	Notes on the BOC IntraLATA Networks - 1986	April 1986

Continued on next page

ESS is a trademark of AT&T.

**Appendix: Bellcore Technical Documents, continued**

**Bellcore  
 Technical  
 References**  
 (continued)

Reference Number	Document Title	Issue Date
TR-NPL-000334	Voice Grade Switched Access Service - Transmission Parameter Limits and Interface Combinations (Replaces PUB 62500)	June 1986 Revision 1987
TR-NPL-000335	Voice Grade Special Access Service - Transmission Parameter Limits and Interface Combinations	June 1986 Revision 1 February 1987 Revision 2 November 1987

**Bellcore  
 Technical  
 Advisory**

Reference Number	Document Title	Issue Date
TA-NPL-000912	Compatibility Information for Telephone Exchange Service (Replaces PUB 61100, which replaced PUB 47001.)	February 1989

Continued on next page

**Appendix: Bellcore Technical Documents, continued**

**Bellcore  
Technical  
Descriptions**

<b>Reference Number</b>	<b>Document Title</b>	<b>Issue Date</b>
TD 11-TT-EG	Dial Repeating Tie Trunk: Transmission Interface Type I, E/M Lead Signaling Interface Type I, with 2-Wire Terminal Transmits Ground To The E Lead)	March 1979
TD 12/11-TT-MB	Dial Repeating Tie Trunk: Transmission Interface Type I, E/M Lead Signaling Interface Type II, with 2-Wire Terminal Transmits Signal Battery Via Contact Closure to M Lead and E/M Lead Signaling Interface Type I with Facility Interface 11-TT-MB Dial Repeating Tie Trunk: Transmission Interface type 1, with 2-Wire Terminal Transmits Signal Battery to M Lead	March 1979
TD 31-TT-EG	Dial Repeating Tie Trunk: Transmission Interface Type III, E/M Lead Signaling Interface Type I, with 4-Wire Terminal Transmits Ground to the E Lead	March 1979
TD 31-TT-MB	Dial Repeating Tie Trunk: Transmission Interface Type II E/M Lead Signaling Interface Type I, with 4-Wire Terminal Transmits Signal Battery on the M Lead	March 1979

Continued on next page

**Appendix: Bellcore Technical Documents**, continued

**Bellcore  
 Technical  
 Descriptions**  
 (continued)

Reference Number	Document Title	Issue Date
TD 32-TT-MB	Dial Repeating Tie Trunk: Transmission Interface Type III, E/M Lead Signaling Interface Type II, with 4-Wire Terminal Transmits Signal Battery Via Contact Closure to M Lead	March 1979
TD 79-AIOD	Automatic Identification of Outward Dialing	March 1979
TD 79-MR	Message Registration	March 1979
TD MPLUG	Bell System Miniature Plugs and Jacks  Appendix I - Bell System Modular Connecting Blocks and Adapters for Voice and Permissive Data Equipment	August 1976  April 1980
TD NWTJ	Descriptions of Standard Registration Program Connections Configurations - Supplementing Configurations Described in Subpart F of Part 68 of the FCC Rules and Regulations	March 1983

Continued on next page

**Appendix: Bellcore Technical Documents, continued**

**Bellcore  
Compatibility  
Bulletins**

<b>Reference Number</b>	<b>Document Title</b>	<b>Issue Date</b>
CB120	Specification of PBX Customer Premises Requirements at the Interface to Central Office AIOD Facilities	February 1978
CB140	Interfaces to the Traffic Service Position System (TSPS) and Number 5 Crossbar Automatic Call Distributing Systems	Issue 3 January 1983
CB150	No. 1 Hotel Billing Information System (No. 1 HOBIS)/Centralized Credit and Refund system (CCRS) Network Autoquote Interface Specification	June 1982
CB151	General Purpose Central Office Concentrator (GPCOC) Service Network Interface Specification	December 1982

**Bellcore  
Information  
Publications**

<b>Reference Number</b>	<b>Document Title</b>	<b>Issue Date</b>
IP 10300	Engineering and Installation Documentation Guide	March 1978

Continued on next page

**Appendix: Bellcore Technical Documents**, continued

**Bellcore Special Reports**

---

Reference Number	Document Title	Issue Date
SR-TSY-000202	The New Loop Technology/Services Handbook, 1985 Edition	June 1985
SR-NPL-000248	Integrated Special Services Network (ISSN) Plan	Issue 2 July 1985 (Replaces IP 10600)

**Ordering Information for FCC Technical Documents**

---

FCC Technical Documents may be ordered by contacting the:

Government Printing Office  
Washington, DC 20402

Telephone Number (202) 783-3238

**Partial Listing of FCC Technical Documents**

---

Part 68 of Chapter I of Title 47 of the Code of Federal Regulations "Volume X of the FCC Rules and Regulations."

---

Continued on next page

**Appendix: Bellcore Technical Documents, continued**

**Ordering  
Information for  
Traffic Routing  
Administration  
(TRA) for  
Numbering Plan  
Area  
(NPA)/Central  
Office (NXX)**

---

Local exchange rating and routing information for the North American Numbering Plan is available from the Traffic Routing Administration (TRA) group of Bellcore. As part of divestiture, this group has been assigned the responsibility for collecting, compiling, processing, and distributing this information on behalf of the Bellcore Client Companies.

In addition to other products, rating information in the form of an NPA/NXX Vertical and Horizontal Coordinates Tape is available.

Select products are available out of the Routing Data Base System (RDBS), which provide information about changes scheduled within the Local Exchange Networks in the North American Numbering Plan.

Inquiries or requests to purchase available publications may be directed to the following:

**Written Requests -**

**Bellcore  
Traffic Routing Administration  
435 South Street  
Room 1J321  
Morristown, NJ 07960-1961**

**Telephone Requests -**

**Traffic Routing Administration  
TRA Hotline  
(201) 829-3071**

---



NPA LISTING  
03/16/92

NPA ---	NNX ---	EXCHANGE -----	OFFICE NAME -----	OFFICE TYPE -----	LATA -----	EFF DATE -----
217						
	221	QUINCY	QUINCY	1AESS	10	
	222	QUINCY	QUINCY	1AESS	10	
	223	QUINCY	QUINCY	1AESS	10	
	224	QUINCY	QUINCY	1AESS	10	
	228	QUINCY	QUINCY	1AESS	10	
	232	CELLULAR ONE	MTSO	*	*	
	242	ILL. FOUR LTD	MTSO	*	*	
	244	CHAMPAIGN UNIV.	CHAMPAIGN UNIV	DMS100	7	
	247	RIDGE FARM	RIDGE FARM	DMS100	7	
	248	CONSOL. COMM.	MTSO	*	*	
	254	AMERITECH MOBILE	MTSO	*	*	
	255	CHAMPAIGN URBANA	CHAMP-UNIV	DMS100	7	1/24/92
	257	CELLULAR ONE	MTSO	*	*	1/10/92
	267	WESTVILLE	WESTVILLE	DMS100	7	
	284	INDIANOLA	INDIANOLA	DMS100	7	
	323	BEARDSTOWN	BEARDSTOWN	5XB	10	
	328	CHAMPAIGN URBANA	CHAM-UNIV	1ESS	7	
	332	CHAMPAIGN UNIV.	CHAM-UNIV	DMS100	7	
	333	CHAMPAIGN UNIV.	CHAM-UNIV	DMS100	7	
	334	COLUMBUS	QUINCY	1ESS	10	
	337	CHAMPAIGN URBANA	CHAM-UNIV	1ESS	7	
	344	CHAMPAIGN URBANA	CHAM-UNIV	1ESS	7	
	351	CHAMPAIGN URBANA	CHAM-MAIN	1ESS	7	
	352	CHAMPAIGN URBANA	CHAM-MAIN	1ESS	7	
	354	OAKWOOD	DANVILLE	1ESS	7	
	355	CHAMPAIGN URBANA	CHAM-MAIN	DMS100	7	
	356	CHAMPAIGN URBANA	CHAM-MAIN	1ESS	7	
	359	CHAMPAIGN URBANA	CHAM-MAIN	1ESS	7	
	362	DECATUR	DECATUR-MAIN	DMS100	9	
	363	CHAMPAIGN URBANA	CHAM-UNIV	1ESS	7	
	364	BUFFALO	BUFFALO	DMS10	9	
	365	CHAMPAIGN	CHAMP-UNIV	DMS100	7	
	367	CHAMPAIGN URBANA	CHAM-UNIV	1ESS	7	
	369	CHAMPAIGN	MTSO	*	*	
	372	CHAMPAIGN MAIN	CHAMPAIGN MAIN	DMS	7	
	373	CHAMPAIGN URBANA	CHAM-MAIN	1ESS	7	
	377	CHAMPAIGN	MTSO	*	*	
	378	CHAMP-MAIN	CHAMP-MAIN	1ESS	7	
	383	CHAMP-UNIV	CHAMP-UNIV	DMS100	7	
	384	CHAMPAIGN URBANA	CHAM-UNIV	1ESS	7	
	398	CHAMPAIGN URBANA	CHAM-MAIN	1ESS	7	
	417	DECATUR	DECATUR MAIN	DMS100	9	
	421	DECATUR	DECATUR-MAIN	1ESS	9	
	422	DECATUR	DECATUR-MAIN	1ESS	9	
	423	DECATUR	DECATUR-MAIN	1ESS	9	

NPA LISTING  
03/16/92

NPA	NNX	EXCHANGE	OFFICE NAME	OFFICE TYPE	LATA	EFF DATE
---	---	-----	-----	-----	-----	-----
217	424	DECATUR	DECATUR-MAIN	DMS100	9	
	425	DECATUR	DECATUR-MAIN	DMS100	9	
	427	CATLIN	DANVILLE	1AESS	7	
	428	DECATUR	DECATUR-MAIN	1ESS	9	
	429	DECATUR	DECATUR-MAIN	1ESS	9	
	431	DANVILLE	DANVILLE	1AESS	7	
	433	DECATUR	MTSO	*	*	
	434	FOWLER	QUINCY	1ESS	10	
	442	DANVILLE	DANVILLE	1AESS	7	
	443	DANVILLE	DANVILLE	1AESS	7	
	446	DANVILLE	DANVILLE	1AESS	7	
	454	DECATUR	MTSO	*	*	
	462	DECATUR MAIN	DECATUR MAIN	DMS100	9	
	464	DECATUR	DECATUR-MAIN	DMS100	9	
	467	SPRINGFIELD	SPRINGFIELD-MAIN	DMS100	9	
	469	ST. JOSEPH	CHAMPAIGN-MAIN	DMS100	7	
	474	AMERITECH MOBILE	*	*	*	
	475	DECATUR	DECATUR MAIN	DMS100	9	
	487	CANTRALL	CANTRALL	DMS10	9	
	492	SPRINGFIELD	SPRINGFIELD-MAIN	DMS100	9	
	497	CELLULAR ONE	MTSO	*	*	
	498	ROCHESTER	SPRINGFIELD-MAIN	DMS100	9	
	522	SPRINGFIELD	SPRINGFIELD-MAIN	DMS100	9	
	523	SPRINGFIELD	SPRINGFIELD-MAIN	DMS100	9	
	524	SPRINGFIELD	SPRINGFIELD-MAIN	DMS100	9	
	525	SPRINGFIELD	SPRINGFIELD-MAIN	DMS100	9	
	527	SPRINGFIELD	SPRINGFIELD-MAIN	DMS100	9	
	528	SPRINGFIELD	SPRINGFIELD-MAIN	DMS100	9	
	529	SPRINGFIELD	SPRINGFIELD-LAKE	2BESS	9	
	535	SPRINGFIELD	SPRINGFIELD-MAIN	DMS100	9	
	541	SPRINGFIELD	SPRINGFIELD-MAIN	DMS100	9	
	544	SPRINGFIELD	SPRINGFIELD-MAIN	DMS100	9	
	545	SPRINGFIELD	SPRINGFIELD-MAIN	1AESS	9	
	546	SPRINGFIELD	SPRINGFIELD-WEST	DMS100	9	
	547	SPRINGFIELD	SPFLD WEST	DMS100	9	
	548	FITHIAN	DANVILLE	1ESS	7	
	555	DIRECTORY ASSIST.	XXX	XXX	9	
	585	SPRINGFIELD	SPRINGFIELD-LAKE	2BESS	9	
	628	APPLE COMM INC	MTSO	*	*	
	629	RIVERTON	SPRINGFIELD-MAIN	DMS100	9	
	632	PETERSBURG	PETERSBURG RSO	DMS100	9	
	634	TALLULA	TALLULA RSO	DMS100	9	
	635	OAKFORD	OAKFORD RSO	DMS100	9	
	636	ATHENS	ATHENS	DMS10	9	
	645	LIBERTY	QUINCY	1ESS	10	
	652	SPRINGFIELD	MTSO	*	*	

NPA LISTING  
03/16/92

NPA	NNX	EXCHANGE	OFFICE NAME	OFFICE TYPE	LATA	EFF DATE
----	----	-----	-----	-----	-----	-----
217	656	PAYSON	QUINCY	1ESS	10	
	662	GEORGETOWN	GEORGETOWN	DMS100	7	
	666	WEST DANA	DANA IND.	SXS	16	
	672	AMERICAN PAGING	MTSO	*	*	
	698	SPRINGFIELD	SPRINGFIELD-WEST	DMS100	9	
	725	SPRINGFIELD	MTSO	*	*	
	733	FAIRMOUNT	DANVILLE	1ESS	7	
	744	SPRINGFIELD	SPRINGFIELD-MAIN	DMS100	9	
	747	SPRINGFIELD	TIME & WEATHER	DMS100	9	
	753	SPRINGFIELD	SPRINGFIELD-MAIN	DMS100	9	
	782	SPRINGFIELD	SPRINGFIELD-MAIN	DMS100	9	
	784	GIBSON CITY	GIBSON CITY	DMS10	7	
	785	SPRINGFIELD	SPRINGFIELD-MAIN	DMS100	9	
	786	SPRINGFIELD	SPFLD-LAKE RSO	DMS100	9	
	787	SPRINGFIELD	SPRINGFIELD-WEST	DMS100	9	
	788	SPRINGFIELD	SPRINGFIELD-MAIN	DMS100	9	
	789	SPRINGFIELD	SPRINGFIELD-MAIN	DMS100	9	
	793	SPRINGFIELD	SPRINGFIELD-WEST	DMS100	9	
	822	CELLULAR ONE	MTSO	*	*	
	843	TIME SERVICE	TIME SERVICE	XXX	9	
	875	DECATUR	DECATUR-NORTH	DMS100	9	
	876	DECATUR NORTH	DECATUR	DMS100	9	
	877	DECATUR	DECATUR-NORTH	DMS100	9	
	885	BURTON	QUINCY	1ESS	10	
	963	HARRISTOWN	HARRISTOWN	DMS100	9	

NPA LISTING  
03/16/92

NPA	NNX	EXCHANGE	OFFICE NAME	OFFICE TYPE	LATA	EFF DATE
---	---	-----	-----	-----	-----	-----
309	244	DELAVAN	DELAVAN	SXS	6	
	245	FARMINGTON	FARMINGTON	SXS	6	
	247	SAN JOSE	SAN JOSE	SXS	6	
	255	CENTEL CELLULAR	MTSO	*	*	
	336	DIAL TWO	MTSO	*	*	
	337	CELLULAR ONE	MTSO	*	*	
	362	TRIVOLI	PEORIA-JEFFERSON	1AESS	6	
	494	PEORIA	PEORIA-JEFFERSON	1AESS	6	
	497	PEORIA	PEORIA-JEFFERSON	1AESS	6	
	547	LEWISTOWN	LEWISTOWN	SXS	6	
	555	DIRECTORY ASSIST.	XXX	XXX	6	
	565	HANNA CITY	PEORIA-JEFFERSON	1AESS	6	
	633	PEORIA	BARTONVILLE	5ESS	6	
	635	U.S. CELLULAR	MTSO	*	*	
	637	PEORIA	PEORIA-JEFFERSON	1AESS	6	
	647	CANTON	CANTON-MAIN	5XB	6	
	649	CANTON	CANTON	5ESS	6	
	655	PEORIA	PEORIA-JEFFERSON	1AESS	6	
	668	CANTON	ST DAVID-CANT'N SO	SXS	6	
	671	PEORIA	PEORIA-JEFFERSON	1AESS	6	
	672	PEORIA	PEORIA-JEFFERSON	1AESS	6	
	673	PEORIA	PEORIA-JEFFERSON	1AESS	6	
	674	PEORIA	PEORIA-JEFFERSON	1AESS	6	
	675	PEORIA	PEORIA-JEFFERSON	1AESS	6	
	676	PEORIA	PEORIA-JEFFERSON	1AESS	6	
	677	PEORIA	PEORIA-JEFFERSON	1AESS	6	
	678	PEORIA	MTSO	*	*	
	679	PEORIA	PEORIA-BLUFF	1ESS	6	
	681	PEORIA	PEORIA BLUFF	DMS100	1	
	682	PEORIA	PEORIA - BLUFF	1ESS	6	
	685	PEORIA	PEORIA-BLUFF	1ESS	6	
	686	PEORIA	PEORIA-BLUFF	1ESS	6	
	688	PEORIA	PEORIA-BLUFF	1ESS	6	
	689	PEORIA	PEORIA-NORTH	5ESS	6	
	690	PEORIA	TIME & WEATHER	----	6	
	691	PEORIA	PEORIA-NORTH	5ESS	6	
	692	PEORIA	PEORIA-NORTH	5ESS	6	
	693	PEORIA	PEORIA-NORTH	5ESS	6	
	694	PEORIA	PEORIA-EAST	DMS100	6	
	696	PEORIA	PEORIA-NORTH	5ESS	6	
	697	PEORIA	BARTONVILLE	5ESS	6	
	698	PEORIA	PEORIA-EAST	DMS100	6	
	699	PEORIA	PEORIA-EAST	DMS100	6	
	737	U.S. CELLULAR	MTSO	*	*	
	751	EAST MOLINE	EAST MOLINE-MAIN	1ESS	3	
	752	EAST MOLINE	EAST MOLINE-MAIN	1ESS	3	

NPA LISTING  
03/16/92

NPA	NNX	EXCHANGE	OFFICE NAME	OFFICE TYPE	LATA	EFF DATE
----	----	-----	-----	-----	-----	-----
309	753	IPAVA	IPAVA	SXS	6	
	755	EAST MOLINE	EAST MOLINE-MAIN	1ESS	3	
	756	ROCK ISLAND	MILAN	2ESS	3	
	757	MOLINE	MOLINE	1ESS	3	
	762	MOLINE	MOLINE	1ESS	3	
	764	MOLINE	MOLINE	1ESS	3	
	765	EAST MOLINE	GREEN ROCK	DMS100	3	
	781	ROCK ISLAND	MTSO	*	*	
	782	ROCK ISLAND	ROCK ISLAND	1AESS	3	
	786	ROCK ISLAND	ROCK ISLAND	1AESS	3	
	787	ROCK ISLAND	MILAN	2ESS	3	
	788	ROCK ISLAND	ROCK ISLAND	1AESS	3	
	789	FIATT	FIATT	SXS	6	
	791	ILLINOIS CITY	EDGINGTON	5XB	3	
	792	EAST MOLINE	GREEN ROCK	DMS100	3	
	793	ROCK ISLAND	ROCK ISLAND	1AESS	3	
	794	ROCK ISLAND	ROCK ISLAND	1AESS	3	
	795	EDGINGTON	EDGINGTON	5XB	3	
	796	EAST MOLINE	GREEN ROCK	DMS100	3	
	797	MOLINE	MOLINE	1ESS	3	
	798	ROCK ISLAND	EDGINGTON	5XB	3	
	799	MOLINE	COAL VALLEY	5ESS	3	
	822	SPRING BAY	PEORIA-JEFFERSON	1AESS	6	

NPA LISTING  
03/16/92

NPA	NNX	EXCHANGE	OFFICE NAME	OFFICE TYPE	LATA	EFF DATE
---	---	-----	-----	-----	----	-----
312	201	CHICAGO 1	FRANKLIN	5ESS	1	
	202	CHICAGO 3	KILDARE	1AESS	1	
	204	CHICAGO 1	SUPERIOR	1ESS	1	
	206	CHICAGO	MTSO	*	*	
	207	CHICAGO 1	CANAL WEST	1AESS	1	
	214#	CHICAGO 1	FRANKLIN	DMS100	1	
	220	CHICAGO 1	FRANKLIN	5ESS	1	
	221	CHICAGO 9	SO. CHICAGO	1AESS	1	
	222	CHICAGO 1	ILLINOIS DEARBORN	1AESS	1	
	224	CHICAGO 7	STEWART	5ESS	1	
	225	CHICAGO 1	CALUMET	1ESS	1	
	226	CHICAGO 1	MONROE	1ESS	1	
	227	CHICAGO 4	HUMBOLDT	1AESS	1	
	229	CHICAGO 8	SUMMIT CHICAGO	1ESS	1	
	230	CHICAGO 1	FRANKLIN	5ESS	1	
	233	CHICAGO 10	BEVERLY	1AESS	1	
	235	CHICAGO 4	HUMBOLT	1AESS	1	
	236	CHICAGO 1	FRANKLIN	1AESS	1	
	237	CHICAGO 5	MERRIMAC	5ESS	1	
	238	CHICAGO 10	BEVERLY	1AESS	1	
	239	CHICAGO 10	BEVERLY	1AESS	1	
	241	CHICAGO 7	DORCHESTER	1AESS	1	
	242#	CHICAGO 6	CICERO CHICAGO	1AESS	1	
	243	CHICAGO 1	MONROE	1ESS	1	
	245	CHICAGO 1	ILLINOIS DEARBORN	1AESS	1	
	247	CHICAGO 6	LAFAYETTE	1AESS	1	
	248	CHICAGO 4	LAKEVIEW	1AESS	1	
	249	MOBILE COMM	MTSO	*	*	
	252	CHICAGO 4	HUMBOLT	1AESS	1	
	254	CHICAGO 6	LAFAYETTE	1AESS	1	
	258#	CHICAGO 1	CANAL	1AESS	1	
	260#	CHICAGO	PULLMAN	1AESS	1	
	261#	CHICAGO 5	AUSTIN	1AESS	1	
	262	CHICAGO 2	ROGERS PARK	1AESS	1	
	263#	CHICAGO 1	FRANKLIN DS3	5ESS	1	
	264	CHICAGO 10	PULLMAN	1AESS	1	
	265	CHICAGO 6	KEDZIE	5ESS	1	
	266	CHICAGO 1	SUPERIOR CGI	1AESS	1	
	267	CHICAGO 2	IRVING	5ESS	1	
	268	CHICAGO 7	OAKLAND	1AESS	1	
	269#	CHICAGO 1	FRANKLIN DS3	5ESS	1	
	271	CHICAGO 2	EDGEWATER	1AESS	1	
	273	CHICAGO 2	EVANSTON CHICAGO	1AESS	1	
	274	CHICAGO 2	ROGERS PARK	1AESS	1	
	275	CHICAGO 2	EDGEWATER	1AESS	1	
	276	CHICAGO 4	HUMBOLDT	1AESS	1	

NPA LISTING  
03/16/92

NPA	NNX	EXCHANGE	OFFICE NAME	OFFICE TYPE	LATA	EFF DATE
---	---	-----	-----	-----	----	----
312	277	CHICAGO 6	LAWNDALE	5ESS	1	
	278	CHICAGO 4	HUMBOLDT	1AESS	1	
	280	CHICAGO 1	SUPERIOR	1AESS	1	
	281	CHICAGO 4	LAKEVIEW	1AESS	1	
	282	CHICAGO 3	KILDARE	1AESS	1	
	283	CHICAGO 3	KILDARE	1AESS	1	
	284	CHICAGO 8	PORTSMOUTH	1AESS	1	
	285	CHICAGO 7	OAKLAND	1AESS	1	
	286	CHICAGO 3	KILDARE	1AESS	1	
	287#	CHICAGO 5	AUSTIN	1AESS	1	
	288	CHICAGO 7	HYDE PARK	1AESS	1	
	290	CHICAGO 1	FRANKLIN	5ESS	1	
	291	CHICAGO	PULLMAN	1AESS	1	
	292	CHICAGO 4	HUMBOLDT	1AESS	1	
	293#	CHICAGO 1	WABASH	1AESS	1	
	294	CHICAGO 1	WABASH	1AESS	1	
	296	CHICAGO 4	LAKEVIEW	5ESS	1	
	302	CHICAGO 1	SUPERIOR	1ESS	1	
	306	CHICAGO 1	SUPERIOR	1ESS	1	
	308#	CHICAGO 1	CANAL EAST	DMS100	1	
	309	CHICAGO 1	MTSO	*	*	
	315*	CHICAGO	CELLULAR	*	*	
	316*	CHICAGO	CELLULAR	*	*	
	321	CHICAGO 1	ILLINOIS DEARBORN	1AESS	1	
	322	CHICAGO 1	WABASH IMTS	1AESS	1	
	324	CHICAGO 7	HYDE PARK	1AESS	1	
	326	CHICAGO 1	CALUMET	5ESS	1	
	327	CHICAGO 4	LAKEVIEW	1AESS	1	
	329#	CHICAGO 1	ILLINOIS DEARBORN	1AESS	1	
	332#	CHICAGO 1	FRANKLIN DS3	5ESS	1	
	334	CHICAGO 2	EDGEWATER	1AESS	1	
	335	CHICAGO 1	SUPERIOR	5ESS	1	
	337	CHICAGO 1	SUPERIOR	1ESS	1	
	338	CHICAGO 2	ROGERS PARK	1AESS	1	
	339	AMERITECH MOBILE	MTSO	*	*	
	340	COIN TEST	COIN TEST	XXX	1	
	341	CHICAGO 1	WABASH CHICAGO	1AESS	1	
	342	CHICAGO 4	HUMBOLDT	1AESS	1	
	346	CHICAGO 1	FRANKLIN	1AESS	1	
	347	CHICAGO 1	WABASH CGO	1AESS	1	
	348	CHICAGO 4	LAKEVIEW	1AESS	1	
	353	CHICAGO 1	WABASH	1AESS	1	
	360#	CHICAGO	WABASH DS2	DMS100	1	
	362	CHICAGO 1	WABASH	5ESS	1	
	363	CHICAGO 7	HYDE PARK	1AESS	1	
	368	CHICAGO 1	FRANKLIN	5ESS	1	

NPA LISTING  
03/16/92

NPA	NNX	EXCHANGE	OFFICE NAME	OFFICE TYPE	LATA	EFF DATE
----	----	-----	-----	-----	-----	-----
312	372	CHICAGO 1	FRANKLIN	1AESS	1	
	373	CHICAGO 7	OAKLAND	1AESS	1	
	374	CHICAGO 9	SOUTH CHICAGO	1AESS	1	
	375	CHICAGO 9	SOUTH CHICAGO	1AESS	1	
	376	CHICAGO 6	LAFAYETTE	1AESS	1	
	378#	CHICAGO 5	AUSTIN	1AESS	1	
	379#	CHICAGO 5	AUSTIN	1AESS	1	
	384	CHICAGO 4	HUMBOLDT	1AESS	1	
	387	METROMEDIA PGNG	MTSO	*	*	
	396	CHICAGO 1	ILL-DEARBORN	DMS100	1	
	400	CHICAGO 1	MTSO	*	*	
	404	CHICAGO 4	LAKEVIEW	5ESS	1	
	407#	CHICAGO 1	FRANKLIN DS3	5ESS	1	
	408	CHICAGO 1	WABASH	5ESS	1	
	410#	CHICAGO 1	ILL DEARBORN CG1	1AESS	1	
	411	DIR ASSISTANCE	DIR ASSISTANCE	XXX	1	
	413#	CHICAGO 1	MONROE	DMS100	1	
	415*	CHICAGO	MTSO	*	*	
	417	CHICAGO 1	SUPERIOR	1AESS	1	
	419#	CHICAGO 1	FRANKLIN DS3	5ESS	1	
	421	CHICAGO 1	MONROE	5ESS	1	
	427	CHICAGO 1	WABASH	5ESS	1	
	431	CHICAGO 1	WABASH CHICAGO	1AESS	1	
	433	CHICAGO 1	MONROE	5ESS	1	
	434	CHICAGO 8	PROSPECT	1AESS	1	
	435	CHICAGO 1	WABASH CG1	5ESS	1	
	436	CHICAGO 8	PROSPECT	1AESS	1	
	440	CHICAGO 1	SUPERIOR 1	5ESS	1	
	441	CHICAGO	CANAL	5ESS	1	
	443	CHICAGO 1	FRANKLIN	5ESS	1	
	444	CHICAGO 1	FRANKLIN	5ESS	1	
	445	CHICAGO 10	BEVERLY	1AESS	1	
	451	CHICAGO 7	OAKLAND	1AESS	1	
	454	CHICAGO 1	CANAL WEST	1AESS	1	
	456	CHICAGO 1	FRANKLIN	1AESS	1	
	458*	CHICAGO 1	FRANKLIN DS1	DMS100	1	2/28/92
	461#	CHICAGO 1	WABASH	1AESS	1	
	462	CHICAGO	O'HARE	1AESS	1	
	463	CHICAGO 2	IRVING	5ESS	1	
	464	CHICAGO 1	ILL-DEARBORN	DMS100	1	
	465	CHICAGO 2	ROGERS PARK	1AESS	1	
	466	CHICAGO 1	CANAL	1AESS	1	
	467	CHICAGO 1	ILL DEARBORN	1AESS	1	
	468	CHICAGO 10	PULLMAN	1AESS	1	
	471	CHICAGO 8	PROSPECT	1AESS	1	
	472	CHICAGO 4	LAKEVIEW	1AESS	1	

NPA LISTING  
03/16/92

NPA	NNX	EXCHANGE	OFFICE NAME	OFFICE TYPE	LATA	EFF DATE
----	----	-----	-----	-----	-----	-----
312	473#	CHICAGO 5	AUSTIN	1AESS	1	
	474*	CHICAGO 1	CANAL	5ESS	1	11/22/91
	476	CHICAGO 8	PROSPECT	1AESS	1	
	477	CHICAGO 4	LAKEVIEW	5ESS	1	
	478	CHICAGO 2	IRVING	5ESS	1	
	479	CHICAGO 5	MERRIMAC	5ESS	1	
	481	CHICAGO	KILDARE	1AESS	1	
	482	CHICAGO 1	SUPERIOR	1ESS	1	
	483	CHICAGO 7	STEWART	5ESS	1	
	486	CHICAGO 4	HUMBOLDT	1AESS	1	
	487	CHICAGO 7	STEWART	5ESS	1	
	488	CHICAGO 7	STEWART	1AESS	1	
	489	CHICAGO 4	HUMBOLDT	1AESS	1	
	490	CHICAGO	IRVING	5ESS	1	
	493	CHICAGO 7	DORCHESTER	1AESS	1	
	494	-	VACANT CODE			
	499	CHICAGO 1	FRANKLIN	1AESS	1	
	502*	CHICAGO	MTSO	*	*	
	503	CHICAGO 1	SUPERIOR	5ESS	1	
	504*	CHICAGO	MTSO	*	*	
	507	CHICAGO 1	FRANKLIN	1AESS	1	
	508	CHICAGO 2	ROGERS PARK	1AESS	1	
	509	CHICAGO 2	IRVING	5ESS	1	
	514	CHICAGO 1	MTSO	*	*	
	521	CHICAGO 6	LAWNDALE	5ESS	1	
	522	CHICAGO 6	LAWNDALE	5ESS	1	
	523	CHICAGO 6	LAFAYETTE	1AESS	1	
	525	CHICAGO 4	LAKEVIEW	1AESS	1	
	527	CHICAGO 1	ILL. DEARBORN	1AESS	1	
	528	CHICAGO 4	LAKEVIEW	5ESS	1	
	533	CHICAGO 6	KEDZIE	5ESS	1	
	534	CHICAGO 6	LAFAYETTE	1AESS	1	
	535	CHICAGO 6	LAFAYETTE	1AESS	1	
	536	CHICAGO 7	OAKLAND	1AESS	1	
	538	CHICAGO 7	OAKLAND	1AESS	1	
	539	CHICAGO 2	IRVING	5ESS	1	
	541	CHICAGO 1	FRANKLIN DSO	5ESS	1	
	542	CHICAGO 6	LAWNDALE	5ESS	1	
	545	CHICAGO 3	KILDARE	1AESS	1	
	548	CHICAGO 7	OAKLAND	1AESS	1	
	549	CHICAGO 4	LAKEVIEW	1AESS	1	
	551*	CHICAGO 1	FRANKLIN CG4	1AESS	1	2/28/92
	552	CHICAGO 1	LAKESHORE	1AESS	1	
	553	CHICAGO 1	FRANKLIN	5ESS	1	
	554	CHICAGO 1	WABASH	1AESS	1	
	555	DIRECTORY ASSIST.	XXX	XXX	1	

NPA LISTING  
03/16/92

NPA	NNX	EXCHANGE	OFFICE NAME	OFFICE TYPE	LATA	EFF DATE
----	----	-----	-----	-----	-----	-----
312	556	CHICAGO 1	FRANKLIN	1AESS	1	
	557	CHICAGO 1	FRANKLIN	1AESS	1	
	558#	CHICAGO 1	FRANKLIN DS3	5ESS	1	
	559	CHICAGO 1	CANAL	1AESS	1	
	560#	CHICAGO 1	FRANKLIN	1AESS	1	
	561	CHICAGO 2	EDGEWATER	1AESS	1	
	563	CHICAGO	MONROE	DMS100	1	
	565	CHICAGO 1	LAKE SHORE	1AESS	1	
	567	CHICAGO 1	CALUMET	5ESS	1	
	568	CHICAGO 10	PULLMAN CGO	1AESS	1	
	569	CHICAGO 3	EGRV CHICAGO	1AESS	1	
	570	CHICAGO 1	CALUMET	5ESS	1	
	571	PAGENET PAGING	MTSO	*	*	
	573	CHICAGO	SUPERIOR	DMS100	1	
	574	CHICAGO	FRANKLIN DS1	5ESS	1	
	575	CHICAGO 1	CANAL WEST	1AESS	1	
	578#	CHICAGO 1	FRANKLIN DS3	5ESS	1	
	579	CHICAGO 6	LAFAYETTE	1AESS	1	
	580	CHICAGO 1	FRANKLIN	1AESS	1	
	581	CHICAGO 8	PORTSMOUTH CGO	1AESS	1	
	582	CHICAGO 8	PORTSMOUTH CGO	1AESS	1	
	583	CHICAGO 2	IRVING	5ESS	1	
	585	CHICAGO 8	PORTSMOUTH CGO	1AESS	1	
	586	CHICAGO 8	SUMMIT CHICAGO	1AESS	1	
	588	CHICAGO 2	IRVING	5ESS	1	
	589	CHICAGO 5	RIVER GRV CHGO	1AESS	1	
	591	CHICAGO 1	MASS CLNG	XXX	1	
	592	CHICAGO 1	FRANKLIN	5ESS	1	
	594	CHICAGO 3	NEWCASTLE	5ESS	1	
	601	CHICAGO 11	O'HARE	1AESS	1	
	602	CHICAGO 7	STEWART	5ESS	1	
	604	CHICAGO 2	IRVING	5ESS	1	
	606	CHICAGO 1	FRANKLIN	5ESS	1	
	607*	CHICAGO	MTSO	*	*	
	608*	CHICAGO	MTSO	*	*	
	609	CHICAGO 1	FRANKLIN	1AESS	1	
	611	REPAIR	REPAIR	XXX	1	
	613*	CHICAGO	MTSO	*	*	
	616	CHICAGO 1	LAKE SHORE 1	1AESS	1	
	618*	CHICAGO	MSTO	*	*	
	621	CHICAGO 1	FRANKLIN DS3	5ESS	1	
	622	CHICAGO 5	MERRIMAC	5ESS	1	
	624	CHICAGO 7	OAKLAND	1AESS	1	
	625	CHICAGO 5	RIVER GROVE	1AESS	1	
	626#	CHICAGO 5	AUSTIN	1AESS	1	
	627	CHICAGO 1	CANAL	5ESS	1	

NPA LISTING  
 03/16/92

NPA	NNX	EXCHANGE	OFFICE NAME	OFFICE TYPE	LATA	EFF DATE
----	----	-----	-----	-----	-----	-----
312	628	CELLULAR PAGING	APPLE COMM	*	*	
	629	CHICAGO	FRANKLIN	5ESS	1	
	630	CHICAGO 1	FRANKLIN	5ESS	1	
	631	CHICAGO 3	NEWCASTLE	5ESS	1	
	633	CHICAGO 1	MONROE	5ESS	1	
	634	CHICAGO	FRANKLIN	DMS100	1	
	637	CHICAGO 5	MERRIMAC	5ESS	1	
	638	CHICAGO 6	KEDZIE	5ESS	1	
	641	CHICAGO 1	FRANKLIN	5ESS	1	
	642	CHICAGO 1	SUPERIOR	1AESS	1	
	643	CHICAGO 7	DORCHESTER	1AESS	1	
	644#	CHICAGO 1	ILL DEARBORN	1AESS	1	
	645#	CHICAGO 1	ILL DEARBORN	1AESS	1	
	646#	CHICAGO 9	MITCHELL	5ESS	1	
	648	CHICAGO 1	CANAL-WEST	1AESS	1	
	649	CHICAGO 1	SUPERIOR	1AESS	1	
	650	CHICAGO 6	LAFAYETTE	1AESS	1	
	651	CHICAGO 7	STEWART	1AESS	1	
	655#	CHICAGO 1	CANAL EAST	DMS100	1	
	657	MOBILE COMM	MTSO	*	*	
	660	CHICAGO 10	PULLMAN 10	1AESS	1	
	661#	CHICAGO 1	ILL DEARBORN	1AESS	1	
	663	CHICAGO 1	WABASH 1	1AESS	1	
	664	CHICAGO 1	SUPERIOR 1	1AESS	1	
	666#	CHICAGO 1	MONROE 1	DMS100	1	
	667	CHICAGO 7	DORCHESTER 1	1AESS	1	
	669#	CHICAGO 1	CANAL	1AESS	1	
	670#	CHICAGO 1	ILL DEARBORN	1AESS	1	
	672	AMERITECH PAGING	MTSO	*	*	
	682	PAGENET PAGING	MTSO	*	*	1/24/92
	683	CHICAGO 1	FRANKLIN	1AESS	1	
	684	CHICAGO 7	DORCHESTER 7	1AESS	1	
	685	CHICAGO 3	KILDARE 3	1AESS	1	
	686	CHICAGO 11	O'HARE	1AESS	1	
	688	CHICAGO 6	LAFAYETTE	1AESS	1	
	689	AMERITECH PAGING	MTSO	*	*	
	697*	CHICAGO	WABASH DSO	DMS100	1	1/31/92
	701	CHICAGO 1	FRANKLIN	1AESS	1	
	702	CHICAGO 7	DORCHESTER	1AESS	1	
	703	CHICAGO 1	SUPERIOR	1AESS	1	
	704	CHICAGO 1	FRANKLIN	1AESS	1	
	707	CHICAGO 1	CANAL WEST	1AESS	1	
	712	CHICAGO 1	SUPERIOR	1ESS	1	
	715#	CHICAGO 1	CANAL EAST	1AESS	1	
	716#	CHICAGO 1	CANAL WEST	1AESS	1	
	718	CHICAGO 1	MTSO	*	*	

NPA LISTING  
03/16/92

NPA	NNX	EXCHANGE	OFFICE NAME	OFFICE TYPE	LATA	EFF DATE
---	---	-----	-----	-----	-----	-----
312	721	CHICAGO 9	SO CHICAGO 9	1AESS	1	
	722	CHICAGO 6	KEDZIE 6	5ESS	1	
	723	CHICAGO 7	STEWART 7	1AESS	1	
	725	CHICAGO 3	KILDARE 3	1ESS	1	
	726	CHICAGO 1	FRANKLIN 1	1AESS	1	
	727	CHICAGO 1	FRANKLIN 1	1AESS	1	
	728	CHICAGO 2	EDGEWATER 2	1AESS	1	
	730	CHICAGO	IRVING	5ESS	1	
	731	CHICAGO 9	SO. CHICAGO 9	1AESS	1	
	732#	CHICAGO 1	FRANKLIN DS3	5ESS	1	
	733	CHICAGO 1	MONROE 1	1ESS	1	
	734	CHICAGO 9	SO CHICAGO 9	1AESS	1	
	735	CHICAGO 8	PORTSMOUTH 8	1AESS	1	
	736	CHICAGO 3	KILDARE 3	1AESS	1	
	737	CHICAGO 8	PROSPECT 8	1AESS	1	
	738	CHICAGO 1	MONROE 1	5ESS	1	
	739#	CHICAGO	FRANKLIN DS3	5ESS	1	
	743	CHICAGO 2	ROGERS PARK 2	1AESS	1	
	744#	CHICAGO 1	ILL DEARBORN DSO	DMS100	1	
	745	CHICAGO 5	MERRIMAC 5	5ESS	1	
	746	CHICAGO 1	MONROE	DMS100	1	
	747	CHICAGO 1	WABASH	DMS100	1	
	750	CHICAGO 1	FRANKLIN 1	1AESS	1	
	751	CHICAGO 1	SUPERIOR 1	5ESS	1	
	752	CHICAGO 7	HYDE PARK 7	1AESS	1	
	753	CHICAGO 7	OAKLAND	1AESS	1	
	755#	CHICAGO 1	ILL DEARBORN DSO	DMS100	1	
	758	AMERITECH MOBILE	MTSO	*	*	
	760	CHICAGO 1	MTSO	*	*	
	761	CHICAGO 2	ROGERS PARK 2	1AESS	1	
	762	CHICAGO 6	LAWDALE 6	5ESS	1	
	763	CHICAGO 3	NEWCASTLE 3	5ESS	1	
	764	CHICAGO 2	ROGERS PARK 2	1AESS	1	
	765#	CHICAGO 1	WABASH	1AESS	1	
	767	CHICAGO 8	PORTSMOUTH 8	1AESS	1	
	768	CHICAGO 9	SO CHICAGO 9	1AESS	1	
	769	CHICAGO 2	EDGEWATER 2	1AESS	1	
	770#	CHICAGO 4	MONROE 4	DMS100	1	
	772	CHICAGO 4	HUMBOLDT	1AESS	1	
	774	CHICAGO 3	NEWCASTLE 3	5ESS	1	
	775	CHICAGO 3	NEWCASTLE 3	5ESS	1	
	776	CHICAGO 8	PROSPECT 8	1AESS	1	
	777	CHICAGO 3	KILDARE 3	1AESS	1	
	778	CHICAGO 8	PROSPECT 8	1AESS	1	
	779	CHICAGO 10	BEVERLY 10	1AESS	1	
	781	CHICAGO 1	FRANKLIN 1	1AESS	1	

NPA LISTING  
03/16/92

NPA	NNX	EXCHANGE	OFFICE NAME	OFFICE TYPE	LATA	EFF DATE
----	----	-----	-----	-----	----	----
312	782	CHICAGO 1	FRANKLIN 1	1AESS	1	
	783	CHICAGO 7	STEWART 7	1AESS	1	
	784	CHICAGO 2	EDGEWATER 2	1AESS	1	
	785	CHICAGO 10	PULLMAN 10	1AESS	1	
	786	CHICAGO 1	WABASH 1	1AESS	1	
	787	CHICAGO 1	SUPERIOR 1	1ESS	1	
	789	CHICAGO 1	WABASH	5ESS	1	
	790	CHICAGO 1	SUPERIOR	5ESS	1	
	791	CHICAGO 1	CALUMET 1	5ESS	1	
	792	CHICAGO 3	NEWCASTLE 3	5ESS	1	
	793#	CHICAGO 1	FRANKLIN 1	DMS100	1	
	794	CHICAGO 3	KILDARE 3	1AESS	1	
	796#	CHICAGO 1	CANAL EAST	1ESS	1	
	797	CHICAGO 1	FRANKLIN 1	5ESS	1	
	802	CHICAGO 1	MTSO	*	*	
	804	CHICAGO 5	MERRIMAC	5ESS	1	
	805	CHICAGO 1	MTSO	*	*	
	807	CHICAGO 1	FRANKLIN DS3	5ESS	1	
	808	CHICAGO 1	CALUMET	5ESS	1	
	809	-	VACANT CODE			
	812	CHICAGO 1	FRANKLIN	5ESS	1	
	813	CELLULAR ONE	MTSO	*	*	
	814#	CHICAGO 1	FRANKLIN	DMS100	1	
	819	CHICAGO 1	LAKESHORE	1AESS	1	
	821	CHICAGO 10	PULLMAN CGO 10	1ESS	1	
	822	CHICAGO 1	ILL DEARBORN 1	DMS100	1	
	826	CHICAGO 6	KEDZIE 6	5ESS	1	
	828	CHICAGO 1	ILL DEARBORN 1	1AESS	1	
	829	CHICAGO 1	MONROE 1	5ESS	1	
	831	CHICAGO	CANAL	1AESS	1	
	835	AMERITECH MOBILE	MTSO	*	*	
	836	CHICAGO 1	ILL DEARBORN 1	1AESS	1	
	838	CHICAGO 8	PORTSMOUTH 8	1AESS	1	
	839	CHICAGO	MTSO	*	*	
	840	CHICAGO 1	ILL-DEARBORN	5ESS	1	
	842	CHICAGO 1	CALUMET 1	1ESS	1	
	845	CHICAGO 1	FRANKLIN 1	1AESS	1	
	846	CHICAGO 7	STEWART 7	1AESS	1	
	847	CHICAGO 6	LAFAYETTE 6	1AESS	1	
	850	CHICAGO 1	MONROE	5ESS	1	
	853	CHICAGO 1	FRANKLIN 1	1AESS	1	
	854#	CHICAGO 5	AUSTIN 5	1AESS	1	
	855	CHICAGO 1	FRANKLIN 1	5ESS	1	
	856	CHICAGO 1	LAKE SHORE 1	1AESS	1	
	859	AMERITECH MOBILE	MTSO	*	*	
	861	CHICAGO 1	LAKE SHORE 1	1AESS	1	

NPA LISTING  
03/16/92

NPA	NNX	EXCHANGE	OFFICE NAME	OFFICE TYPE	LATA	EFF DATE
---	---	-----	-----	-----	-----	-----
312	868	CHICAGO	LAKEVIEW	1AESS	1	
	871	CHICAGO 4	LAKEVIEW 4	5ESS	1	
	873	CHICAGO 7	STEWART 7	5ESS	1	
	874	CHICAGO 7	STEWART 7	1AESS	1	
	875#	CHICAGO 1	CANAL EAST	DMS100	1	
	876#	CHICAGO 1	CANAL ESS	1AESS	1	
	877	CHICAGO 5	MERRIMAC	5ESS	1	
	878	CHICAGO 2	EDGEWATER 2	1AESS	1	
	880	CHICAGO 4	LAKEVIEW 4	1AESS	1	
	881	CHICAGO 10	BEVERLY 10	1AESS	1	
	883	CHICAGO 4	LAKEVIEW 4	1AESS	1	
	884	CHICAGO 8	PORTSMOUTH	1AESS	1	
	886	CHICAGO 1	WABASH 1	1AESS	1	
	889	CHICAGO 5	MERRIMAC 5	5ESS	1	
	890	CHICAGO 6	LAFAYETTE 6	1AESS	1	
	899	CHICAGO 1	FRANKLIN 1	5ESS	1	
	900	MASS CLNG	MASS CLNG	XXX	1	
	901	CHICAGO 1	FRANKLIN	5ESS	1	
	902	CHICAGO 1	CANAL WEST	1AESS	1	
	903	CHICAGO 1	MTSO	*	*	
	906#	CHICAGO 1	CANAL EAST	DMS100	1	
	907	CHICAGO 2	EDGEWATER	1AESS	1	
	908	CHICAGO 1	SUPERIOR CG1	1AESS	1	
	909	CHICAGO 1	MTSO	*	*	
	915	CHICAGO 1	SUPERIOR	1AESS	1	
	917	CHICAGO 1	FRANKLIN CG2	1AESS	1	
	918	CHICAGO 8	PROSPECT	1AESS	1	
	919	CHICAGO 1	MTSO	*	*	
	920	CHICAGO 1	FRANKLIN	1AESS	1	
	921#	CHICAGO 5	AUSTIN 5	1AESS	1	
	922	CHICAGO 1	WABASH 1	1AESS	1	
	923	CHICAGO 1	ILL DEARBORN 1	1AESS	1	
	924	CHICAGO 7	OAKLAND 7	1AESS	1	
	925	CHICAGO 8	PROSPECT 8	1AESS	1	
	927	CHICAGO 6	LAFAYETTE 6	1AESS	1	
	928	CHICAGO 10	PULLMAN 10	1AESS	1	
	929	CHICAGO 4	LAKEVIEW 4	5ESS	1	
	930	CHICAGO 1	CANAL 1	1AESS	1	
	931	CHICAGO 1	FRANKLIN	1AESS	1	
	932#	CHICAGO 1	SUPERIOR 1	5ESS	1	
	933	CHICAGO 9	SOUTH CHICAGO 9	1AESS	1	
	935	CHICAGO 4	LAKEVIEW 4	1AESS	1	
	936	CHICAGO 1	FRANKLIN CG4 1	1AESS	1	
	938	CHICAGO 1	LAKE SHORE	1AESS	1	
	939	CHICAGO 1	WABASH 1	5ESS	1	
	942#	CHICAGO 1	MONROE 1	DMS100	1	

NPA LISTING  
03/16/92

NPA	NNX	EXCHANGE	OFFICE NAME	OFFICE TYPE	LATA	EFF DATE
---	---	-----	-----	-----	----	-----
312	943	CHICAGO 1	SUPERIOR 1	1AESS	1	
	944	CHICAGO 1	SUPERIOR 1	1AESS	1	
	946	CHICAGO 1	LAKESHORE	1AESS	1	
	947	CHICAGO 7	DORCHESTER 7	1AESS	1	
	950	ENFIA C	CHGO 8 ENFIA	XXX	1	
	951	CHICAGO 1	SUPERIOR 1	1AESS	1	
	954	CHICAGO	CANAL	DMS100	1	
	955	CHICAGO 7	DORCHESTER 7	1AESS	1	
	962	CHICAGO 7	STEWART 7	1AESS	1	
	973	CHICAGO 2	ROGERS PARK	1AESS	1	
	974	CHICAGO 1	WABASH	DMS100	1	
	975	CHICAGO 4	LAKEVIEW 4	1AESS	1	
	976	CHICAGO 1	PAS	XXX	1	
	977#	CHICAGO 1	FRANKLIN DSO	5ESS	1	
	978	CHICAGO 9	SOUTH CHICAGO 9	1AESS	1	
	979	CHICAGO 1	SUPERIOR	5ESS	1	
	984	CHICAGO 1	FRANKLIN 1	5ESS	1	
	986	CHICAGO 1	WABASH	1AESS	1	
	987#	CHICAGO 1	WABASH 1	1AESS	1	
	988	CHICAGO 1	SUPERIOR 1	1AESS	1	
	989	CHICAGO 2	EDGEWATER 2	1AESS	1	
	992	CHICAGO 3	SCHILLER PARK	5ESS	1	
	993#	CHICAGO 1	CANAL 1 EAST	1ESS	1	
	994	CHICAGO 7	STEWART 7	1AESS	1	
	995	CHICAGO 10	PULLMAN ESS 10	1ESS	1	
	996#	CHICAGO 1	MONROE 1	DMS100	1	
	997#	CHICAGO 1	MONROE 1	DMS100	1	

NPA LISTING  
03/16/92

NPA	NNX	EXCHANGE	OFFICE NAME	OFFICE TYPE	LATA	EFF DATE
----	----	-----	-----	-----	-----	-----
618	222	BELLEVILLE	TIME WEATHER ADAMS	----	15	
	224	TRENTON	TRENTON	DMS100	15	
	225	GRANITE CITY	GRANITE CITY TRNGL	1ESS	15	
	227	BECKEMEYER	BECKEMEYER	DMS100	15	
	228	AVISTON	AVISTON	DMS100	15	
	233	BELLEVILLE	BELLEVILLE-ADAMS	DMS100	15	
	234	BELLEVILLE	BELLEVILLE-ADAMS	DMS100	15	
	235	BELLEVILLE	BELLEVILLE-ADAMS	DMS100	15	
	236	BELLEVILLE	BELLEVILLE	DMS100	15	
	237	CONTEL CELLULAR	MTSO	*	*	
	242	MOUNT VERNON	MT. VERNON	DMS100	15	
	244	MOUNT VERNON	MT. VERNON	DMS100	15	
	246	MOUNT VERNON	MOUNT VERNON	DMS100	15	
	251	WOOD RIVER	WOOD RIVER-MAIN	2BESS	15	
	254	WOOD RIVER	WOOD RIVER-MAIN	2BESS	15	
	255	WOOD RIVER	WOOD RIVER-MAIN	2BESS	15	
	256	BELLEVILLE	SCOTT AIR FORCE B	DMS100	15	
	258	WOOD RIVER	RS'D HTS WD RVR N	EWSD	15	
	259	WOOD RIVER	RS'D HTS WD RVR N	EWSD	15	
	266	DIX	CENTRALIA	1ESS	15	
	267	AMERITECH MOBILE	*	*	*	
	271	EAST ST. LOUIS	E ST LOUIS-BRIDGE	1ESS	15	
	274	EAST ST. LOUIS	E ST LOUIS-BRIDGE	1ESS	15	
	277	BELLEVILLE	BELLEVILLE-ADAMS	DMS100	15	
	283	VANDALIA	VANDALIA RSO	DMS100	15	
	288	GLEN CARBON	GLEN CARBON	DMS100	15	
	292	CELLULAR ONE	MTSO	*	*	
	320	METROMEDIA PAGING	MTSO	*	*	
	323	IUKA	IUKA RSO	DMS100	15	
	327	NASHVILLE	NASHVILLE	DMS100	15	
	332	E. ST. LOUIS	CAHOKIA-DEERFIELD	EWSD	15	
	334	EDGEMONT	GRANITE CITY-TRNGL	1ESS	15	
	337	EAST ST. LOUIS	CAHOKIA-DEERFIELD	EWSD	15	
	338	CYBERTEL PAGING	*	*	*	
	344	COLLINSVILLE	COLLINSVILLE	DMS100	15	
	345	COLLINSVILLE	COLLINSVILLE	DMS100	15	
	346	COLLINSVILLE	COLLINSVILLE	DMS100	15	
	372	BRIGHTON	BRIGHTON	EWSD	15	
	374	ALTON	ELSAH	EWSD	15	
	377	BETHALTO	BETHALTO	2BESS	15	
	394	EDGEMONT	EDGEMONT	DMS100	15	
	397	EDGEMONT	EDGEMONT	DMS100	15	
	398	EDGEMONT	EDGEMONT	DMS100	15	
	399	EDGEMONT	EDGEMONT	DMS100	15	
	420	SOWESTERN BELL	MTSO	*	*	
	451	GRANITE CITY	GRANITE CITY TRNGL	1ESS	15	

NPA LISTING  
 03/16/92

NPA	NNX	EXCHANGE	OFFICE NAME	OFFICE TYPE	LATA	EFF DATE
---	---	-----	-----	-----	-----	-----
618	452	GRANITE CITY	GRANITE CITY TRNGL	1ESS	15	
	462	ALTON	ALTON-COLLEGE	1ESS	15	
	463	ALTON	ALTON-COLLEGE	1ESS	15	
	465	ALTON	ALTON-COLLEGE	1ESS	15	
	466	ALTON	GODFREY	EWSD	15	
	467	GODFREY	GODFREY (DSO)	EWSD	15	
	474	ALTON	ALTON COLLEGE	1ESS	15	
	475	NEW ATHENS	NEW ATHENS	DMS100	15	
	482	EAST ST. LOUIS	E. ST LOUIS-BRIDGE	1ESS	15	
	520	SOUTHWESTERN BELL	MTSO	*	*	
	523	GERMANTOWN	GERM'NTWN - CL'NTN	DMS100	15	
	525	CONTEL CELLULAR	MTSO	*	*	
	526	BREESE	BREESE	DMS100	15	
	532	CENTRALIA	CENTRALIA	1ESS	15	
	533	CENTRALIA	CENTRALIA	1ESS	15	
	534	HLD CELLULAR	MTSO	*	*	
	535	COLLINSVILLE	MTSO	*	*	
	537	LEBANON	LEBANON	DMS100	15	
	539	FREEBURG	FREEBURG-LENOX	DMS100	15	
	540*	SOUTHWESTERN BELL	MTSO	*	*	
	547	KINMUNDY	KINMUNDY RSO	DMS100	15	
	548	SALEM	SALEM RSO	DMS100	15	
	555	DIRECTORY ASSIST.	XXX	XXX	15	
	570	SOWESTERN BELL	MTSO	*	*	
	578	EDGEMONT	GRANITE CITY TRNGL	1ESS	15	
	583	EAST ST. LOUIS	E. ST LOUIS-BRIDGE	1ESS	15	
	594	CARLYLE	CARLYLE	DMS100	15	
	623	COLLINSVILLE	MTSO	*	*	
	624	O'FALLON	O'FALLON	2ESS	15	
	628	O'FALLON	O'FALLON	2ESS	15	
	632	O'FALLON	O'FALLON	2ESS	15	
	656	EDWARDSVILLE	EDWARDSVILLE	DMS100	15	
	664	GREENVILLE	GREENVILLE RSO	DMS100	15	
	667	TROY	TROY	DMS100	15	
	692	EDWARDSVILLE	EDWARDSVILLE	DMS100	15	
	732	BLUFORD	BLUFORD RSO	DMS100	15	
	734	CAIRO	CAIRO	5XB	12	
	742	MOUND CITY	OLMSTEAD	SXS	12	
	744	BELLEVILLE	BELLEVILLE-PIONEER	DMS100	15	
	745	MOUNDS	MOUNDS	SXS	12	
	746	BELLEVILLE	BELLEVILLE-PIONEER	DMS100	15	
	747	TAMMS	TAMMS	SXS	15	
	748	MOUND CITY	MOUND CITY	SXS	15	
	755	HARMONY	HARMONY RSO	DMS100	15	
	764	THEBES	THEBES	SXS	12	
	776	OLIVE BRANCH	OLIVE BRANCH	SXS	12	

NPA LISTING  
03/16/92

NPA	NNX	EXCHANGE	OFFICE NAME	OFFICE TYPE	LATA	EFF DATE
---	---	-----	-----	-----	-----	-----
618	791	COLLINSVILLE	MTSO	*	*	
	797	GRANITE CITY	PONTOON BEACH-SYMR	EWSD	15	
	798	GRANITE CITY	GRANITE CITY-TRNGL	1ESS	15	
	799	SOWESTERN BELL	MTSO	*	*	
	822	KELL	CENTRALIA	1ESS	15	
	874	EAST ST. LOUIS	E. ST LOUIS-BRIDGE	1ESS	15	
	875	EAST ST. LOUIS	E. ST LOUIS-BRIDGE	1ESS	15	
	876	GRANITE CITY	GRANITE CITY TRNGL	1ESS	15	
	877	GRANITE CITY	GRANITE CITY TRNGL	1ESS	15	
	887	MARINE	MARINE	DMS100	15	
	931	GRANITE CITY	PONTOON BEACH SCMR	EWSD	15	
	967	HLD CELLULAR	MTSO	*	*	
	973	COLLINSVILLE	MTSO	*	*	

NPA LISTING  
03/16/92

NPA	NNX	EXCHANGE	OFFICE NAME	OFFICE TYPE	LATA	EFF DATE
---	---	-----	-----	-----	-----	-----
708	201	RIVERDALE	RIVERDALE	5ESS	1	
	202	PALATINE	PALATINE	1AESS	1	
	205	NORTHBROOK	NORTHBROOK	1AESS	1	
	206	HOMewood	HOMewood	1ESS	1	
	208	GENEVA	GENEVA	5ESS	1	
	209#	FOREST	OAK PARK	1AESS	1	
	210	HARVEY	HARVEY	1AESS	1	
	213	BARTLETT	BARTLETT	5ESS	1	
	215	WHEELING	WHEELING	5ESS	1	
	216#	MAYWOOD	BELLWOOD	1AESS	1	
	218	HINSDALE	OAKBROOK	5ESS	1	
	221#	WHEATON	WHEATON	5ESS	1	
	222	CICERO	CICERO	1AESS	1	
	223	GRAYSLAKE	GRAYSLAKE	2ESS*	1	
	224	NAPERVILLE NE	DSO	5ESS	1	
	228	ELK GROVE	ELK GROVE VILLAGE	1AESS	1	
	231	WEST CHICAGO	WEST CHICAGO	5ESS	1	
	232	GENEVA	GENEVA	5ESS	1	
	233	OAK LAWN	HICKORY HILLS	5ESS	1	
	234#	LAKE FOREST	LAKE FOREST	DMS100	1	
	236	BELLWOOD	BELLWOOD	1AESS	1	
	238	BENSENVILLE	BENSENVILL	5ESS	1	
	240#	ROSELLE	SCHAUMBURG	DMS100	1	
	241	DOWNERS GROVE	DOWNERS GROVE	1AESS	1	
	243	ELK GRV VLG	ELK GRV VLG	1AESS	1	
	244	WAUKEGAN	WAUKEGAN	5ESS	1	
	246	WESTERN SPRINGS	LAGRANGE	1AESS	1	
	248#	BARRINGTON SO.	NORTHBROOK	5ESS	1	
	249	WAUKEGAN	WAUKEGAN	5ESS	1	
	250	ITASCA	BENSENVILLE	5ESS	1	
	251	WILMETTE	WILMETTE	5ESS	1	
	252	LEMONT	LEMONT NORTH	1ESS	1	
	253#	ARLINGTON HEIGHTS	ARLINGTON HEIGHTS	1AESS	1	
	255#	ARLINGTON HEIGHTS	ARLINGTON HEIGHTS	1AESS	1	
	256	WILMETTE	WILMETTE	5ESS	1	
	257	LEMONT	LEMONT	2ESS*	1	
	258	PEOTONE	PEOTONE	DMS100	1	
	259#	ARLINGTON HEIGHTS	ARLINGTON HEIGHTS	1AESS	1	
	260	WHEATON	WHEATON	1AESS	1	
	261	LOMBARD	LOMBARD	5ESS	1	
	263	WAUKEGAN	WAUKEGAN	5ESS	1	
	264	AURORA MAIN	AURORA MAIN	1ESS	1	
	265	LAKE VILLA	LAKE VILLA	2BESS	1	
	268	LOMBARD	LOMBARD	1AESS	1	
	269	AMERITECH MOBILE	MTSO	*	*	
	270	ROUND LAKE	ROUND LAKE	2BESS	1	

NPA LISTING  
03/16/92

NPA	NNX	EXCHANGE	OFFICE NAME	OFFICE TYPE	LATA	EFF DATE
----	----	-----	-----	-----	-----	-----
708	272	NORTHBROOK	NORTHBROOK	1AESS	1	
	277	BARRINGTON	BARRINGTON	5ESS	1	
	279	ELMHURST	ELMHURST	5ESS	1	
	285	BENSENVILLE	BENSENVILLE	5ESS	1	
	287	ROSELLE	MTSO	*	*	
	288	RIVER GROVE	RIVER GROVE	1AESS	1	
	289	BARTLETT	BARTLETT	5ESS	1	
	290	ELK GROVE VILLAGE	ELK GROVE VILLAGE	5ESS	1	
	291	NORTHBROOK	NORTHBROOK	1AESS	1	
	293	WEST CHICAGO	WEST CHICAGO	5ESS	1	
	295#	LAKE FOREST	LAKE FOREST	DMS100	1	
	301	ORLAND PARK	ORLAND PARK	5ESS	1	
	303	PALATINE	WILLOWCREST	1AESS	1	
	304	BARRINGTON	BARRINGTON	5ESS	1	
	307	ROSELLE	ROSELLE	1AESS	1	
	310	ROSELLE	WILLOWCREST	1AESS	1	
	314	ROSELLE	ROSELLE	1AESS	1	
	317	DEERFIELD	DEERFIELD	1ESS	1	
	319	LA GRANGE	MTSO	*	*	
	321	RIVERDALE	RIVERDALE	5ESS	1	
	322#	DOWNERS GROVE	DOWNERS GROVE	5ESS	1	
	323	HINSDALE	HINSDALE	5ESS	1	
	324	RIVER GROVE	RIVER GROVE	1AESS	1	
	325	HINSDALE	HINSDALE	5ESS	1	
	326#	NORTHBROOK	NORTHBROOK WEST	DMS100	1	
	328	EVANSTON	EVANSTON	1AESS	1	
	330#	ROSELLE	SCHAUMBURG	DMS100	1	
	331	HARVEY	HARVEY	1AESS	1	
	332	EVANSTON	EVANSTON	1AESS	1	
	333	HARVEY	HARVEY	1AESS	1	
	334	AMERITECH MOBILE	MTSO	*	*	
	335	HARVEY	HOMWOOD	1ESS	1	
	336	WAUKEGAN	WAUKEGAN	5ESS	1	
	337	CELLULAR ONE	MTSO	*	*	
	338	BELLWOOD	BELLWOOD ORM	5ESS	1	
	339	HARVEY	HARVEY	1AESS	1	
	341	AMERITECH MOBILE	MTSO	*	*	
	343#	MAYWOOD	BELLWOOD	1AESS	1	
	344#	MAYWOOD	BELLWOOD	1AESS	1	
	345#	MAYWOOD	BELLWOOD	1AESS	1	
	346	OAK LAWN	OAK LAWN	1AESS	1	
	347	AMERITECH MOBILE	MTSO	*	*	
	349	ORLAND PARK	ORLAND PARK	2BESS	1	
	350	BENSENVILLE	BENSENVILLE	5ESS	1	
	351	ROSELLE	ROSELLE CGO	1AESS	1	
	352	LAGRANGE	LAGRANGE	1AESS	1	

NPA LISTING  
03/16/92

NPA	NNX	EXCHANGE	OFFICE NAME	OFFICE TYPE	LATA	EFF DATE
----	----	-----	-----	-----	----	----
708	354	LAGRANGE	LAGRANGE	1AESS	1	
	355	NAPERVILLE	NAPERVILLE	1AESS	1	
	356	LAKE VILLA	LAKE VILLA	2BESS	1	
	357	NAPERVILLE	NAPERVILLE	1AESS	1	
	358	PALATINE	PALATINE	1AESS	1	
	359	PALATINE	PALATINE	1AESS	1	
	360	WAUKEGAN	WAUKEGAN	5ESS	1	
	361	PALOS PARK	PALOS PARK	5ESS	1	
	362	LIBERTYVILLE	LIBERTYVILLE	5ESS	1	
	364	ELK GROVE	ELK GROVE	1AESS	1	
	365	ELBURN	ELBURN CGO	2ESS	1	
	366#	FOREST	OAK PARK	1AESS	1	
	367	LIBERTYVILLE	LIBERTYVILLE	2BESS	1	
	369#	NAPERVILLE	NAPERVILLE	5ESS	1	
	370	NORTHBROOK	MTSO	*	*	
	371	BLUE ISLAND	BLUE ISLAND	5ESS	1	
	372	BARTLETT	BARTLETT	5ESS	1	6/2/91
	373	ROSELLE	MTSO	*	*	
	374	DEERFIELD	DEERFIELD	5ESS	1	
	377	ST CHARLES	GENEVA	5ESS	1	
	378	LEMONT	BOLINGBROOK	2BESS	1	
	381	CARRINGTON	BARRINGTON	5ESS	1	
	382	BARRINGTON	BARRINGTON	5ESS	1	
	383#	OAK PARK	OAK PARK	1AESS	1	
	384	CELLULAR ONE	MTSO	*	*	07/12/91
	385	BLUE ISLAND	BLUE ISLAND	5ESS	1	
	386#	OAK PARK	OAK PARK	1AESS	1	
	387	BROOKFIELD	LAGRANGE	1ESS	1	
	388	BLUE ISLAND	BLUE ISLAND	5ESS	1	
	389	BLUE ISLAND	BLUE ISLAND	5ESS	1	
	392#	ARLINGTON HEIGHTS	ARLINGTON HTS CGO	1AESS	1	
	393	WARRENVILLE	WARRENVILLE	5ESS	1	
	394#	ARLINGTON HEIGHTS	ARLINGTON HTS CGO	1AESS	1	
	395	ANTIOCH	ANTIOCH	5ESS	1	
	396	BLUE ISLAND	BLUE ISLAND	5ESS	1	
	397	PALATINE	WILLOWCREST	1AESS	1	
	398#	ARLINGTON HEIGHTS	ARLINGTON HTS CGO	1AESS	1	
	401	SCHAUMBURG	MSTO	*	*	
	402#	NORTHBROOK	NORTHBROOK WEST	DMS100	1	
	403	ORLAND PARK	ORLAND PARK	5ESS	1	
	405	DEERFIELD	DEERFIELD	1ESS	1	
	406	GENEVA	GENEVA	5ESS	1	
	409	MAYWOOD	HILLSIDE	5ESS	1	
	416#	NAPERVILLE	NAPERVILLE	5ESS	1	
	418	LANSING	CALUMET CITY	5ESS	1	
	420#	NAPERVILLE	NAPERVILLE CGO	5ESS	1	

NPA LISTING  
03/16/92

NPA	NNX	EXCHANGE	OFFICE NAME	OFFICE TYPE	LATA	EFF DATE
---	---	-----	-----	-----	-----	-----
708	422	OAK LAWN	OAK LAWN CGO	1AESS	1	
	423	OAK LAWN	OAK LAWN CGO	1AESS	1	
	424	OAK LAWN	OAK LAWN CGO	1AESS	1	
	425	OAK LAWN	OAK LAWN CGO	1AESS	1	
	426	DUNDEE	DUNDEE	2BESS	1	
	427	ELK GROVE	ELK GROVE	1AESS	1	
	428	DUNDEE	DUNDEE	2BESS	1	
	429	TINLEY PARK	TINLEY PARK	5ESS	1	
	430	OAKLAWN	HICKORY HILLS	5ESS	1	
	432#	HIGHLAND PARK	HIGHLAND PARK	DMS100	1	
	433#	HIGHLAND PARK	HIGHLAND PARK	DMS100	1	
	435	ARL HTS RSO&RS1	SCHAUMBURG NORTH	DMS100	1	
	436*	CELLULAR ONE	MTSO	*	*	
	437	ELK GROVE	ELK GROVE	1AESS	1	
	438	LAKE ZURICH	LAKE ZURICH ESS	2ESS	1	
	439	ELK GROVE	ELK GROVE	1AESS	1	
	440	PAGNET PAGING	MTSO	*	*	
	441	WINNETKA	WINNETKA	2BESS	1	
	442	RIVERSIDE	CICERO CGO	1AESS	1	
	444#	ST. CHARLES	GENEVA	5ESS	1	
	445#	OAK PARK	OAK PARK CG1	1AESS	1	1/10/92
	446	WINNETKA	WINNETKA	2BESS	1	
	447#	RIVERSIDE	CICERO	1AESS	1	
	448	PALOS PARK	PALOS PARK	5ESS	1	
	449	BELLWOOD	HILLSIDE	5ESS	1	
	450#	MAYWOOD	BELLWOOD MAYWOOD	1AESS	1	
	451	FRANKLIN PARK	RIVER GRV FRKLN PK	1AESS	1	
	452	RIVER GROVE	RIVER GROVE	1AESS	1	
	453	RIVER GROVE	RIVER GROVE	1AESS	1	
	455	FRANKLIN PARK	RIVER GROVE	1AESS	1	
	456	RIVER GROVE	RIVER GROVE	1AESS	1	
	457	RIVER GROVE	CHICAGO NEWCASTLE	5ESS	1	
	458	SUMMIT	SUMMIT	1AESS	1	
	459	WHEELING	WHEELING	5ESS	1	
	460	ORLAND PARK	ORLAND PARK	2BESS	1	
	462	WHEATON	WHEATON CGO	1AESS	1	
	464	PLATO CENTER	PLATO CENTER	5ESS	1	
	466	SUGAR GROVE	SUGAR GROVE	5ESS	1	
	467	EVANSTON	EVANSTON	1AESS	1	
	468	ELGIN (DSO)	ELGIN	5ESS	1	
	469	GLEN ELLYN	GLEN ELLYN	1ESS	1	
	470	SKOKIE	MORTON GROVE	5ESS	1	
	471*	CELLULAR ONE	MTSO	*	*	
	473#	WAUKEGAN	NORTH CHICAGO	DMS100	1	
	474	LANSING	CALUMET CITY	5ESS	1	
	475	EVANSTON	EVANSTON	1AESS	1	

NPA LISTING  
 03/16/92

NPA	NNX	EXCHANGE	OFFICE NAME	OFFICE TYPE	LATA	EFF DATE
---	---	-----	-----	-----	-----	-----
708	476	AMERITECH MOBILE	MTSO	*	*	
	479	MOKENA	MOKENA RSO	5ESS	1	
	480	NORTHBROOK	NORTHBROOK	1AESS	1	
	481#	CHICAGO HEIGHTS	PARK FOREST	DMS100	1	
	482	LAGRANGE	LAGRANGE	1AESS	1	
	483	BARTLETT	BARTLETT	5ESS	1	
	484#	BERWYN	CICERO BERWYN	1AESS	1	
	485	BROOKFIELD	LAGRANGE	1AESS	1	
	486#	GLENVIEW	GLENVIEW	5ESS	1	
	487	WAUCONDA	WAUCONDA	2ESS	1	
	488#	OAK PARK	OAK PARK CG1	1AESS	1	1/10/92
	489	BLUE ISLAND	BLUE ISLAND	5ESS	1	
	490	ROSELLE	WILLOWCREST	1AESS	1	
	491	EVANSTON	EVANSTON	1AESS	1	
	492	EVANSTON	EVANSTON	1AESS	1	
	493	HILLSIDE	HILLSIDE	5ESS	1	
	494	ROSELLE	MTSO	*	*	
	495	LOMBARD	LOMBARD	1AESS	1	
	496	SUMMIT	SUMMIT	1AESS	1	
	497	PISTAKEE HIGHLANDS	FOX LAKE	2BESS	1	
	498	NORTHBROOK	NORTHBROOK	1AESS	1	
	499	OAKLAWN	OAK LAWN CGO	1AESS	1	
	501	WINNETKA	WILMETTE	5ESS	1	
	503#	CHICAGO HEIGHTS	PARK FOREST	DMS100	1	
	505	NAPERVILLE	NAPERVILLE NE	5ESS	1	
	506#	ARL. HTS.	ARL. HTS.	1AESS	1	
	510	WHEATON	WHEATON	1AESS	1	
	512#	DOWNERS GROVE	DOWNERS GROVE	1AESS	1	
	513	ST. CHARLES	GENEVA	5ESS	1	
	515#	DOWNERS GROVE	DOWNERS GROVE	1AESS	1	
	516	CARY	CARY	2BESS	1	
	519	ROSELLE	WILLOWCREST	1AESS	1	
	520	WHEELING	WHEELING	5ESS	1	
	521	RIVER GROVE	NEWCASTLE	5ESS	1	
	522	LIBERTYVILLE	LIBERTYVILLE	5ESS	1	
	524#	OAK PARK	OAK PARK	1AESS	1	
	526	WAUCONDA	WAUCONDA	2ESS	1	
	527#	NAPERVILLE	NAPERVILLE	5ESS	1	
	529	ROSELLE	ROSELLE CGO	1AESS	1	
	530	ELMHURST	ELMHURST	5ESS	1	
	531#	MAYWOOD	MAYWOOD	5ESS	1	
	532	TINLEY PARK	TINLEY PARK	5ESS	1	
	533	NORTHBROOK	MTSO	*	*	
	534	MONEE	GOVENORS PARK	2ESS	1	
	535	BLUE ISLAND	TINLEY PARK	5ESS	1	
	536	ROSELLE	WILLOWCREST	1AESS	1	

NPA LISTING  
03/16/92

NPA	NNX	EXCHANGE	OFFICE NAME	OFFICE TYPE	LATA	EFF DATE
---	---	-----	-----	-----	-----	-----
708	537	WHEELING	WHEELING	5ESS	1	
	538	SCHAUMBURG	SCHAUMBURG-NORTH	DMS100	1	
	540	LAKE ZURICH	LAKE ZURICH	2ESS	1	
	541	WHEELING	WHEELING	5ESS	1	
	542	ROSELLE	MTSO	*	*	
	543	ELMHURST	LOMBARD	1AESS	1	
	544#	BELLWOOD	BELLWOOD CGO	1AESS	1	
	546	ROUND LAKE	ROUND LAKE	2ESS	1	
	547#	BELLWOOD	BELLWOOD	1AESS	1	
	548	GRAYSLAKE	GRAYSLAKE	2BESS	1	
	550	LA GRANGE	MTSO	*	*	
	551	DUNDEE	DUNDEE	2BESS	1	
	552	PLANO	PLANO	5ESS	1	
	553	YORKVILLE	YORKVILLE	2ESS	1	
	554#	OSWEGO	OSWEGO	2ESS	1	
	556	BIG ROCK	BIG ROCK	5ESS	1	
	557	KANEVILLE	KANEVILLE	5ESS	1	
	558	CELLULAR ONE	MTSO	*	*	
	559	NORTHBROOK	NORTHBROOK	1AESS	1	
	560	OAK FOREST SOUTH	TINLEY PARK	5ESS	1	
	562	MAYWOOD	HILLSIDE	5ESS	1	
	563	SUMMIT	SUMMIT	1AESS	1	
	564	NORTHBROOK	NORTHBROOK	1AESS	1	
	566	MUNDELEIN	LIBERTYVILLE	5ESS	1	
	570	EVANSTON	EVANSTON	1AESS	1	
	571	HINSDALE	OAKBROOK	5ESS	1	
	572	HINSDALE	OAKBROOK	5ESS	1	
	573	HINSDALE	OAKBROOK	5ESS	1	
	574	HINSDALE	OAKBROOK	5ESS	1	
	575	OAKBROOK	OAKBROOK	5ESS	1	
	576	PALATINE	SCHAUMBURG NORTH	DMS100	1	
	577#	ARLINGTON HEIGHTS	ARL HTS CGO	1AESS	1	
	578#	WAUKEGAN	NORTH CHICAGO	DMS100	1	
	579	LAGRANGE	LAGRANGE	1AESS	1	
	580	DUNDEE	DUNDEE	EWSD	1	
	581	SKOKIE	GLENVIEW HOST	5ESS	1	
	584	ST CHARLES	GENEVA	5ESS	1	
	587	FOX LAKE	FOX LAKE	2BESS	1	
	590#	ARLINGTON HEIGHTS	ARL HTS CGO	1AESS	1	
	593	ELK GROVE	ELK GROVE	1AESS	1	
	594	SUMMIT	SUMMIT	1AESS	1	
	595	BENSENVILLE	BENSENVILLE	5ESS	1	
	596	HARVEY	HARVEY	1AESS	1	
	597	BLUE ISLAND	BLUE ISLAND	5ESS	1	
	598	OAK LAWN	HICKORY HILLS	5ESS	1	
	599	OAK LAWN	HICKORY HILLS	5ESS	1	

NPA LISTING  
03/16/92

NPA	NNX	EXCHANGE	OFFICE NAME	OFFICE TYPE	LATA	EFF DATE
---	---	-----	-----	-----	----	----
708	602	ROSELLE	MTSO	*	*	
	603	ROSELLE	ROSELLE	1AESS	1	
	605#	ROSELLE	SCHAUMBURG	DMS100	1	
	610	DTWX	DTWX SAC	XXX	1	
	612	ROSELLE	ROSELLE	1AESS	1	
	614	TINLEY PARK	TINLEY PARK	5ESS	1	
	615#	LAKE FOREST	LAKE FOREST	DMS100	1	
	616	BENSENVILLE	BENSENVILLE	5ESS	1	
	617	ELMHURST	ELMHURST	5ESS	1	
	619#	ROSELLE	SCHAUMBURG	DMS100	1	
	620	LOMBARD	LOMBARD CGO	1AESS	1	
	621	WINNETKA	WILMETTE DSO	5ESS	1	
	623	WAUKEGAN	WAUKEGAN	5ESS	1	
	624	ROSELLE	MTSO	*	*	
	626	LA GRANGE	MTSO	*	*	
	627	LOMBARD	LOMBARD	1AESS	1	
	628	ELMHURST	LOMBARD CGO	1AESS	1	
	629	LOMBARD	LOMBARD	1AESS	1	
	632	ARLINGTON HEIGHTS	ARL. HTS.	DMS100	1	
	633	TINLEY PARK	TINLEY PARK	5ESS	1	
	634	HALF DAY	WHEELING	5ESS	1	
	636	OAKLAWN	OAK LAWN	1AESS	1	
	638	LA GRANGE	MTSO	*	*	
	639	CARY	CARY	2ESS	1	
	640	ELK GROVE	ELK GROVE	1AESS	1	
	641	CELLULAR ONE	MTSO	*	*	
	643	LA GRANGE	MTSO	*	*	
	644#	MOBILE COMM	MTSO	*	*	
	645	DUNDEE	DUNDEE	SIEM.	1	
	646	GLENVIEW	GLENVIEW	5ESS	1	
	647	SKOKIE	CHICAGO NEWCASTLE	5ESS	1	
	649	BELLWOOD	BELLWOOD	1AESS	1	
	652#	CICERO	CICERO	1AESS	1	
	653	WHEATON	WHEATON CGO	1AESS	1	
	654	HINSDALE	HINSDALE	5ESS	1	
	655	HINSDALE	HINSDALE	5ESS	1	
	656#	CICERO	CICERO CGO	1AESS	1	
	657	GLENVIEW	GLENVIEW	5ESS	1	
	658	ALGONQUIN	ALGONQUIN	2BESS	1	
	659	ROSELLE	MTSO	*	*	
	660#	OAK PARK	OAK PARK	1AESS	1	
	661	AMERITECH MOBILE	MTSO	*	*	
	662	WAUKEGAN	WAUKEGAN	5ESS	1	
	665	WHEATON	WHEATON CGO	1AESS	1	
	667	RIVER GROVE	NEWCASTLE	5ESS	1	
	668	WHEATON	WHEATON CGO	1AESS	1	

NPA LISTING  
03/16/92

NPA	NNX	EXCHANGE	OFFICE NAME	OFFICE TYPE	LATA	EFF DATE
----	----	-----	-----	-----	----	----
708	669	HUNTLEY	HUNTLEY	5ESS	1	
	670#	ARLINGTON HEIGHTS	ARL HTS DSO	DMS100	1	
	671	FRANKLIN PARK	SCHILLER PARK	5ESS	1	
	672	CRETE	CRETE	2ESS	1	
	673	SKOKIE	SKOKIE	1AESS	1	
	674	SKOKIE	SKOKIE CGO	1AESS	1	
	675	SKOKIE	SKOKIE	1AESS	1	
	676	SKOKIE	SKOKIE CGO	1AESS	1	
	677	SKOKIE	SKOKIE	1AESS	1	
	678	FRANKLIN PARK	SCHILLER PARK	5ESS	1	
	679	SKOKIE	SKOKIE	1AESS	1	
	680	LIBERTYVILLE	LIBERTYVILLE	2BESS	1	
	681#	MAYWOOD	BELLWOOD	1AESS	1	
	682	WHEATON	WHEATON CGO	1AESS	1	
	683	HAMPSHIRE	HAMPSHIRE	5ESS	1	
	684	HINSDALE	OAKBROOK	5ESS	1	
	687	BLUE ISLAND	TINLEY PARK	5ESS	1	
	688#	WAUKEGAN	N CHGO WKG	DMS100	1	
	689#	WAUKEGAN	N. CHGO	DMS100	1	
	690	WHEATON	WHEATON CGO	1AESS	1	
	691	LOMBARD	LOMBARD	1AESS	1	
	695	ELGIN	ELGIN	5ESS	1	
	697	ELGIN	ELGIN	5ESS	1	
	705	PALATINE	PALATINE	1AESS	1	
	706#	ROSELLE	SCHAUMBURG	DMS100	1	
	709	CHICAGO HEIGHTS	CHICAGO HEIGHTS	1ESS	1	
	710	LA GRANGE	MTSO	*	*	
	713	NAPERVILLE	NAPERVILLE	5ESS	1	
	717	NAPERVILLE	NAPERVILLE	1AESS	1	
	719#	DOWNERS GROVE	DOWNERS GROVE	1AESS	1	
	720	CHICAGO HEIGHTS	FRANKFORT	2ESS	1	
	721	AMERITECH MOBILE	MTSO	*	*	
	722	OAK BROOK	OAK BROOK	5ESS	1	
	724	GLENVIEW	GLENVIEW	5ESS	1	
	726	LAKE ZURICH	LAKE ZURICH	SIEM.	1	
	729	GLENVIEW	GLENVIEW	5ESS	1	
	730	CALUMET CITY	CALUMET CITY	1ESS	1	
	731	ZION	ZION	2BESS	1	
	733	CELLULAR PAGING	APPLE COMM	*	*	
	734	ELK GRV VLG	ELK GROVE	5ESS	1	
	739	LEMONT	LEMONT NORTH	1ESS	1	
	740	ROUND LAKE	ROUND LAKE	2ESS	1	
	741	ELGIN	ELGIN	5ESS	1	
	742	ELGIN	ELGIN	5ESS	1	
	746	ZION	ZION	2ESS	1	
	747#	CHICAGO HEIGHTS	PARK FOREST	DMS100	1	

NPA LISTING  
03/16/92

NPA	NNX	EXCHANGE	OFFICE NAME	OFFICE TYPE	LATA	EFF DATE
----	----	-----	-----	-----	----	----
708	748#	CHICAGO HEIGHTS	PARK FOREST	DMS100	1	
	749#	BERWYN	CICERO BERWYN	1AESS	1	
	751	CELLULAR ONE	MTSO	*	*	
	752	WHEATON	LOMARD HOST	5ESS	1	
	753	NORTHBROOK	NORTHBROOK	1AESS	1	
	754	CHICAGO HEIGHTS	CHICAGO HEIGHTS	1ESS	1	
	755	CHICAGO HEIGHTS	CHICAGO HEIGHTS	1ESS	1	
	756	CHICAGO HEIGHTS	CHICAGO HEIGHTS	1ESS	1	
	757#	CHICAGO HEIGHTS	CHICAGO HTS. EAST	DMS100	1	
	758#	CHICAGO HEIGHTS	CHICAGO HTS. EAST	DMS100	1	
	759	LEMONT	BOLINGBROOK	2ESS	1	
	762#	ROSELLE	SCHAUMBURG	DMS100	1	
	765#	BARRINGTON SOUTH	BARRINGTON SOUTH	DMS100	1	
	766	BENSENVILLE	BENSENVILLE	5ESS	1	
	767	CELLULAR ONE	MTSO	*	*	
	769#	DOWNERS GROVE	DOWNERS GROVE	5ESS	1	
	771#	FOREST	OAK PARK	1AESS	1	
	772	AMERITECH MOBILE	MSTO	*	*	
	773	ITASCA	BENSENVILLE	5ESS	1	
	775	BENSENVILLE	BENSENVILLE	5ESS	1	
	776	PALATINE	PALATINE	1AESS	1	
	778	NAPERVILLE	NAPERVILLE	1AESS	1	
	780#	CICERO	CICERO CGO	1AESS	1	
	782	ELMHURST	ELMHURST	5ESS	1	
	783	LEMONT	LEMONT NORTH	1ESS	1	
	786	BELLWOOD	BELLWOOD	1AESS	1	
	788#	BERWYN	CICERO	1AESS	1	
	789	HINSDALE	HINSDALE	5ESS	1	
	790	GLEN ELLYN	GLEN ELLYN	1ESS	1	
	794	HINSDALE	HINSDALE	5ESS	1	
	795#	BERWYN	CICERO	1AESS	1	
	798	HOMWOOD	HOMWOOD	1ESS	1	
	799	HOMWOOD	HOMWOOD	1ESS	1	
	801#	AURORA	AURORA-MAIN	5ESS	1	
	806	ELK GROVE	ELK GROVE	5ESS	1	
	808	WHEELING	WHEELING	5ESS	1	
	810#	DOWNERS GROVE	DOWNERS GROVE	1AESS	1	
	816	LIBERTYVILLE	LIBERTYVILLE	5ESS	1	
	817	NORTHBROOK	MTSO	*	*	
	818#	ARLINGTON HTS.	ARLINGTON HTS.	1AESS	1	
	820#	AURORA	AURORA EAST	5ESS	1	
	826	ROSELLE	MTSO	*	*	
	828	CELLULAR ONE	MTSO	*	*	
	829#	DOWNERS GROVE	DOWNERS GROVE	1ESS	1	
	830	BARTLETT	BARTLETT	5ESS	1	
	831	HIGHLAND PARK	DEERFIELD	1ESS	1	

NPA LISTING  
03/16/92

NPA	NNX	EXCHANGE	OFFICE NAME	OFFICE TYPE	LATA	EFF DATE
----	----	-----	-----	-----	----	----
708	832	ELMHURST	ELMHURST	5ESS	1	
	833	ELMHURST	ELMHURST	5ESS	1	
	834	ELMHURST	ELMHURST	5ESS	1	
	835	GLENCOE	WINNETKA	2BESS	1	
	837	BARTLETT	BARTLETT	5ESS	1	
	838	ANTIOCH	ANTIOCH	5ESS	1	
	839	WILLOW SPRINGS	SUMMIT	1AESS	1	
	840	BATAVIA	GENEVA	5ESS	1	
	841	RIVERDALE	RIVERDALE	5ESS	1	
	843	ROSELLE	WILLOWCREST	1AESS	1	
	844#	AURORA	AURORA MAIN	5ESS	1	
	846	AMERITECH MOBILE	MTSO	*	*	
	848#	OAK PARK	OAK PARK	1AESS	1	
	849	RIVERDALE	RIVERDALE	5ESS	1	
	850	HINSDALE	HINSDALE	5ESS	1	
	851#	AURORA	AURORA EAST	5ESS	1	
	852#	DOWNERS GROVE	DOWNERS GROVE	1AESS	1	
	853	WILMETTE	WILMETTE	5ESS	1	
	854	ALGONQUIN	ALGONQUIN	2BESS	1	
	855	GURNEE	GURNEE	5ESS	*	
	857	OAKLAWN	OAK LAWN	1AESS	1	
	858	GLEN ELLYN	GLEN ELLYN	1ESS	1	
	859	AURORA	AURORA EAST	1ESS	1	
	860	BENSENVILLE	BENSENVILLE	5ESS	1	
	862	CALUMET CITY	CALUMET CITY	5ESS	1	
	863#	CICERO	CICERO	1AESS	1	
	864	EVANSTON	EVANSTON	1ESS	1	
	865#	MAYWOOD	BELLWOOD	1AESS	1	
	866	EVANSTON	EVANSTON	1AESS	1	
	867	HARWOOD HEIGHTS	NEWCASTLE 3	5ESS	1	
	868	CALUMET CITY	CALUMET CITY	5ESS	1	
	869	EVANSTON	EVANSTON	1AESS	1	
	870#	ARLINGTON HEIGHTS	ARL HTS CGO	1AESS	1	
	872	ZION	ZION	2BESS	1	
	873	ORLAND PARK	ORLAND PARK	5ESS	1	
	876#	WEST CHICAGO	WEST CHICAGO	5ESS	1	
	877	THORNTON	HARVEY	1AESS	1	
	879	BATAVIA	GENEVA BATAVIA	5ESS	1	
	880	ROSELLE	WILLOWCREST	1AESS	1	
	881	METROMEDIA PGNG	*	*	*	
	882	ROSELLE	WILLOW CREST	1AESS	1	
	883	LINCOLNSHIRE	WHEELING	5ESS	1	
	884	ROSELLE	WILLOWCREST	1AESS	1	
	885	ROSELLE	WILLOWCREST	1AESS	1	
	887	HINSDALE	HINSDALE	5ESS	1	
	888	ELGIN	ELGIN	5ESS	1	

NPA LISTING  
03/16/92

NPA	NNX	EXCHANGE	OFFICE NAME	OFFICE TYPE	LATA	EFF DATE
---	---	-----	-----	-----	----	-----
708	890	AMER PGNG/ILL	MTSO	*	*	
	891	CALUMET CITY	CALUMET CITY	1ESS	1	
	892	AURORA	AURORA MAIN	1ESS	1	
	893	ROSELLE	ROSELLE	1AESS	1	
	894	ROSELLE	ROSELLE	1AESS	1	
	895	LANSING	CALUMET CITY	1ESS	1	
	896	AURORA	AURORA MAIN	1ESS	1	
	897	AURORA	AURORA MAIN	1ESS	1	
	898#	AURORA	AURORA EAST	5ESS	1	
	904#	PLAINFIELD	PLAINFIELD	DMS100	1	
	905	ROSELLE	ROSELLE	1AESS	1	
	907#	AURORA	AURORA	5ESS	1	
	910	DOWNERS GROVE	LEMONT NORTH	1ESS	1	
	913	HALF DAY	WHEELING	5ESS	1	
	914	SUMMITT	MTSO	*	*	
	916	LOMBARD	LOMBARD	5ESS	1	
	919	LIBERTYVILLE	LIBERTYVILLE	5ESS	1	
	920	HINSDALE	HINSDALE	5ESS	1	
	921	SUMMIT	MTSO	*	*	
	922	HOMWOOD	HOMWOOD	1ESS	1	
	923	PALOS PARK	PALOS PARK	5ESS	1	
	924	ROSELLE	ROSELLE	1AESS	1	
	925	PALATINE	WILLOWCREST	1AESS	1	
	926#	HIGHLAND PARK	HIGHLAND PK	DMS100	1	
	928	FRANKLIN PARK	SCHILLER PARK	5ESS	1	
	931	ELGIN	ELGIN	5ESS	1	
	932	LOMBARD	LOMBARD	1AESS	1	
	933	SKOKIE	SKOKIE	1AESS	1	
	934	PALATINE	PALATINE	1AESS	1	
	937#	WAUKEGAN	NORTH CHICAGO	DMS100	1	
	938#	NORTH CHICAGO	NORTH CHICAGO	DMS100	1	
	939	AMERITECH MOBILE	MTSO	*	*	
	940	DEERFIELD	DEERFIELD	1ESS	1	
	941	ELMHURST	ELMHURST	5ESS	1	
	945	DEERFIELD	DEERFIELD	1ESS	1	
	946	BEECHER	BEECHER	DMS100	1	
	947	HILLSIDE	HILLSIDE	5ESS	1	
	948	DEERFIELD	DEERFIELD	1ESS	1	
	949	MUNDELEIN	LIBERTYVILLE	2BESS	1	
	951	AMERITECH MOBILE	MTSO	*	*	
	952	ELK GROVE	ELK GROVE	1AESS	1	
	953	LOMBARD	LOMBARD	1AESS	1	
	954	HINSDALE	OAKBROOK	5ESS	1	
	955	NAPERVILLE	NAPERVILLE-NE	5ESS	1	
	956	ELK GROVE	ELK GROVE	1AESS	1	
	957	HOMWOOD	HOMWOOD	1ESS	1	

NPA LISTING  
03/16/92

NPA	NNX	EXCHANGE	OFFICE NAME	OFFICE TYPE	LATA	EFF DATE
---	---	-----	-----	-----	-----	-----
708	960#	DOWNERS GROVE	DOWNERS GROVE	1AESS	1	
	961#	NAPERVILLE	NAPERVILLE	5ESS	1	
	962	PAGNET PAGING	MTSO	*	*	
	963#	DOWNERS GROVE	DOWNERS GROVE	1AESS	1	
	964#	DOWNERS GROVE	DOWNERS GROVE	1AESS	1	
	965	SKOKIE	MORTON GROVE	1ESS	1	
	966	SKOKIE	MORTON GROVE	1ESS	1	
	967	SKOKIE	MORTON GROVE	1ESS	1	
	968#	DOWNERS GROVE	DOWNERS GROVE	1AESS	1	
	969#	DOWNERS GROVE	DOWNERS GROVE	1AESS	1	
	970	LIBERTYVILLE	LIBERTYVILLE	5ESS	1	
	971#	DOWNERS GROVE	DOWNERS GROVE	1AESS	1	
	972	LEMONT	LEMONT NORTH	1ESS	1	
	973	FOX LAKE	FOX LAKE	2BESS	1	
	974	PALOS PARK	HICKORY HILLS	5ESS	1	
	975*	AMERITECH MOBILE	MTSO	*	*	
	977*	CELLULAR ONE	MTSO	*	*	
	978#	AURORA	AURORA EAST RSO	5ESS	1	
	979	NAPERVILLE	NAPERVILLE NE	5ESS	1	
	980	ROSELLE	ROSELLE	1AESS	1	
	981	ELK GROVE	ELK GROVE	1AESS	1	
	982	SKOKIE	SKOKIE CGO	1AESS	1	
	983#	NAPERVILLE	NAPERVILLE	5ESS	1	
	985	DOWNERS GROVE	LEMONT NORTH	1ESS	1	
	986	HINSDALE	HINSDALE	5ESS	1	
	987	CELLULAR ONE	MTSO	*	*	
	989	AMERITECH MOBILE	MTSO	*	*	
	990	HINSDALE	OAKBROOK	5ESS	1	
	991	PALATINE	PALATINE	1AESS	1	
	995#	SCHAUMBURG	SCHAUMBURG MAIN	DMS100	*	
	997	CELLULAR ONE	MTSO	*	*	
	998	GLENVIEW	GLENVIEW	5ESS	1	
	999	RIVER GROVE	RIVER GROVE	1AESS	1	

NPA LISTING  
03/16/92

NPA	NNX	EXCHANGE	OFFICE NAME	OFFICE TYPE	LATA	EFF DATE
---	---	-----	-----	-----	-----	-----
815	223	LASALLE	LASALLE	5ESS	1	
	224	LASALLE	LASALLE	5ESS	1	
	226	ROCKFORD	ROCKFORD-EAST	1AESS	2	
	227	ROCKFORD	ROCKFORD EAST	1AESS	2	
	229	ROCKFORD	ROCKFORD-EAST	1AESS	2	
	237	GARDNER	GARDNER	5ESS	1	
	238	CONTEL CELLULAR	MTSO	*	*	
	254	PLAINFIELD	PLAINFIELD	DMS100	1	
	258	MORRIS	MTSO	*	*	
	262	ROCKFORD	MTSO	*	*	
	265	GILMAN	GILMAN	DMS100	1	
	268	ONARGA	ONARGA	DMS100	1	
	272	KANKAKEE	MTSO	*	*	
	282	ROCKFORD	LOVES PK-N PKSD	1ESS	2	
	287	VERONA	VERONA	5ESS	1	
	334	WOODSTOCK	WOODSTOCK DSO	DMS100	1	
	337	WOODSTOCK	WOODSTOCK	DMS100	1	
	338	WOODSTOCK	WOODSTOCK	DMS100	1	
	344	MCHENRY	MCHENRY	DMS100	1	
	347	AMERITECH MOBILE	MTSO	*	*	
	348	AMERICAN PAGING	MTSO	*	*	
	353	WOODSTOCK	MTSO	*	*	
	357	SENECA	SENECA	5ESS	1	
	363	MC HENRY	MCHENRY	DMS100	1	
	372#	LOCKPORT	ROMEOVILLE	5ESS	1	
	385	MCHENRY	MCHENRY	DMS100	1	
	389	SOUTH BELOIT	SOUTH BELOIT	1ESS	13	
	394	ROCKFORD	ROCKFORD-EAST	1AESS	2	
	395	ROCKFORD	ROCKFORD EAST	1AESS	2	
	397	ROCKFORD	ROCKFORD-EAST	1AESS	2	
	398	ROCKFORD	ROCKFORD-EAST	1AESS	2	
	399	ROCKFORD	ROCKFORD-EAST	1AESS	2	
	423	ELWOOD	ELWOOD	DMS100	1	
	424	ELWOOD	ELWOOD	DMS100	1	
	426	HERSCHER	KANKAKEE	1ESS	1	
	427	ST. ANNE	KANKAKEE	1ESS	1	
	432	WATSEKA	WATSEKA	DMS100	1	
	433	OTTAWA	OTTAWA	5ESS	1	
	434	OTTAWA	OTTAWA	5ESS	1	
	436	PLAINFIELD	PLAINFIELD	DMS100	1	
	439	PLAINFIELD	PLAINFIELD	DMS100	1	
	448	MAZON	MAZON	5ESS	1	
	455	CRYSTAL LAKE	CRYSTAL LAKE	DMS100	1	
	458	BRAIDWOOD	BRAIDWOOD	DMS100	1	
	459	CRYSTAL LAKE	CRYSTAL LAKE	DMS100	1	
	462	NEW LENOX	NEW LENOX	2BESS	1	

NPA LISTING  
03/16/92

NPA	NNX	EXCHANGE	OFFICE NAME	OFFICE TYPE	LATA	EFF DATE
----	----	-----	-----	-----	----	----
815	464*	FRANKFORT	FRANKFORT CGO	5ESS		
	465	GRANT PARK	KANKAKEE	1ESS	1	
	467	MINOOKA	MINOOKA	2BESS	1	
	468	MANTENO	KANKAKEE	5ESS	1	
	469	FRANKFORT	FRANKFORT	2ESS	1	
	472	MOMENCE	KANKAKEE	5ESS	1	
	475	PLATTVILLE	PLATTVILLE	DMS100	1	
	476	WILMINGTON	WILMINGTON	DMS100	1	
	477	CRYSTAL LAKE	CRYSTAL LAKE	DMS100	1	
	478	MANHATTAN	MANHATTAN	DMS100	1	
	485	NEW LENOX	NEW LENOX	2BESS	1	
	488	CONTEL CELLULAR	MTSO	*	*	
	489	ROCKFORD	ROCKFORD-MAIN	1AESS	2	
	494	ROCKFORD	MTSO	*	*	
	532	PAGNET	MTSO	*	*	
	555	DIRECTORY ASSIST.	XXX	XXX	1	
	568	MARENGO	MARENGO	DMS100	1	
	582	UTICA	LASALLE	5ESS	1	
	584	DWIGHT	DWIGHT	5ESS	1	
	592	KANKAKEE	MTSO	*	*	
	622	STERLING	STERLING	5ESS	4	
	625	STERLING	STERLING	5ESS	4	
	626	STERLING	STERLING	5ESS	4	
	633	ROCKFORD	LOVESP-K-N PKSD	1ESS	2	
	634	COAL CITY	COAL CITY	3ESS	1	
	636	ROCKFORD	LOVES PARK-NORTH	1ESS	2	
	637	ROCKFORD	LOVES PARK-NORTH	1ESS	2	
	647	PCN INC	MTSO	*	*	
	654	ROCKFORD	LOVES PK-N. PKSD	1ESS	2	
	657	FORREST	FORREST	DMS10	5	
	667	UTICA	UTICA RSO	5ESS	1	
	683	CRESENT CITY	CRESENT CITY	DMS100	1	
	695	NEWARK	NEWARK	5ESS	1	
	722	JOLIET	JOLIET-MAIN	1ESS	1	
	723	JOLIET	JOLIET-MAIN	1ESS	1	
	725	JOLIET	JOLIET-WEST	1ESS	1	
	726	JOLIET	JOLIET-MAIN	1ESS	1	
	727	JOLIET	JOLIET-MAIN	1ESS	1	
	729	JOLIET	JOLIET-WEST	1ESS	1	
	736	LISBON	LISBON	5ESS	1	
	740	JOLIET	JOLIET-MAIN	1ESS	1	
	741	JOLIET	JOLIET-WEST	1ESS	1	
	744	JOLIET	JOLIET-WEST	1ESS	1	
	751	CONTEL CELLULAR	MTSO	*	*	
	773	JOLIET	JOLIET-WEST	1ESS	1	
	774	JOLIET	JOLIET-MAIN	1ESS	1	

NPA LISTING  
03/16/92

NPA	NNX	EXCHANGE	OFFICE NAME	OFFICE TYPE	LATA	EFF DATE
---	---	-----	-----	-----	---	----
815	777	GALENA	GALENA	5XB	3	
	792	HARDING	HARDING RSO	5ESS	1	
	834	LOCKPORT	LOCKPORT	DMS100	1	
	836	LOCKPORT	LOCKPORT	DMS100	1	
	838	LOCKPORT	LOCKPORT	DMS100	1	
	877	ROCKFORD	LOVES PK-N. PKSD	1ESS	2	
	883	OGLESBY	OGLESBY RSO	5ESS	1	
	886#	LOCKPORT	ROMEOVILLE	5ESS	1	
	922	AMERITECH MOBILE	MTSO	*	*	
	923	UNION	UNION	DMS100	1	
	928	KANKAKEE	KANKAKEE	1AESS	1	
	932	KANKAKEE	KANKAKEE	1AESS	1	
	933	KANKAKEE	KANKAKEE	1AESS	1	
	935	KANKAKEE	KANKAKEE	1AESS	1	
	936	KANKAKEE	KANKAKEE	1AESS	1	
	937	KANKAKEE	KANKAKEE	1AESS	1	
	939	KANKAKEE	KANKAKEE	1AESS	1	
	941	MORRIS	MORRIS	5ESS	1	
	942	MORRIS	MORRIS	5ESS	1	
	943	HARVARD	HARVARD	DMS100	1	
	944	MOMENCE	KANKAKEE	5ESS	1	
	961	ROCKFORD	ROCKFORD-MAIN	1AESS	2	
	962	ROCKFORD	ROCKFORD-MAIN	1AESS	2	
	963	ROCKFORD	ROCKFORD-MAIN	1AESS	2	
	964	ROCKFORD	ROCKFORD-MAIN	1AESS	2	
	965	ROCKFORD	ROCKFORD-MAIN	1AESS	2	
	966	ROCKFORD	ROCKFORD-MAIN	1AESS	2	
	967	ROCKFORD	ROCKFORD-MAIN	1AESS	2	
	968	ROCKFORD	ROCKFORD-MAIN	1AESS	2	
	969	ROCKFORD	ROCKFORD-MAIN	1AESS	2	
	983	AMERITECH MOBILE	MTSO	*	*	
	987	ROCKFORD	ROCKFORD-MAIN	1AESS	2	



NPA	NNX	EXCHANGE	COMPANY
----	----	-----	-----
217	225	VERSAILLES	GENERAL TEL.
	226	ASSUMPTION	ILL. CONSOLIDATED
	227	FARMERSVILLE	ILL. CONSOLIDATED
	229	RAYMOND	ILL. CONSOLIDATED
	234	MATTOON	ILL. CONSOLIDATED
	235	MATTOON	ILL. CONSOLIDATED
	236	PERRY	GENERAL TEL.
	237	KINCAID	ILL. CONSOLIDATED
	243	JACKSONVILLE	GENERAL TEL.
	245	JACKSONVILLE	GENERAL TEL.
	253	TUSCOLA	GENERAL TEL.
	256	WARSAW	CONTINENTAL TEL.
	258	MATTOON	ILL. CONSOLIDATED
	262	HAMMOND	GENERAL TEL.
	265	VIRDEN	GENERAL TEL.
	268	ARCOLA	ILL. CONSOLIDATED
	269	CHRISMAN	GENERAL TEL.
	272	SORENTO	GENERAL TEL.
	275	VERMILLION	GENERAL TEL.
	279	WEST UNION	GENERAL TEL.
	283	HOOPESTON	ALLTEL ILLINOIS, INC.
	285	PITTSFIELD	GENERAL TEL.
	286	HENNING	CONTINENTAL TEL.
	287	TAYLORVILLE	ILL. CONSOLIDATED
	288	SIDELL	GENERAL TEL.
	289	HERSMAN	ADAMS TEL.
	322	RUSHVILLE	THE SCHUYLER TEL. CO.
	324	LITCHFIELD	ILL. CONSOLIDATED
	325	STONINGTON	ILL. CONSOLIDATED
	327	CHAMBERSBURG	ADAMS TEL. CO
	335	BARRY	GENERAL TEL.
	336	BAYLIS	GENERAL TEL.
	338	FISHHOOK	ADAMS TEL.
	339	CHENEYVILLE	ALLTEL ILLINOIS, INC.
	342	EFFINGHAM	ILL. CONSOLIDATED
	345	CHARLESTON	ILL. CONSOLIDATED
	346	OAKLAND	ILL. CONSOLIDATED
	347	EFFINGHAM	ILL. CONSOLIDATED
	348	CHARLESTON	ILL. CONSOLIDATED
	349	ASHMORE	ILL. CONSOLIDATED
	357	CARTHAGE	CONTINENTAL TEL.
	368	GREENFIELD	GENERAL TEL.
	374	WHITEHALL	GENERAL TEL.
	375	EAST LYNN	ALLTEL ILLINOIS, INC.
	376	EMDEN	ALLTEL ILLINOIS, INC.
	379	PAXTON	GENERAL TEL.
	382	MARTINSVILLE	ILL. CONSOLIDATED
	385	BROCTON	GENERAL TEL.
	386	LODA	GENERAL TEL.
	387	THAWVILLE	GENERAL TEL.
	388	MELVIN	GENERAL TEL.
	392	AUGUSTA	ADAMS TEL. CO.

NPA	NNX	EXCHANGE	COMPANY
----	----	-----	-----
217	394	BUCKLEY	GENERAL TEL.
	395	ROBERTS	GENERAL TEL.
	396	LUDLOW	ALLTEL ILLINOIS, INC.
	397	RANKIN	ALLTEL ILLINOIS, INC.
	426	NEW CANTON	GENERAL TEL.
	432	HULL	GENERAL TEL.
	435	WAVERLY	GENERAL TEL.
	436	PALMYRA	GENERAL TEL.
	437	ROCKPORT	GENERAL TEL.
	438	AUBURN	GENERAL TEL.
	439	MODESTO	MIDLAND TEL.
	445	MIDDLETOWN NEW HOLLA	GENERAL TEL.
	447	BEASON	ALLTEL ILLINOIS, INC.
	448	NIOTA	CONTINENTAL TEL.
	449	LOMAX	MCDONOUGH TEL. COOP.
	452	VIRGINIA	CASS COUNTY TEL.
	453	NAUVOO	CONTINENTAL TEL.
	455	COATSBURG	ADAMS TEL.
	456	NEW DOUGLAS	GENERAL TEL.
	457	CONCORD	MIDLAND TEL.
	458	CHANDELRVILLE	CHANDELRVILLE TEL.
	459	WINDSOR	ILL. CONSOLIDATED
	463	PARIS	GENERAL TEL.
	465	PARIS	GENERAL TEL.
	466	PARIS	GENERAL TEL.
	468	OREANA	GENERAL TEL.
	472	CHAPIN	GENERAL TEL.
	476	ASHLAND	CASS COUNTY TEL.
	478	ALEXANDER	GENERAL TEL.
	479	JACKSONVILLE	GENERAL TEL.
	482	MASON CITY	CONTINENTAL TEL.
	483	CHATHAM	GENERAL TEL.
	484	SCOTTVILLE	MIDLAND TEL.
	485	TOLONO	ALLTEL ILLINOIS, INC.
	486	ILLIOPOLIS	GENERAL TEL.
	488	NEW BERLIN	GENERAL TEL.
	489	MANSFIELD	GENERAL TEL.
	495	RANTOUL	ALLTEL ILLINOIS, INC.
	496	SHERMAN	GENERAL TEL.
	526	MORRISONVILLE	ILL. CONSOLIDATED
	532	HILLSBORO	ILL. CONSOLIDATED
	533	IRVING	ILL. CONSOLIDATED
	534	COFFEEN	GENERAL TEL.
	536	WATSON	CONTINENTAL TEL.
	537	DONNELLSON	GENERAL TEL.
	538	FILLMORE	GENERAL TEL.
	539	OCONEE	MIDLAND TEL.
	543	ARTHUR	ILL. CONSOLIDATED
	562	PANA	ILL. CONSOLIDATED
	563	NOKOMIS	ILL. CONSOLIDATED
	564	IVERSDALE	ALLTEL ILLINOIS, INC.
	566	WILLIAMSVILLE	GENERAL TEL.

NPA	NNX	EXCHANGE	COMPANY
---	---	-----	-----
217	567	TOWERHILL	ILL. CONSOLIDATED
	568	GIFFORD	ALLTEL ILLINOIS, INC.
	569	ARMSTRONG	ALLTEL ILLINOIS, INC.
	578	ATWOOD	ILL. CONSOLIDATED
	581	CHARLESTON	ILL. CONSOLIDATED
	582	OGDEN	ALLTEL ILLINOIS, INC.
	583	ROYAL	ALLTEL ILLINOIS, INC.
	584	MERODOSIA	GENERAL TEL.
	586	MAHOMET	GENERAL TEL.
	587	MANCHESTER	GENERAL TEL.
	589	ROODHOUSE	GENERAL TEL.
	593	CAMP POINT	GENERAL TEL.
	594	WITT	ILL. CONSOLIDATED
	595	PENFIELD	ALLTEL ILLINOIS, INC.
	598	SADORUS	ALLTEL ILLINOIS, INC.
	623	EDINBURG	ILL. CONSOLIDATED
	624	LOAMI	GENERAL TEL.
	625	PAWNEE	GENERAL TEL.
	626	PLEASANT PLAINS	GENERAL TEL.
	627	GIRRARD	GENERAL TEL.
	628	DIVERNON	GENERAL TEL.
	642	HARTSBURG	ALLTEL ILLINOIS, INC.
	643	THOMASBORO	ALLTEL ILL., INC.
	644	STRASBURG	ILL. CONSOLIDATED
	647	MEYER	ADAMS TEL.
	648	ATLANTA	GENERAL TEL.
	654	FOUNTAIN GREEN	LAHARPE TEL.
	658	SUTTER	CONTINENTAL TEL.
	659	LAHARPE	LAHARPE TEL.
	664	DELAND	GENERAL TEL.
	665	BETHANY	GENERAL TEL.
	667	MINDALE	ADAMS TEL.
	668	NIANTIC	GENERAL TEL.
	669	CISCO	GENERAL TEL.
	672	WARRENSBURG	GENERAL TEL.
	673	WOODSON	GENERAL TEL.
	674	LATHAM	MT. PULASKI TEL. & ELECT.
	675	FRANKLIN	GENERAL TEL.
	676	MT. AUBURN	ILL. CONSOLIDATED
	677	LAPLACE	GENERAL TEL.
	678	BEMENT	GENERAL TEL.
	682	STEWARDSON	ILL. CONSOLIDATED
	683	GILA	MONTROSE MUTUAL
	684	PHILO	ALLTEL ILLINOIS, INC.
	687	SEYMOUR	ALLTEL ILLINOIS, INC.
	688	SIDNEY	GENERAL TEL.
	692	BLUE MOUND	ILL. CONSOLIDATED
	694	FLATVILLE	ALLTEL ILLINOIS, INC.
	696	GOLDEN	ADAMS TEL.
	723	MILTON	GENERAL TEL.
	728	SULLIVAN	GENERAL TEL.
	732	LINCOLN	GENERAL TEL.

NPA	NNX	EXCHANGE	COMPANY
----	----	-----	-----
217	734	PLEASANT HILL	GENERAL TEL.
	735	LINCOLN	GENERAL TEL.
	736	WELDON	GENERAL TEL.
	738	WESTERVELT	ILL. CONSOLIDATED
	739	ELLIOTSTOWN	MONTROSE MUTUAL
	742	WINCHESTER	GENERAL TEL.
	743	BASCO	CONTINENTAL TEL.
	745	SIBLEY	GENERAL TEL.
	746	FERRIS	CONTINENTAL TEL.
	748	ROSSVILLE	CONTINENTAL TEL.
	749	ELLIOT	GENERAL TEL.
	752	GAYS	ILL. CONSOLIDATED
	754	BLUFFS	GENERAL TEL.
	755	COLUSA	MCDONOUGH TEL. COOP.
	756	FINDLAY	LAKESIDE TEL.
	759	BISMARCK	CONTINENTAL TEL.
	762	MONTICELLO	GENERAL TEL.
	763	CERROGORDO	GENERAL TEL.
	764	MACON	GENERAL TEL.
	765	ALVIN	CONTINENTAL TEL.
	767	ELWIN-DECATUR	GENERAL TEL.
	768	MOWEAQUA	INLAND TEL.
	773	MT. STERLING	GENERAL TEL.
	774	SHELBYVILLE	ILL. CONSOLIDATED
	776	COLLISON	ALLTEL ILLINOIS, INC.
	783	COWDEN	ILL. CONSOLIDATED
	792	MT. PULASKI	MT. PULASKI TEL. & ELECT.
	794	MAROA	GENERAL TEL.
	795	ARGENTA	GENERAL TEL.
	796	CHESTNUT	MT. PULASKI TEL. & ELECT.
	797	KIRKSVILLE	LAKESIDE TEL.
	824	TAYLORVILLE	ILL. CONSOLIDATED
	826	MARSHALL	GENERAL TEL.
	829	PEARL	GENERAL TEL.
	832	VILLA GROVE	GENERAL TEL.
	833	GRIGGSVILLE	GENERAL TEL.
	834	BROADLANDS	GENERAL TEL.
	835	BENLD	GENERAL TEL.
	837	NEWMAN	GENERAL TEL.
	839	GILLESPIE	GENERAL TEL.
	842	BOWEN	CONTINENTAL TEL.
	844	SIGEL	ILL. CONSOLIDATED
	845	ELVASTON	CONTINENTAL TEL.
	846	FOOSLAND	ALLTEL ILLINOIS, INC.
	847	HAMILTON	CONTINENTAL TEL.
	849	TOLEDO	ALLTEL ILLINOIS, INC.
	852	DALLAS CITY	CONTINENTAL TEL.
	854	CARLINVILLE	GENERAL TEL.
	856	HUMBOLDT	ILL. CONSOLIDATED
	857	TEUTOPOLIS	GENERAL TEL.
	863	BONDVILLE	ALLTEL ILLINOIS, INC.
	864	MT. ZION	GENERAL TEL.

NPA	NNX	EXCHANGE	COMPANY
---	---	-----	-----
217	865	ELWIN-DECATUR	GENERAL TEL.
	867	PESOTUM	ALLTEL ILLINOIS, INC.
	868	SHUMWAY	CONTINENTAL TEL.
	873	LOVINGTON	MOULTRIE INDEPENDENT
	874	DALTON CITY	GENERAL TEL.
	879	OWANECO	ILL. CONSOLIDATED
	882	MURRAYVILLE	GENERAL TEL.
	884	REDMON	GENERAL TEL.
	886	LITERBERRY	GENERAL TEL.
	887	METCALF	GENERAL TEL.
	889	CLARKSVILLE	CLARKSVILLE MUTUAL TEL.
	892	RANTOUL	ALLTEL ILLINOIS, INC.
	893	RANTOUL	ALLTEL ILLINOIS, INC.
	894	CLAYTON	GENERAL TEL.
	895	NEOGA	ALLTEL ILLINOIS, INC.
	896	HOMER	GENERAL TEL.
	897	FISHER	ALLTEL ILLINOIS, INC.
	923	GREENUP	ALLTEL ILLINOIS, INC.
	924	MONTROSE	MONTROSE MUTUAL
	925	DIETRICH	MONTROSE MUTUAL TEL.
	927	PATTERSON	GENERAL TEL.
	932	CASEY	ALLTEL ILLINOIS, INC.
	935	CLINTON	GENERAL TEL.
	936	MENDON	ADAMS TEL.
	937	CLINTON	GENERAL TEL.
	938	LORAIN	ADAMS TEL.
	942	CARROLLTON	GENERAL TEL.
	944	KENNEY	GENERAL TEL.
	945	HILLVIEW	GENERAL TEL.
	946	GRANDVIEW	GRANDVIEW MUTUAL TEL.
	947	ELKHART	GENERAL TEL.
	948	KANSAS	ALLTEL ILLINOIS, INC.
	949	WAYNESVILLE	GENERAL TEL.
	964	URSA	ADAMS TEL.
	965	VIRDEN	GENERAL TEL.
	967	WESTFIELD	ALLTEL ILLINOIS, INC.
	968	GREENVIEW	GENERAL TEL.
	983	ELDRED	GENERAL TEL.
	985	LIMA	ADAMS TEL.
	987	POTOMAC	ALLTEL ILLINOIS, INC.
	997	ARENZVILLE	MIDLAND TEL.
	999	MT. OLIVE	GENERAL TEL.
309	234	ORION NORTH	ORION TEL.
	243	DUNLAP	GENERAL TEL.
	246	LACON	CENTRAL TEL.
	248	WASHBURN-LOW POINT	GENERAL TEL.
	249	EDELSTEIN	GENERAL TEL.
	254	INDUSTRY	MCDONOUGH TEL.
	257	LITTLETON	MCDONOUGH TEL.
	263	MORTON	GENERAL TEL.
	266	MORTON	GENERAL TEL.
	274	CHILLICOTHE	GENERAL TEL.

NPA	NNX	EXCHANGE	COMPANY
----	----	-----	-----
309	286	TOULON	GENERAL TEL.
	288	MINERAL	GENERAL TEL.
	289	KNOXVILLE	CENTRAL TEL.
	293	ELLISVILLE	MID-CENTURY TEL.
	295	MACOMB	GENERAL TEL.
	298	MACOMB	GENERAL TEL.
	325	SMITHSHIRE	MCDONOUGH TEL.
	326	GREEN VALLEY	CENTRAL TEL.
	329	ASTORIA	GENERAL TEL.
	334	WOODHULL	WOODHULL COMMUNITY TEL.
	342	GALESBURG	CENTRAL TEL.
	343	GALESBURG	CENTRAL TEL.
	344	GALESBURG NORTH	CENTRAL TEL.
	345	GALESBURG	CENTRAL TEL.
	346	PEKIN	CENTRAL TEL.
	347	PEKIN	CENTRAL TEL.
	348	SOUTH PEKIN	CENTRAL TEL.
	352	GREEN VALLEY	CENTRAL TEL.
	353	PEKIN	CENTRAL TEL.
	355	PEKIN SO.	CENTRAL TEL.
	358	YATES CITY	YATES CITY TEL.
	359	MACKINAW	GENERAL TEL.
	364	HENRY	GENERAL TEL.
	365	LEXINGTON	GENERAL TEL.
	367	METAMORA	METAMORA TEL.
	372	REYNOLDS	REYNOLDS TEL.
	374	KEITHSBURG	CONTINENTAL TEL.
	375	WATABA	CENTRAL TEL.
	376	CARLOCK	GENERAL TEL.
	377	CROPSEY	GENERAL TEL.
	378	DOWNNS	GENERAL TEL.
	379	STANFORD	GENERAL TEL.
	382	NORTH PEKIN	CENTRAL TEL.
	383	GERMANTOWN HILLS	METAMORA TEL.
	385	PRINCEVILLE	GENERAL TEL.
	387	GROVELAND	GENERAL TEL.
	389	GLASFORD	GLASFORD TEL.
	392	MINIER-ARMINGTON	GENERAL TEL.
	394	BENSON	GENERAL TEL.
	399	LAROSE	GENERAL TEL.
	426	ROSEVILLE	GENERAL TEL.
	432	MINONK	GENERAL TEL.
	436	BLOOMINGTON	GENERAL TEL.
	438	BLOOMINGTON	GENERAL TEL.
	441	GREEN RIVER NORTH	GENESEO TEL.
	443	WASHBURN-LOW POINT	GENERAL TEL.
	444	WASHINGTON	GENERAL TEL.
	446	BRIMFIELD	GENERAL TEL.
	447	DEERCREEK	ALLTEL ILLINOIS, INC.
	448	CONGERVILLE	ALLTEL ILLINOIS, INC.
	449	HOPEDALE	GENERAL TEL.
	452	BLOOMINGTON	GENERAL TEL.

NPA	NNX	EXCHANGE	COMPANY
----	----	-----	-----
309	454	BLOOMINGTON	GENERAL TEL.
	456	GOODHOPE	MCDONOUGH TEL.
	457	MONMOUTH	GENERAL TEL.
	458	PLYMOUTH	ADAMS TEL.
	461	NIOTA	CONTINENTAL TEL.
	462	ABINGDON	GENERAL TEL.
	463	VARNA	GENERAL TEL.
	464	NORTH HENDERSON	CONTINENTAL TEL.
	465	AVON	CENTRAL TEL.
	467	EUREKA	GENERAL TEL.
	469	SPARLAND	GENERAL TEL.
	473	HEYWORTH	GENERAL TEL.
	475	SAYBROOK	GENERAL TEL.
	476	ANDOVER	CONTINENTAL TEL.
	477	PEKIN MAIN	CENTRAL TEL.
	479	CASTLETON	GENERAL TEL.
	482	ALEXIS	CONTINENTAL TEL.
	483	ONEIDA	ONEIDA TEL.
	484	ALTONA	MID-CENTURY TEL.
	486	LONDON MILLS	GENERAL TEL.
	491	HAMPTON	CONTINENTAL TEL.
	493	CAMPGROVE	GENERAL TEL.
	496	HAMPTON	CONTINENTAL TEL.
	522	OSCO	CAMBRIDGE TEL.
	523	PORT BYRON	CONTINENTAL TEL.
	526	ORION MAIN	ORION TEL.
	527	EL PASO	EL PASO TEL.
	529	ALPHA	GENERAL TEL.
	534	PREEMPTION	CONTINENTAL TEL.
	535	TOPEKA	CENTRAL TEL.
	537	ELIZA	CONTINENTAL TEL.
	538	KILBOURNE	GENERAL TEL.
	543	HAVANA	CENTRAL TEL.
	545	TALBOTT	CENTRAL TEL.
	546	BATH	CONTINENTAL TEL.
	556	BLOOMINGTON	GENERAL TEL.
	557	BLOOMINGTON	GENERAL TEL.
	562	EASTON	CASS COUNTY TEL.
	563	CAMERON	CENTRAL TEL.
	576	GREEN VALLEY	CENTRAL TEL.
	578	MOSSVILLE	GENERAL TEL.
	579	MOSSVILLE	GENERAL TEL.
	582	ALEDO	CONTINENTAL TEL.
	584	JOY	CONTINENTAL TEL.
	586	SEATON	CONTINENTAL TEL.
	587	NEW BOSTON	CONTINENTAL TEL.
	593	SHERRARD	CONTINENTAL TEL.
	594	NEPONSET	GENERAL TEL.
	596	VIOLA	VIOLA HOME TEL.
	597	FOREST CITY	CENTRAL TEL.
	627	BIGGSVILLE	GENERAL TEL.
	639	WILLIAMSFIELD	MID-CENTURY TEL.

NPA	NNX	EXCHANGE	COMPANY
----	----	-----	-----
309	652	BLANDINSVILLE	MCDONOUGH TEL.
	653	ADAIR	MCDONOUGH TEL.
	654	CORDOVA	CONTINENTAL TEL.
	658	HILLSDALE	CONTINENTAL TEL.
	659	ERIE	CONTINENTAL TEL.
	662	BLOOMINGTON	GENERAL TEL.
	663	BLOOMINGTON	GENERAL TEL.
	666	BLOOMINGTON	GENERAL TEL.
	667	NEW WINDSOR	NEW WINDSOR TEL.
	695	WYOMING	GENERAL TEL.
	722	BELLFLOWER	GENERAL TEL.
	723	COLFAX	GENERAL TEL.
	724	ELLSWORTH	GENERAL TEL.
	725	COOKSVILLE	INLAND TEL.
	726	HUDSON	GENERAL TEL.
	727	ARROWSMITH	GENERAL TEL.
	728	TOWANDA	INLAND TEL.
	729	LITTLE YORK	CONTINENTAL TEL.
	734	MONMOUTH	GENERAL TEL.
	742	ELMWOOD	GENERAL TEL.
	744	SECOR	ALLTEL ILLINOIS, INC.
	745	SUNNYLAND	GENERAL TEL.
	746	RARITAN	MCDONOUGH TEL.
	747	GRIDLEY	GRIDLEY TEL.
	754	MATHERVILLE	CONTINENTAL TEL.
	758	TABLEGROVE	MID-CENTURY TEL.
	759	SUMMUM	MID-CENTURY TEL.
	763	BLOOMINGTON	GENERAL TEL.
	766	BLOOMINGTON	GENERAL TEL.
	768	KIRKWOOD	GENERAL TEL.
	769	BARDOLPH	MCDONOUGH TEL.
	772	BUSHNELL	GENERAL TEL.
	774	SWAN CREEK	MCDONOUGH TEL.
	775	PRAIRIE CITY	GENERAL TEL.
	776	COLCHESTER	MCDONOUGH TEL.
	778	FAIRVIEW	MID-CENTURY TEL.
	783	SMITHFIELD	MID-CENTURY TEL.
	784	VERMONT	GENERAL TEL.
	785	CUBA	GENERAL TEL.
	823	BLOOMINGTON	GENERAL TEL.
	824	BLOOMINGTON	GENERAL TEL.
	825	*DES PLAINES	CENTRAL TEL.
	827	BLOOMINGTON	GENERAL TEL.
	828	BLOOMINGTON	GENERAL TEL.
	829	BLOOMINGTON	GENERAL TEL.
	833	MACOMB	GENERAL TEL.
	836	MACOMB	GENERAL TEL.
	837	MACOMB	GENERAL TEL.
	852	KEWANEE	GENERAL TEL.
	853	KEWANEE	GENERAL TEL.
	854	KEWANEE	GENERAL TEL.
	856	KEWANEE	GENERAL TEL.

NPA	NNX	EXCHANGE	COMPANY
---	---	-----	-----
309	862	BLOOMINGTON	GENERAL TEL.
	867	OQUAWKA	CONTINENTAL TEL.
	872	RIO	CONTINENTAL TEL.
	873	GULFPORT	GENERAL TEL.
	874	MCLEAN	GENERAL TEL.
	875	MAQUON	MID-CENTURY TEL.
	876	GILSON	MID-CENTURY TEL.
	878	VICTORIA	MID-CENTURY TEL.
	879	VICTORIA	MID-CENTURY TEL.
	887	ALBANY	CONTINENTAL TEL.
	888	BLOOMINGTON	GENERAL TEL.
	895	BUDA	GENERAL TEL.
	896	ELMIRA	GENERAL TEL.
	897	BRADFORD	GENERAL TEL.
	923	ROANOKE	GENERAL TEL.
	924	STRONGHURST	GENERAL TEL.
	925	TREMONT	GENERAL TEL.
	926	MARIETTA	MID-CENTURY TEL.
	927	BISHOP HILL	MID-CENTURY TEL.
	928	FARMERCITY	GENERAL TEL.
	932	GALVA	CONTINENTAL TEL.
	935	ANNAWAN	HENRY COUNTY TEL.
	936	ATKINSON	HENRY COUNTY TEL.
	937	CAMBRIDGE	CAMBRIDGE TEL.
	944	GENESEO	GENESEO TEL.
	949	GREEN RIVER	GENESEO TEL.
	962	LEROY	GENERAL TEL.
	963	DANVERS	INLAND TEL.
	965	GOODFIELD	ALLTEL ILLINOIS, INC.
	968	MANITO	CENTRAL TEL.
	995	LAFAYETTE	MID-CENTURY TEL.
312	380	PARK RIDGE	CENTRAL TEL.
	399	PARK RIDGE	CENTRAL TEL.
	693	PARK RIDGE	CENTRAL TEL.
	694	DES PLAINES	CENTRAL TEL.
	714	PARK RIDGE	CENTRAL TEL.
618	226	SHATTUC	CONTINENTAL TEL.
	232	HAMBURG	GENERAL TEL.
	238	EDGEWOOD	CONTINENTAL TEL.
	243	OKAWVILLE	CONTINENTAL TEL.
	245	FARINA	CONTINENTAL TEL.
	247	SANDOVAL	CONTINENTAL TEL.
	248	ALBERS	CONTINENTAL TEL.
	249	IRVINGTON	CONTINENTAL TEL.
	252	HARRISBURG	GENERAL TEL.
	253	HARRISBURG	GENERAL TEL.
	262	MT. CARMEL	GENERAL TEL.
	263	MT. CARMEL	GENERAL TEL.
	264	HICKS	HARDIN COUNTY TEL.
	265	NEW HAVEN	CONTINENTAL TEL.
	268	RALEIGH-GALATIA	CONTINENTAL TEL.

NPA	NNX	EXCHANGE	COMPANY
---	---	-----	-----
618	269	SHAWNEETOWN	GENERAL TEL.
	272	RIDGWAY	GENERAL TEL.
	273	ELDORADO	GENERAL TEL.
	275	LEAMINGTON	EQUALITY TEL.
	276	EQUALITY	EQUALITY TEL.
	278	WOODBURN	MIDLAND TEL.
	279	WALTONVILLE	CONTINENTAL TEL.
	281	COLUMBIA	HARRISONVILLE TEL.
	282	RED BUD	HARRISONVILLE TEL.
	284	PRAIRIE-DU ROCHER	HARRISONVILLE TEL.
	285	ROSICLARE	HARDIN COUNTY TEL.
	286	DUPO	HARRISONVILLE TEL.
	287	ELIZABETHTOWN	HARDIN COUNTY TEL.
	289	CAVE IN ROCK	HARDIN COUNTY TEL.
	295	MARISSA	GENERAL TEL.
	298	BELLMONT	GENERAL TEL.
	299	ALLENDALE	GENERAL TEL.
	326	MULBERRY GROVE	CONTINENTAL TEL.
	329	OAKDALE	EQYPTIAN TEL.
	336	RICE	EGYPTIAN TEL.
	342	VILLA RIDGE	GENERAL TEL.
	347	SEFTON	MIDLAND TEL.
	349	ST. PETER	CONTINENTAL TEL.
	355	VALMEYER	HARRISONVILLE TEL.
	357	PINCKNEYVILLE	GENERAL TEL.
	362	DORCHESTER	MIDLAND TEL.
	375	GRAYVILLE	GENERAL TEL.
	376	FIELDON	CONTINENTAL TEL.
	378	NORRIS CITY	CONTINENTAL TEL.
	382	CARMI	GENERAL TEL.
	384	CARMI	GENERAL TEL.
	386	WATERLOO	HARRISONVILLE
	392	OLNEY	GENERAL TEL.
	393	OLNEY	GENERAL TEL.
	395	OLNEY	GENERAL TEL.
	396	BATCHTOWN	CONTINENTAL TEL.
	423	RAMSEY	GENERAL TEL.
	424	ADDIEVILLE	CONTINENTAL TEL.
	425	PITTSBURG	CONTINENTAL TEL.
	426	AVA	GENERAL TEL.
	427	BROWNSTOWN	CONTINENTAL TEL.
	428	HERRICK	MIDLAND TEL.
	432	PATOKA	CONTINENTAL TEL.
	435	BENTON	GENERAL TEL.
	437	INA	CONTINENTAL TEL.
	438	BENTON	GENERAL TEL.
	439	BENTON	GENERAL TEL.
	442	PARKERSBURG	CONTINENTAL TEL.
	443	SPARTA	GENERAL TEL.
	445	ALBION	GENERAL TEL.
	446	BROWNS	WABASH TEL.
	453	CARBONDALE	GENERAL TEL.

NPA	NNX	EXCHANGE	COMPANY
----	----	-----	-----
618	455	WILLOW HILL	GENERAL TEL.
	456	WEST SALEM	CONTINENTAL TEL.
	457	CARBONDALE	GENERAL TEL.
	458	RENAULT	HARRISONVILLE TEL.
	459	WORDEN	MADISON TEL.
	473	HECKER	CONTINENTAL TEL.
	476	MILLSTADT-WESTVIEW	CONTINENTAL TEL.
	478	NEW MINDEN	CONTINENTAL TEL.
	483	ALTAMOUNT	CONTINENTAL TEL.
	485	ASHLEY	CONTINENTAL TEL.
	487	BEECHER CITY	CONTINENTAL TEL.
	488	ALHAMBRA	ALHAMBRA GRANTFORK TEL.
	493	HOYLETON	CONTINENTAL TEL.
	495	HOFFMAN	CONTINENTAL TEL.
	496	TAMAROA	CONTINENTAL TEL.
	497	PERCY STEELVILLE	GENERAL TEL.
	498	JERSEYVILLE	GENERAL TEL.
	522	CARBONDALE	GENERAL TEL.
	524	METROPOLIS	GENERAL TEL.
	529	CARBONDALE	GENERAL TEL.
	535	JERSEYVILLE	GENERAL TEL.
	536	CARBONDALE	GENERAL TEL.
	538	MILLSTADT WESTVIEW	CONTINENTAL TEL.
	542	DUQUOIN	GENERAL TEL.
	543	JOPPA	GENERAL TEL.
	544	ROBINSON	GENERAL TEL.
	546	ROBINSON	GENERAL TEL.
	549	CARBONDALE	GENERAL TEL.
	557	HARDINVILLE	CONTINENTAL TEL.
	563	HUTSONVILLE	CONTINENTAL TEL.
	564	BROOKPORT	GENERAL TEL.
	565	GRANDTOWER	GENERAL TEL.
	566	MASCOUTAH	CONTINENTAL TEL.
	568	ELKSVILLE	GENERAL TEL.
	569	ANNAPOLIS	CONTINENTAL TEL.
	576	HARDIN	GENERAL TEL.
	584	FLATROCK	FLAT ROCK MUTUAL TEL.
	585	BUNKERHILL	GENERAL TEL.
	586	PALESTINE	CONTINENTAL TEL.
	587	TILDEN	GENERAL TEL.
	588	NEW BADEN	CONTINENTAL TEL.
	592	OBLONG	ILL. CONSOLIDATED TEL.
	596	ZIEGLER	GENERAL TEL.
	625	SESSER	GENERAL TEL.
	627	THOMPSONVILLE	GENERAL TEL.
	629	EWING	GENERAL TEL.
	633	HAMEL	MADISON TEL.
	634	KARNAK	GENERAL TEL.
	635	STAUNTON	CENTRAL TEL.
	637	LIVINGSTON	CENTRAL TEL.
	643	MCLEANSBORO	GENERAL TEL.
	644	ST. JACOB	HOME TEL.

NPA	NNX	EXCHANGE	COMPANY
---	---	-----	-----
618	647	BROUGHTON	HAMILTON COUNTY TEL.
	648	BELL PRAIRIE	HAMILTON COUNTY TEL.
	653	KAMPSVILLE	GENERAL TEL.
	654	HIGHLAND	GENERAL TEL.
	657	CYPRESS	GENERAL TEL.
	658	VIENNA	GENERAL TEL.
	662	FLORA	GENERAL TEL.
	665	LOUISVILLE	WABASH TEL.
	669	POCAHONTAS	MIDLAND TEL.
	672	EDDYVILLE	SHAWNEE TEL. CO.
	673	CISNE-CRISP	WABASH TEL.
	675	GRANTFORK	ALHAMBRA-GRANTFORK
	676	CLAYCITY	GENERAL TEL.
	677	FAYETTEVILLE	CONTINENTAL TEL.
	678	XENIA	WABASH TEL.
	683	GOLCONDA	GENERAL TEL.
	684	MURPHYSBORO	GENERAL TEL.
	686	BIBLEGROVE	WABASH TEL.
	687	MURPHYSBORO	GENERAL TEL.
	689	SAILOR SPRINGS	CONTINENTAL TEL.
	695	SIMPSON	HARDIN COUNTY TEL.
	723	NOBLE	GENERAL TEL.
	724	CHRISTOPHER	GENERAL TEL.
	728	MACEDONIA	HAMILTON COUNTY TEL.
	729	MEDORA	CONTINENTAL TEL.
	735	WOODLAWN	CONTINENTAL TEL.
	736	DAHLGREN	HAMILTON COUNTY TEL.
	749	KEYSPORT	CONTINENTAL TEL.
	752	WENDELIN	CONTINENTAL TEL.
	753	CHESTERFIELD-ROCKBRI	CONTINENTAL TEL.
	754	DUNDAS	CONTINENTAL TEL.
	756	BELLE RIVE	HAMILTON COUNTY TEL.
	757	BLAIRSVILLE	HAMILTON COUNTY TEL.
	758	COULTERVILLE	GENERAL TEL.
	763	GLENN	EGYPTIAN TEL.
	765	BARTELSON	CONTINENTAL TEL.
	768	ST. LIBORY	EGYPTIAN TEL.
	773	DALE	HAMILTON COUNTY TEL.
	774	BLAIR	EGYPTIAN TEL.
	775	ODIN	ODIN TEL.
	777	STONEFORT	GENERAL TEL.
	778	HETTICK	CONTINENTAL TEL.
	782	COLLINSVILLE	PACTEL
	783	NEWTON	GENERAL TEL.
	785	BALDWIN	EGYPTIAN TEL.
	786	GRAFTON	GRAFTON TEL.
	787	DUBOIS	CONTINENTAL TEL.
	793	ROSEHILL	GENERAL TEL.
	824	VENEDY	EGYPTIAN TEL.
	826	CHESTER	GENERAL TEL.
	827	DONGOLA	GENERAL TEL.
	829	ST. ELMO	CONTINENTAL TEL.

NPA	NNX	EXCHANGE	COMPANY
---	---	-----	-----
618	833	ANNA	GENERAL TEL.
	834	SUMMERFIELD	CONTINENTAL TEL.
	835	ORCHARDVILLE	WABASH TEL.
	836	SHIPMAN	MIDLAND TEL.
	842	FAIRFIELD	GENERAL TEL.
	845	ULLIN	GENERAL TEL.
	846	SHOBONIER	ODIN TEL.
	847	FAIRFIELD	GENERAL TEL.
	853	EVANSVILLE	GENERAL TEL.
	854	MT. ERIE	WABASH TEL.
	859	ELLISGROVE	GENERAL TEL.
	863	CALHOUN	CONTINENTAL TEL.
	867	DESOTO	GENERAL TEL.
	869	CLAREMONT	GENERAL TEL.
	883	BRUSSELS	CONTINENTAL TEL.
	885	DOW	GENERAL TEL.
	888	PRAIRETOWN	MADISON TEL.
	893	COBDEN	GENERAL TEL.
	895	WAYNE CITY	GENERAL TEL.
	896	BURNT PRAIRIE	GENERAL TEL.
	897	GEFF	WABASH TEL.
	898	CISNE-CRISP	WABASH TEL.
	928	BIRDS	CONTINENTAL TEL.
	932	WEST FRANKFORT	GENERAL TEL.
	934	SUMMERFIELD	CONTINENTAL TEL.
	935	VALMEYER	HARRISONVILLE TEL.
	936	SUMNER	GENERAL TEL.
	937	WEST FRANKFORT	GENERAL TEL.
	939	WATERLOO	HARRISONVILLE TEL.
	942	HERRIN	GENERAL TEL.
	943	LAWRENCEVILLE	GENERAL TEL.
	945	BRIDGEPORT	GENERAL TEL.
	947	CHAUNCEY	CONTINENTAL TEL.
	948	ST. FRANCISVILLE	GENERAL TEL.
	949	RENSHAW	SHAWNEE TEL. CO.
	962	OMAHA	CONTINENTAL TEL.
	963	ENFIELD	GENERAL TEL.
	964	MARION	GENERAL TEL.
	965	PERCY STEELVILLE	GENERAL TEL.
	966	CROSSVILLE	CROSSVILLE TEL.
	968	MAUNIE	GENERAL TEL.
	982	PAULTON	CONTINENTAL TEL.
	983	JOHNSTON CITY	GENERAL TEL.
	984	ROYALTON	GENERAL TEL.
	985	CARTERVILLE	GENERAL TEL.
	987	HURST	GENERAL TEL.
	988	HERRIN	GENERAL TEL.
	993	MARION	GENERAL TEL.
	994	CARRIER MILLS	GENERAL TEL.
	995	GOREVILLE	GENERAL TEL.
	996	CREAL SPRINGS	GENERAL TEL.
	997	MARION	GENERAL TEL.

NPA	NNX	EXCHANGE	COMPANY
---	---	-----	-----
708	292	*PARK RIDGE	CENTRAL TEL.
	294		CENTEL
	296	DES PLAINES	CENTRAL TEL.
	297	DES PLAINES	CENTRAL TEL.
	298	DES PLAINES	CENTRAL TEL.
	299	DES PLAINES	CENTRAL TEL.
	318	PARK RIDGE	CENTRAL TEL.
	390	DES PLAINES	CENTRAL TEL.
	391	DES PLAINES	CENTRAL TEL.
	518	PARK RIDGE	CENTRAL TEL.
	635	DES PLAINES	CENTRAL TEL.
	692	PARK RIDGE	CENTRAL TEL.
	696	PARK RIDGE	CENTRAL TEL.
	698	PARK RIDGE	CENTRAL TEL.
	699	DES PLAINES	CENTRAL TEL.
	768	DES PLAINES	CENTRAL TEL.
	803	PARK RIDGE	CENTRAL TEL.
	823	PARK RIDGE	CENTRAL TEL.
	824	DES PLAINES	CENTRAL TEL.
	825	PARK RIDGE	CENTRAL TEL.
	827	DES PLAINES	CENTRAL TEL.
815	225	MILLEDGEVILLE	CONTINENTAL TEL.
	232	FREEPORT	CONTINENTAL TEL.
	233	FREEPORT	CONTINENTAL TEL.
	234	BYRON	GENERAL TEL.
	235	FREEPORT	CONTINENTAL TEL.
	239	PECATONIA	CONTINENTAL TEL.
	244	MT. CARROLL	CENTRAL TEL.
	246	EARLVILLE	GENERAL TEL.
	247	SEWARD	CONTINENTAL TEL.
	248	DURAND	CONTINENTAL TEL.
	249	GRAND RIDGE	GENERAL TEL.
	251	NELSON	CENTRAL TEL.
	253	KEMPTON	INLAND TEL.
	256	STELLE	STELLE TEL.
	259	THOMSON	CENTRAL TEL.
	264	WATERMAN	CONTINENTAL TEL.
	269	DANFORTH	ALLTELL ILLINOIS, INC.
	273	SAVANNA	CENTRAL TEL.
	284	DIXON	CENTRAL TEL.
	286	HINCKLEY	CONTINENTAL TEL.
	288	DIXON	CENTRAL TEL.
	332	CHERRY VALLEY	GENERAL TEL.
	335	WINNEBAGO	GENERAL TEL.
	336	COLETA	CONTINENTAL TEL.
	339	GRANVILLE	CONTINENTAL TEL.
	358	CORNELL	C-R TEL.
	359	HARMON	CENTRAL TEL.
	362	GERMAN VALLEY	CONTINENTAL TEL.
	365	REDDICK	GENERAL TEL.
	367	WINSLOW	CONTINENTAL TEL.
	368	LOSTANT	GENERAL TEL.

NPA	NNX	EXCHANGE	COMPANY
----	----	-----	-----
815	369	LENA	CONTINENTAL TEL.
	376	OHIO	GENERAL TEL.
	379	WALNUT	GENERAL TEL.
	384	CRESTON	CONTINENTAL TEL.
	392	KINSMAN	KINSMAN MUTUAL TEL.
	393	MONROE CENTER	CONTINENTAL TEL.
	396	STEWARD	CONTINENTAL TEL.
	428	MARTINTON	GENERAL TEL.
	429	SHELDON	GENERAL TEL.
	435	BEAVERVILLE	GENERAL TEL.
	437	PUTNAM	CONTINENTAL TEL.
	438	TAMPICO	CONTINENTAL TEL.
	442	TONICA	TONICA TEL.
	443	PEARL CITY	GENERAL TEL.
	445	MANLIUS	GENERAL TEL.
	446	CEDAR POINT	CONTINENTAL TEL.
	447	DEPUE	DEPUE TEL.
	449	DAKOTA	CONTINENTAL TEL.
	452	TOLUCA	GENERAL TEL.
	453	ASHTON	CONTINENTAL TEL.
	454	SHEFFIELD	GENERAL TEL.
	456	FRANKLIN GROVE	CONTINENTAL TEL.
	457	CISSNA PARK	ALLTEL ILL.INC.
	473	WOODLAND	ALLTEL ILLINOIS, INC.
	486	DONOVAN	GENERAL TEL.
	492	APPLE RIVER	CONTINENTAL TEL.
	493	LANARK	CONTINENTAL TEL.
	495	LELAND	GENERAL TEL.
	496	SHERIDAN	GENERAL TEL.
	497	COMPTON	GENERAL TEL.
	498	SANDWICH	GENERAL TEL.
	522	KIRKLAND	CONTINENTAL TEL.
	537	PROPHESTSTOWN	CONTINENTAL TEL.
	538	MENDOTA	GENERAL TEL.
	539	MENDOTA	GENERAL TEL.
	542	THOMAS	CONTINENTAL TEL.
	544	BELVIDERE	GENERAL TEL.
	547	BELVIDERE	GENERAL TEL.
	562	ROCHELLE	CONTINENTAL TEL.
	563	CEDARVILLE	CONTINENTAL TEL.
	567	CAMPUS	GENERAL TEL.
	569	CAPRON	GENERAL TEL.
	586	RANSOM	C-R TEL.
	589	FULTON	ALLTEL ILLINOIS, INC.
	591	HANOVER	CONTINENTAL TEL.
	594	APPLE RIVER	CONTINENTAL TEL.
	596	APPLE RIVER	CONTINENTAL TEL.
	597	GARDEN PRAIRIE	GENERAL TEL.
	598	MASSBACH	CONTINENTAL TEL.
	623	ROSCOE	GENERAL TEL.
	624	SOMONAUK-ROCKTON	GENERAL TEL.
	627	PAWPAW	GENERAL TEL.

NPA	NNX	EXCHANGE	COMPANY
---	---	-----	-----
815	628	WEST BROOKLYN	GENERAL TEL.
	629	SHIRLAND	GENERAL TEL.
	635	CHATSWORTH	GENERAL TEL.
	638	LAMOILLE	GENERAL TEL.
	643	DOVER	GENERAL TEL.
	645	STILLMAN VALLEY	GENERAL TEL.
	646	TISKILWA	GENERAL TEL.
	648	HEBRON	GENERAL TEL.
	652	GRAND DETOUR	CENTRAL TEL.
	653	WONDER LAKE	GENERAL TEL.
	659	BUREAU	GENERAL TEL.
	663	SPRINGVALLEY	GENERAL TEL.
	664	SPRINGVALLEY	GENERAL TEL.
	666	PRINCETON	GENERAL TEL.
	672	STREATOR	GENERAL TEL.
	673	STREATOR	GENERAL TEL.
	675	SPRING GROVE	GENERAL TEL.
	677	WARREN	CONTINENTAL TEL.
	678	RICHMOND	GENERAL TEL.
	682	STOCKLAND	ALLTEL ILLINOIS, INC.
	684	CHADWICK	CONTINENTAL TEL.
	686	PIPER CITY	GENERAL TEL.
	688	STRAWN	GENERAL TEL.
	689	CULLOM	INLAND TEL.
	692	FAIRBURY	GENERAL TEL.
	694	CLIFTON	GENERAL TEL.
	697	CHEBANSE	GENERAL TEL.
	698	ASHKUM	GENERAL TEL.
	699	WYANET	GENERAL TEL.
	728	WONDER LAKE	GENERAL TEL.
	732	OREGON	CONTINENTAL TEL.
	734	MT. MORRIS	CONTINENTAL TEL.
	738	LEAF RIVER	LEAF RIVER VALLEY TEL.
	743	GRAYMONT	PRAIRIE TEL.
	745	WARREN	CONTINENTAL TEL.
	747	EAST DUBUGE	CONTINENTAL TEL.
	748	DEKALB	CONTINENTAL TEL.
	753	DEKALB	CONTINENTAL TEL.
	756	DEKALB	CONTINENTAL TEL.
	758	DEKALB	CONTINENTAL TEL.
	765	POPLAR GROVE	GENERAL TEL.
	769	ROCHELLE	CONTINENTAL TEL.
	772	MORRISON	ALLTEL ILL., INC.
	778	LYNDON	ALLTEL ILLINOIS, INC.
	784	GENOA	CONTINENTAL TEL.
	786	SANDWICH	GENERAL TEL.
	789	ORANGEVILLE	CONTINENTAL TEL.
	795	MARSEILLES	THE MARSEILLES TEL.
	796	FLANAGAN	PRAIRIE TEL.
	824	SHABBONA	CONTINENTAL TEL.
	825	MALTA	CONTINENTAL TEL.
	827	MAPLE PARK	CONTINENTAL TEL.

NPA	NNX	EXCHANGE	COMPANY
---	---	-----	-----
815	832	SAUNEMIN	INLAND TEL.
	842	PONTIAC	GENERAL TEL.
	844	PONTIAC	GENERAL TEL.
	845	SCALES MOUND	CONTINENTAL TEL.
	849	SUBLETTE	CONTINENTAL TEL.
	853	WENONA	GENERAL TEL.
	854	LONG POINT	GENERAL TEL.
	856	LEONORE	LEONORE MUTUAL TEL.
	857	AMBOY	CONTINENTAL TEL.
	858	ELIZABETH	CONTINENTAL TEL.
	863	RUTLAND	GENERAL TEL.
	864	SHANNON	CONTINENTAL TEL.
	865	DAVIS	CONTINENTAL TEL.
	867	WINSLOW	CONTINENTAL TEL.
	868	MCCONNELL	CONTINENTAL TEL.
	869	MAGNOLIA	GENERAL TEL.
	872	PRINCETON	GENERAL TEL.
	874	NEW MILFORD	GENERAL TEL.
	875	PRINCETON	GENERAL TEL.
	879	PRINCETON	GENERAL TEL.
	882	MCNABB	MCNABB TEL.
	885	ROCK CUT	GENERAL TEL.
	889	MILFORD	ALLTEL ILLINOIS, INC.
	894	LADD	GENERAL TEL.
	895	SYCAMORE	CONTINENTAL TEL.
	898	NEW MILFORD	GENERAL TEL.
	899	*SYCAMORE	CONTEL TEL.
	925	HENNEPIN	GENERAL TEL.
	934	EMINGTON	GENERAL TEL.
	938	FORRESTON	CONTINENTAL TEL.
	945	CHENOA	GENERAL TEL.
	946	POLO	CONTINENTAL TEL.
	947	STOCKTON	CONTINENTAL TEL.
	948	HOOPPLE	CONTINENTAL TEL.
	949	CABERY	GENERAL TEL.
	977	DEKALB	CONTINENTAL TEL.
	984	WELLINGTON	ALLTEL ILLINOIS, INC.
	998	ODELL	GENERAL TEL.



## MARKET SERVICE AREA (MSA) SERVICE AREA LATA LOCATOR

The geographical areas within which a Bell Operating Company (BOC) may furnish service are called Market Service Areas (MSAs) or Local Area Transport Areas (LATAs). The State of Illinois is divided into 18 MSAs. (See LATA maps on pages IL-13 through IL-31.) Illinois Bell may provide service within any of its MSAs but service between MSAs must be provided by an Inter Market Service Area Carrier.

### LATA LOCATOR - ILLINOIS BELL EXCHANGES

Exchange	MSA No.	Exchange	MSA No.
Algonquin	1	Cary	1
Alton	15	Catlin	7
Antioch	1	Centralia	15
Arlington Hts.	1	Champaign-Urbana	7
Athens	9	Chicago	1
Aurora	1	Chicago Heights	1
Aviston	15	Cicero	1
Barrington	1	Coal City	1
Bartlett	1	Collinsville	15
Batavia	1	Columbus	10
Beardstown	10	Crescent City	1
Beckemeyer	15	Crete	1
Beecher	1	Crystal Lake	1
Belleville	15	Danville	7
Bellwood	1	Decatur	9
Bensenville	1	Deerfield	1
Berwyn	1	Delavan	6
Bethalto	15	Dix	15
Big Rock	1	Downers Grove	1
Blue Island	1	Dundee	1
Bluford	15	Dwight	1
Braidwood	1	East Moline	3
Breese	15	East St. Louis	15
Brighton	15	Edgemont	15
Brookfield	1	Edgington	3
Buffalo	9	Edwardsville	15
Burton	10	Elburn	1
Cairo	12	Elgin	1
Calumet City	1	Elk Grove	1
Canton	6	Elmhurst	1
Cantrall	9	Elwood	1
Carlyle	15	Evanston	1

LATA LOCATOR - ILLINOIS BELL EXCHANGES (Cont.)

Exchange	MSA No.	Exchange	MSA No.
Farimont	7	Itasca	1
Farmington	6	Iuka	15
Fiatt	6	Joliet	1
Fithian	7	Kaneville	1
Forest (Cook Co.)	1	Kankakee	1
Forrest (Livingston Co.)	5	Kaskaskia	15
Fowler	10	Kell	15
Fox Lake	1	Kinmundy	15
Frankfort	1	LaGrange	1
Franklin Park	1	Lake Forest	1
Freeburg	15	Lake Villa	1
Galena	3	Lake Zurich	1
Gardner	1	Lansing	1
Geneva	1	LaSalle	1
Georgetown	7	Lebanon	15
Germantown	15	Lemont	1
Gibson City	7	Lewistown	6
Gilman	1	Liberty	10
Glen Carbon	15	Libertyville	1
Glen Ellyn	1	Lisbon	1
Glencoe	1	Lockport	1
Glenview	1	Lombard	1
Granite City	15	Manhattan	1
Grant Park	1	Marengo	1
Grays Lake	1	Marine	15
Greenville	15	Maywood	1
Half Day	1	Mazon	1
Hampshire	1	McClure	15
Hanna City	6	McHenry	1
Harding	1	Minooka	1
Harmony (Jefferson Co.)	15	Mokena	1
Harristown	9	Moline	3
Harvard	1	Momence	1
Harvey	1	Monee	1
Herscher	1	Morris	1
Highland Park	1	Mound City	12
Hinsdale	1	Mounds	12
Homewood	1	Mount Vernon	15
Illinois City	3	Mundelein	1
Indianola	7	Naperville	1
Ipava	6	Nashville	15

LATA LOCATOR - ILLINOIS BELL EXCHANGES (Cont.)

Exchange	MSA No.	Exchange	MSA No.
New Athens	15	San Jose	6
New Lenox	1	Seneca	1
Newark	1	Skokie	1
Northbrook	1	South Beloit	13
Oak Forest South	1	Spring Bay	6
Oak Lawn	1	Springfield	9
Oakford	9	Sterling	4
Oakwood	7	Sugar Grove	1
O'Fallon	15	Summit	1
Oglesby	1	Tallula	9
Olive Branch	12	Tamms	12
Onarga	1	Thebes	12
Orland	1	Thornton	1
Oswego	1	Tinley Park	1
Ottawa	1	Trenton	15
Palatine	1	Trivoli	6
Palos Park	1	Troy	15
Payson	10	Union	1
Peoria	6	Utica	1
Peotone	1	Vandalia	15
Petersburg	9	Verona	1
Pistakee Highlands	1	Warrenville	1
Plainfield	1	Watseka	1
Plano	1	Wauconda	1
Plano Center	1	Waukegan	1
Plattville	1	West Chicago	1
Quincy	10	West Dana	16
Ridge Farm	7	Western Springs	1
River Grove	1	Westville	7
Riverdale	1	Wheaton	1
Riverside	1	Wheeling	1
Riverton	9	Willow Springs	1
Rochester	9	Wilmette	1
Rock Island	3	Wilmington	1
Rockford	2	Winnetka	1
Roselle	1	Wood River	15
Round Lake	1	Woodstock	1
St. Anne	1	Yorkville	1
St. Charles	1	Zion	1
St. Joseph	7		
Salem	15		

**LATA LOCATOR - ILLINOIS INDEPENDENT COMPANY EXCHANGES**

<b>Exchange</b>	<b>MSA No.</b>	<b>Exchange</b>	<b>MSA No.</b>
Abingdon	17	Baldwin	12
Adair	17	Bardolph	17
Addieville	15	Barry	10
Albany	3	Bartelso	15
Albers	15	Basco	17
Albion	11	Batchtown	15
Aledo	3	Bath	6
Alexander	10	Baylis	10
Alexis	3	Beason	5
Alhambra	15	Beaverville	1
Allendale	11	Beecher City	15
Alpha	3	Belle Prairie	11
Altamont	15	Belle River	15
Altona	17	Bellflower	5
Alvin	7	Bellomont	11
Amboy	4	Belvidere	2
Andover	3	Bement	7
Anna	12	Benld	8
Annapolis	11	Benson	6
Annawan	3	Benton	12
Apple River	2	Bethany	9
Arcola	8	Bible Grove	11
Arenzville	10	Biggsville	17
Argenta	9	Birds	11
Armstrong	7	Bishop Hill	17
Arrowsmith	5	Bismarck	7
Arthur	8	Blair	12
Ashkum	1	Blairsville	11
Ashland	9	Blandinsville	17
Ashley	15	Bloomington	5
Ashmore	8	Blue Mound	9
Ashton	4	Bluffs	10
Assumption	8	Bondville	7
Astoria	17	Bowen	17
Atkinson	3	Bradford	6
Atlanta	5	Bridgeport	11
Atwood	8	Brimfield	6
Auburn	9	Broadlands	7
Augusta	10	Brocton	14
Ava	12	Brookport	12
Avon	17	Broughton	11

LATA LOCATOR - ILLINOIS INDEPENDENT COMPANY EXCHANGES (Cont.)

Exchange	MSA No.	Exchange	MSA No.
Browns	11	Chenoa	5
Brownstown	15	Cherry Valley	2
Brussels	15	Chester	12
Buckley	7	Chesterfield	15
Buda	6	Chestnut	9
Bunker Hill	15	Chicago (Newcastle)	1
Bureau	6	Chicago (O'Hare)	1
Burnt Prairie	11	Chillicothe	6
Bushnell	17	Chrisman	14
Byron	2	Christopher	12
Cabery	1	Cisco	9
Calhoun	11	Cisna Park	1
Cambridge	3	Cisne	11
Cameron	17	Claremont	11
Camp Grove	6	Clarksville	14
Camp Point	10	Clay City	11
Campus	1	Clayton	10
Capron	2	Clifton	1
Carbondale	12	Clinton	5
Carlinville	8	Coatsburg	10
Carlock	5	Cobden	12
Carmi	11	Coffeen	8
Carriers Mills	12	Colchester	17
Carrollton	10	Coleta	4
Carterville	12	Colfax	5
Carthage	17	Collison	7
Casey	8	Columbia	15
Castleton	6	Colusa	17
Cave In Rock	12	Compton	6
Cedar Point	1	Concord	10
Cedarville	2	Congerville	6
Cerro Gordo	9	Cooksville	5
Chadwick	4	Cordova	3
Chambersburg	10	Cornell	5
Chandlerville	9	Coulterville	12
Chapin	10	Cowden	8
Charleston	8	Creal Springs	12
Chatam	9	Creston	4
Chatsworth	5	Crisp	11
Chauncey	11	Cropsey	5
Chebanse	1	Crossville	11
Cheneyville	7	Cuba	6

**LATA LOCATOR - ILLINOIS INDEPENDENT COMPANY EXCHANGES (Cont.)**

<b>Exchange</b>	<b>MSA No.</b>	<b>Exchange</b>	<b>MSA No.</b>
Cullom	1	Eldorado	12
Cypress	12	Eldred	10
Dahlgren	11	Eliza	3
Dakota	2	Elizabeth	2
Dale	11	Elizabethtown	12
Dallas City	17	Elkhart	5
Dalton City	9	Elkville	12
Danforth	1	Elliotstown	8
Danvers	5	Elliott	7
Davis	2	Ellis Grove	12
De Kalb	4	Ellisville	6
Deer Creek	6	Ellsworth	5
Deland	9	Elmira	6
Depue	1	Elmwood	6
Des Plaines	1	Elvaston	17
DeSoto	12	Elwin	9
Dietrich	8	Ermden	5
Divernon	9	Emington	1
Dixon	4	Enfield	11
Dongola	12	Equality	12
Donnellson	8	Erie	3
Donovan	1	Eureka	6
Dorchester	15	Evansville	12
Dover	6	Ewing	12
Dow	15	Fairbury	5
Downs	5	Fairfield	11
Dubois	15	Fairview	6
Dundas	11	Farina	15
Dunlap	6	Farmer City	5
Dupo	15	Farmersville	8
DuQuoin	12	Fayetteville	15
Durand	2	Ferris	17
Earlville	1	Fieldon	15
East Dubuque	3	Fillmore	8
East Lynn	7	Findlay	8
Easton	6	Fisher	7
Eddyville	12	Fishhook	10
Edelstein	6	Flanagan	5
Edgewood	15	Flatrock	11
Edinburg	8	Flatville	7
Effingham	8	Flora	11
El Paso	5	Foosland	7

**LATA LOCATOR - ILLINOIS INDEPENDENT COMPANY EXCHANGES (Cont.)**

<b>Exchange</b>	<b>MSA No.</b>	<b>Exchange</b>	<b>MSA No.</b>
Forest City	6	Gridley	5
Forreston	2	Griggsville	10
Fountain Green	17	Groveland	6
Franklin	10	Gulfport	17
Franklin Grove	4	Hamburg	15
Freeport	2	Hamel	15
Fulton	4	Hamilton	17
Galesburg	17	Hammond	9
Galva	6	Hampton	3
Garden Prairie	2	Hanover	2
Gays	8	Hardin	15
Geff	11	Hardinville	11
Geneseo	3	Harmon	4
Genoa	4	Harrisburg	12
German Valley	2	Hartsburg	5
Germantown Hills	6	Havana	6
Gifford	7	Hebron	1
Gila	8	Heckler	15
Gillespie	8	Hennepin	6
Gilson	17	Henning	7
Girard	9	Henry	6
Glasford	6	Herrick	15
Glenn	12	Herrin	12
Golconda	12	Hersman	10
Golden	10	Hettick	15
Good Hope	17	Heyworth	5
Goodfield	6	Hicks	12
Goreville	12	Highland	15
Grafton	15	Hillsboro	8
Grand Detour	4	Hillsdale	3
Grand Ridge	5	Hillview	10
Grand Tower	12	Hinckley	4
Grandview	14	Hoffman	15
Grantfork	15	Homer	7
Granville	1	Hoopeston	7
Graymont	5	Hooppole	4
Grayville	11	Hopedale	6
Green River	3	Hoyleton	15
Green Valley	6	Hudson	5
Greenfield	10	Hull	10
Greenup	8	Humboldt	8
Greenview	9	Hurst	12

**LATA LOCATOR - ILLINOIS INDEPENDENT COMPANY EXCHANGES (Cont.)**

<b>Exchange</b>	<b>MSA No.</b>	<b>Exchange</b>	<b>MSA No.</b>
Hutsonville	11	Leonore	5
Illiopolis	9	LeRoy	5
Ina	15	Lexington	5
Industry	17	Lima	10
Irving	8	Lincoln	5
Irvington	15	Litchfield	8
Ivesdale	7	Literberry	10
Jacksonville	10	Little York	3
Jerseyville	15	Littleton	17
Johnston City	12	Livingston	15
Joppa	12	Loami	9
Joy	3	Loda	7
Kampsville	15	Lomax	17
Kansas	8	London Mills	17
Karnak	12	Long Point	5
Keithsburg	3	Loraine	10
Kempton	1	Lostant	5
Kenny	5	Louisville	11
Kewanee	6	Lovington	9
Keyesport	15	Low Point	6
Kilbourne	6	Ludlow	7
Kincaid	8	Lyndon	4
Kinsman	1	Macedonia	12
Kirkland	4	Mackinaw	6
Kirksville	9	Macomb	17
Kirkwood	17	Macon	9
Knoxville	17	Magnolia	5
La Moille	6	Mahomet	7
La Rose	6	Malta	4
Lacon	6	Manchester	10
Ladd	6	Manito	6
Lafayette	17	Manlius	6
LaHarpe	17	Mansfield	7
Lanark	4	Maple Park	4
LaPlace	9	Maquon	17
Latham	9	Marietta	6
Lawrenceville	11	Marion	12
Leaf River	4	Marissa	12
Leamington	12	Maroa	9
Leland	1	Marseilles	1
Leland	2	Marshall	14
Lena	2	Martinsville	8

**LATA LOCATOR - ILLINOIS INDEPENDENT COMPANY EXCHANGES (Cont.)**

<b>Exchange</b>	<b>MSA No.</b>	<b>Exchange</b>	<b>MSA No.</b>
Martinton	1	Mount Erie	11
Mascoutah	15	Mount Morris	4
Mason City	9	Mount Olive	8
Massbach	2	Mount Pulaski	9
Matherville	3	Mount Sterling	10
Mattoon	8	Mount Zion	9
Maunie	11	Moweaqua	9
Mauvoo	17	Mulberry Grove	15
McConnell	2	Murphysboro	12
McLean	5	Murrayville	10
McLeansboro	11	Nelson	4
McNabb	1	Neoga	8
Medora	15	Neponset	6
Melvin	7	New Baden	15
Mendon	10	New Berlin	9
Mendota	6	New Boston	3
Meredosia	10	New Canton	10
Metamora	6	New Douglas	8
Metcalf	14	New Haven	11
Metropolis	12	New Holland	5
Meyer	10	New Milford	2
Meddletown	5	New Minden	15
Milford	1	New Windsor	3
Milledgeville	4	Newman	7
Millstadt	15	Newton	11
Milton	10	Niantic	9
Mindale	10	Niota	17
Mineral	6	Noble	11
Minier-Armington	5	Nokomis	8
Minonk	6	Norris City	11
Modesto	9	North Henderson	3
Monmouth	17	North Pekin	6
Monroe Center	4	Oakdale	15
Monticello	7	Oakland	8
Montrose	8	Oblong	11
Morrison	4	Oconee	8
Morrisonville	8	Odell	5
Morton	6	Odin	15
Mossville	6	Ogden	7
Mount Auburn	9	Ohio	6
Mount Carmel	11	Okawville	15
Mount Carroll	4	Olney	11

**LATA LOCATOR - ILLINOIS INDEPENDENT COMPANY EXCHANGES (Cont.)**

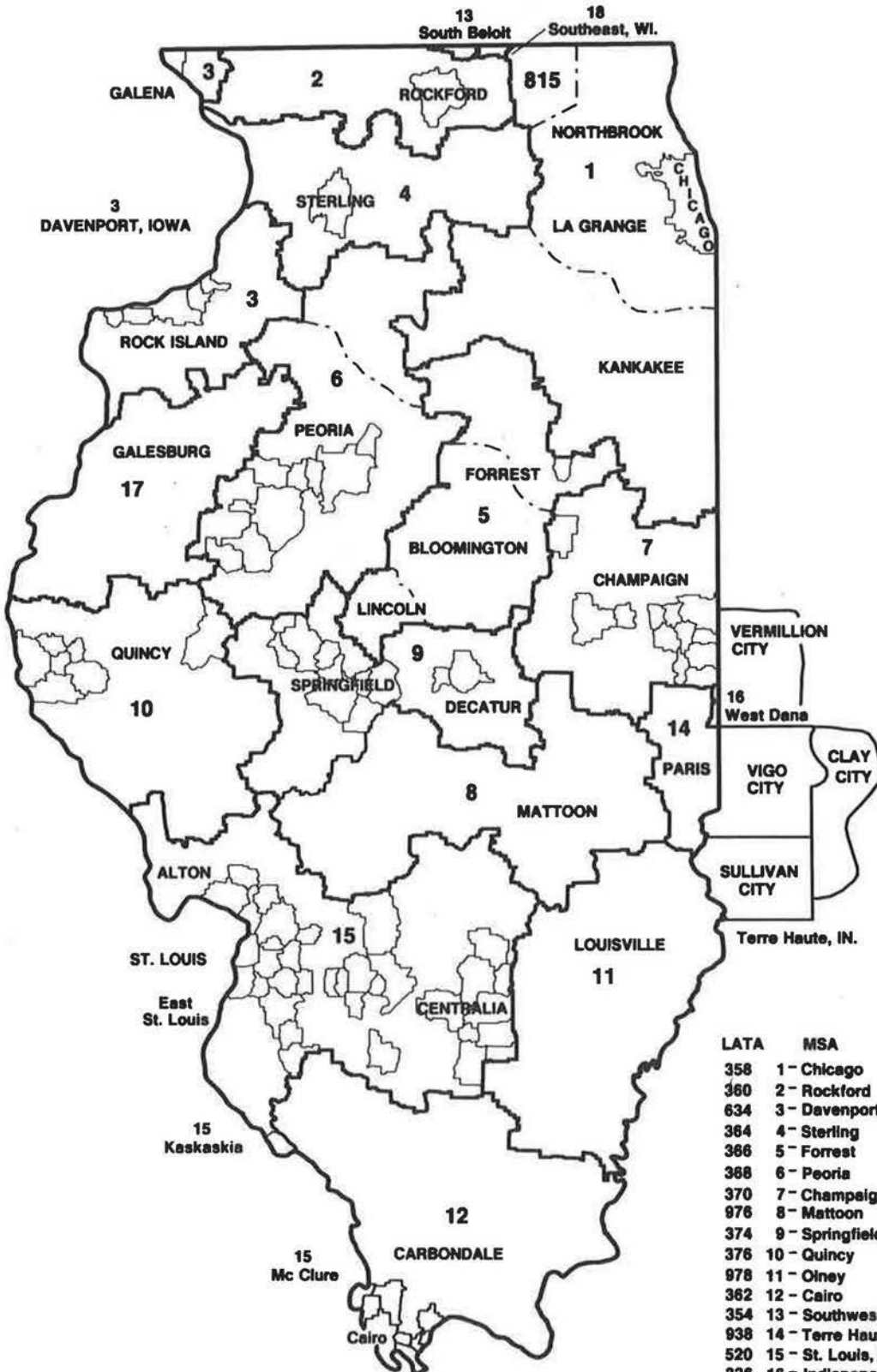
<b>Exchange</b>	<b>MSA No.</b>	<b>Exchange</b>	<b>MSA No.</b>
Omaha	11	Poplar Grove	2
Oneida	17	Port Byron	3
Oquawka	3	Potomac	7
Orangeville	2	Prairie City	17
Orchardville	11	Prairie Du Rocher	15
Oreana	9	Prairietown	15
Oregon	4	Preemption	3
Orion	3	Princeton	6
Osco	3	Princeville	6
Owaneco	8	Prophetstown	4
Paleigh-Galatia	12	Putnam	6
Palestine	11	Ramsey	15
Palmyra	9	Rankin	7
Pana	8	Ransom	5
Paris	14	Rantoul	7
Park Ridge	1	Raritan	17
Parkersburg	11	Raymond	8
Patoka	15	Red Bud	15
Patterson	10	Reddick	1
Paulton	12	Redmon	14
Pawnee	9	Renault	15
Pawpaw	1	Renshaw	12
Paxton	7	Reynolds	3
Pearl	10	Rice	15
Pearl City	2	Richmond	1
Pecatonica	2	Ridgway	12
Pekin	6	Rio	3
Penfield	7	Roanoke	6
Percy	12	Roberts	7
Perry	10	Robinson	11
Pesotum	7	Rochelle	4
Philo	7	Rock Cut	2
Pinckneyville	12	Rockbridge	15
Piper City	5	Rockport	10
Pittsburg	15	Rockton	2
Pittsfield	10	Roodhouse	10
Pleasant Hill	10	Roscoe	2
Pleasant Plains	9	Rose Hill	11
Plymouth	17	Roseville	7
Pocahontas	15	Rosiclare	12
Polo	4	Rossville	7
Pontiac	5	Royal	7

**LATA LOCATOR - ILLINOIS INDEPENDENT COMPANY EXCHANGES (Cont.)**

<b>Exchange</b>	<b>MSA No.</b>	<b>Exchange</b>	<b>MSA No.</b>
Royalton	12	Smithfield	6
Rushville	10	Smithshire	17
Rutland	5	Somonauk	1
Sadorus	7	Sorento	8
Sailor Springs	11	South Bergen	18
St. Elmo	15	South Pekin	6
St. Francisville	11	South Sharon	18
St. Jacob	15	Sparland	6
St. Libory	15	Sparta	12
St. Peter	15	Spring Grove	1
Sandoval	15	Spring Valley	6
Sandwich	1	Stanford	5
Saunemin	1	Staunton	15
Savanna	4	Steeleville	12
Saybrook	5	Stelle	1
Scales Mount	2	Steward	4
Scottville	9	Stewardson	8
Seaton	3	Stillman Valley	2
Secor	6	Stockland	1
Sefton	15	Stockton	2
Sesser	12	Stonefort	12
Seward	2	Stonington	8
Seymour	7	Strasburg	8
Shabbona	4	Strawn	5
Shannon	4	Streator	5
Shattuc	15	Stronghurst	17
Shawneetown	12	Sublette	4
Sheffield	6	Sullivan	9
Shelbyville	8	Summerfield	15
Sheldon	1	Summum	6
Sheridan	1	Sumner	11
Sherman	9	Sunnyland	6
Sherrard	3	Sutter	17
Shipman	15	Swan Creek	17
Shirland	2	Sycamore	4
Shobonier	15	Table Grove	6
Shumway	8	Talbott	6
Sibley	7	Tamaroa	15
Sidell	7	Tampico	4
Sidney	7	Taylorville	8
Sigel	8	Teutopolis	8
Simpson	12	Thawville	7

**LATA LOCATOR - ILLINOIS INDEPENDENT COMPANY EXCHANGES (Cont.)**

<b>Exchange</b>	<b>MSA No.</b>	<b>Exchange</b>	<b>MSA No.</b>
Thomas	4	Waverly	9
Thomasboro	7	Wayne City	11
Thompsonville	12	Waynesville	5
Thomson	4	Weldon	5
Tilden	12	Wellington	1
Tiskilwa	6	Wendelin	11
Toledo	8	Wenona	5
Tolono	7	West Brooklyn	6
Toluca	5	West Frankfort	12
Tonica	1	West Salem	11
Topeka	6	West Union	14
Toulon	6	Westervelt	8
Towanda	5	Westfield	8
Tower Hill	8	Westview	15
Tremont	6	White Hall	10
Tuscola	7	Williamsville	9
Ullin	12	Willow Hill	11
Ursa	10	Winchester	10
Valmeyer	15	Windsor	8
Varna	6	Winnebago	2
Venedy	15	Winslow	2
Vermilion	14	Witt	8
Vermont	17	Wonder Lake	1
Versailles	10	Woodburn	15
Victoria	17	Woodhull	3
Vienna	12	Woodland	1
Villa Grove	7	Woodlawn	15
Villa Ridge	12	Woodson	10
Viola	3	Worden	15
Virден	9	Wyandot	6
Virginia	9	Wyoming	6
Walnut	6	Xenia	11
Waltonville	15	Yates City	6
Warren	2	Zeigler	12
Warrensburg	9		
Warsaw	17		
Washburn	6		
Washington	6		
Wataga	17		
Waterloo	15		
Waterman	4		
Watson	8		



LATA	MSA
358	1 - Chicago
360	2 - Rockford
634	3 - Davenport, IA.
364	4 - Sterling
366	5 - Forrest
368	6 - Peoria
370	7 - Champaign
976	8 - Mattoon
374	9 - Springfield
376	10 - Quincy
978	11 - Olney
362	12 - Cairo
354	13 - Southwest, WI.
938	14 - Terre Haute, IN.
520	15 - St. Louis, MO.
336	16 - Indianapolis, IN.
977	17 - Macomb
356	18 - Southeast, WI.



