



STATION APPARATUS FOR TELECOMMUNICATIONS

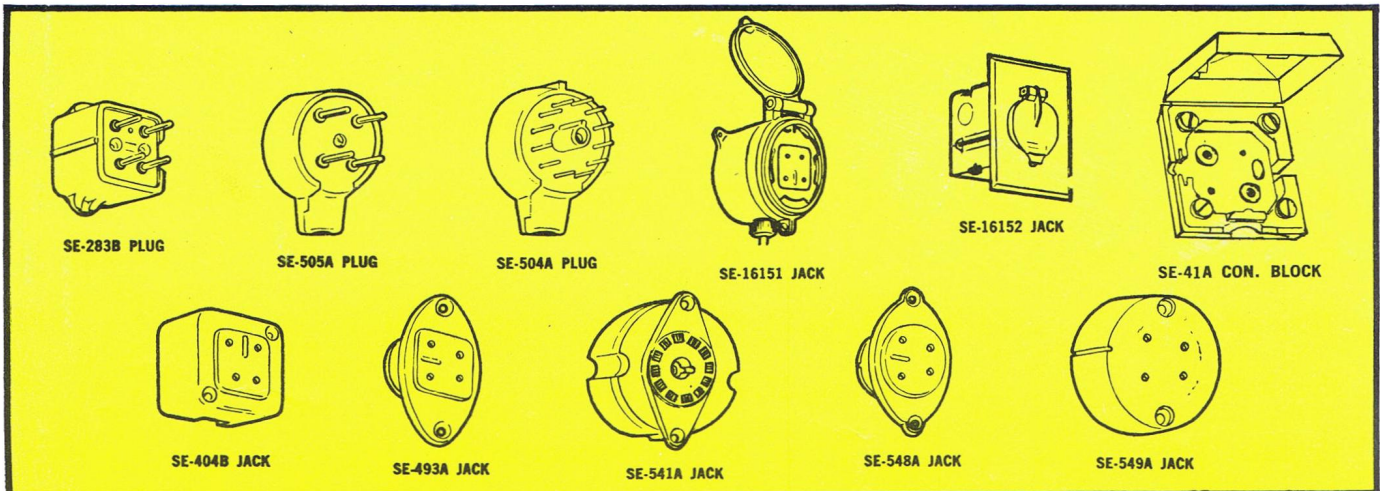
MAY 22

1965

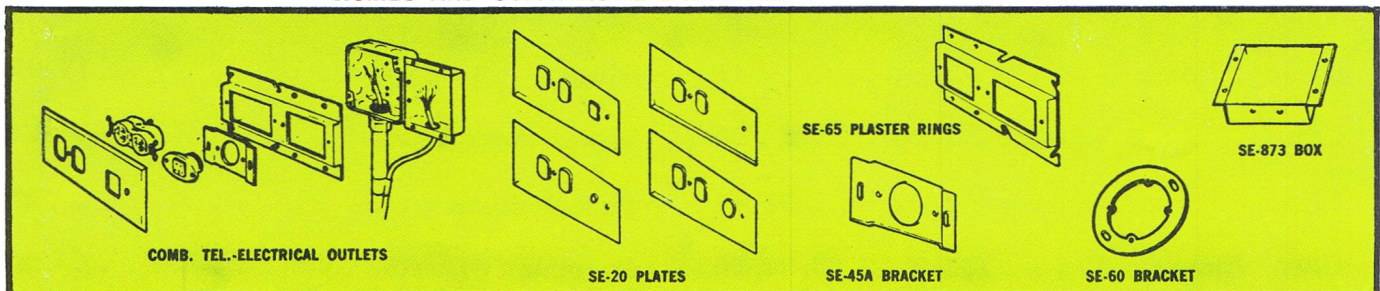
CATALOG

No. 26

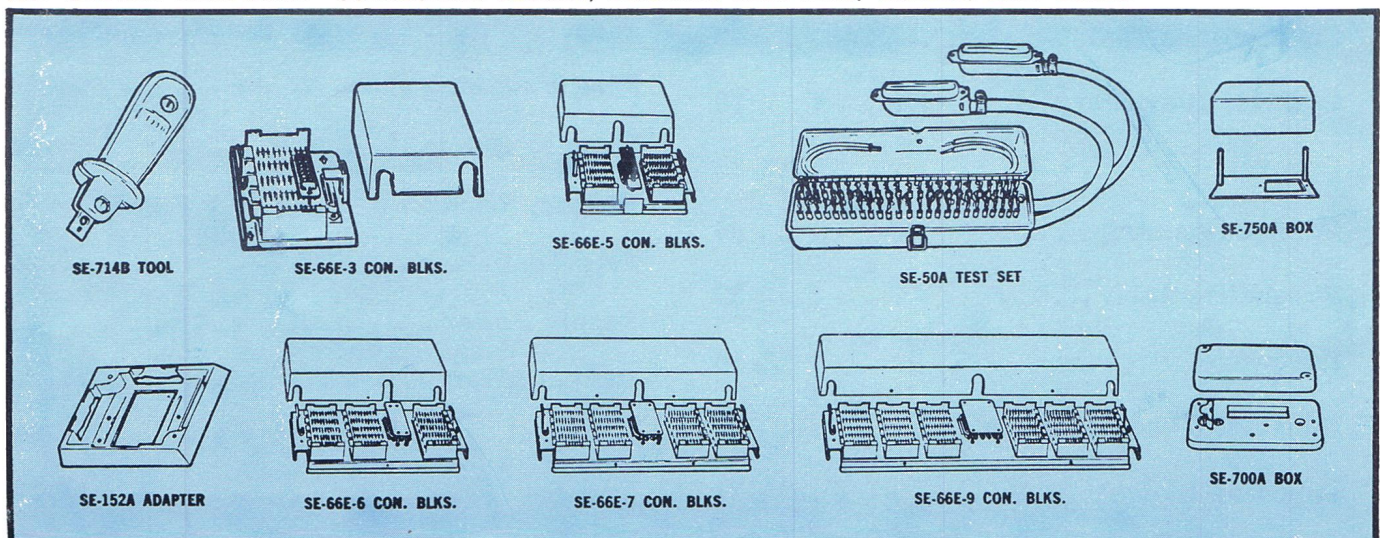
STATION APPARATUS—PLUGS, JACKS, CONNECTING BLOCKS



PRE-WIRE HARDWARE—FOR IN-CONSTRUCTION AND APPLIQUE USE IN NEW AND EXISTING HOMES AND COMMERCIAL BUILDINGS



KEY SYSTEM HARDWARE—CONNECTING BLOCKS, BRIDGING ADAPTERS, CABLES, LINE CORDS



SUTTLE APPARATUS CORPORATION

Serving the Communications
Industry since 1910

P. O. Box 28 Lawrenceville, Illinois 62439

Phone: 618-943-2315

LICENSED BY WESTERN ELECTRIC

TCI Library- <http://www.telephonecollectors.info/>



NUMERICAL INDEX

Number	Description	Page	Number	Description	Page	Number	Description	Page
1M	Mirror	44	66C	Connecting Blocks ..	36	507	Adapter	43
7	Bells	26	66E	Connecting Blocks 34, 36		510	Power Supply	21
7	Buzzers	26	66M	Connecting Blocks ..	32	541A	Jack	9
8	Buzzers	25	67D	Wire Ring	44	541ASM	Surface Mounting .	9
C10	Designation Strips	35	74A	Bracket	27	547	Jack Assemblies .	9
D10	Designation Strips	35	75	Cables, 75 Pair	41	548A	Jack	5
12C	Covers	35	75A	Bracket	27	549A	Jack	5
C13	Designation Strips	35	76A	Bracket	27	550A	Jack Assembly ...	5
D13	Designation Strips	35	77A	Bracket	27	554	Push Button	27
15	Indicator Lights ..	30	81A	Test Set	19	559	Push Button	27
16	Plates	12	89B	Bracket	32	561	Push Button	27
C16	Designation Strips	35	100	Cables, 100 Pair	41	565	Push Button	27
D16	Designation Strips	35	101	Covers	17	606	Wire Hanger	32
16DP	Dummy Plug	15	144D	Backboard	19	700A	Housing	37
17	Indicator Lights ..	30	149A-20	Adapter	37	714B	Tool	33
18	Indicator Lights ..	30	149A-25	Adapter	37	750A	Housing	37
19	Plates	12	152A	Adapter	35	825	Adapter, 25 Pair .	38
20	Plates	13	153A	Adapter	43	850	Adapter, 50 Pair .	38
20B	Indicator Light ...	31	161A	Adapter	45	873	Back Box	13
21	Indicator Light ...	31	168	Backboards	17	875	Adapter	38
25	Cables, 25 Pair ..	41	172C	Backboards	18	903	Relay	22
30	Connecting Block .	36	182B	Backboards	18	904	Relay	22
31	Connecting Block .	36	183A2	Adapter	45	1127A1	Bridging Clip	45
38	Bracket	16	184A	Backboards	18	1134	Wire Terminal ...	44
41	Connecting Block .	1	198	Loud Ringer	23	1542A	Inductor	23
42A	Connecting Block .	2	283B	Plug	4	5080A	Key Box	28
43A	Bracket	14	284-1	Test Connector	42	6017B	Switching Key	29
43B	Bracket	14	400	Chime	24	6017E	Switching Key	29
44	Bracket	14	404B	Jack	6	6017J	Switching Key	29
44A	Connecting Block .	3	493A	Jack	7	6017AP	Switching Key	29
44B	Bracket	16	497A	Jack Assembly	7	6080A	Key Box	28
45A	Bracket	13	498A	Jack Assembly	6	7002C	Adapter	39
47A	Bracket	16	499A	Conn. Blk. Assembly.	3	7080A	Key Box	28
47B	Connecting Block .	2	500	Recorder	20	8108	Buzzers	26
47C	Connecting Block .	3	500	Jack Assemblies ...	9	8109	Buzzers	26
47D	Connecting Block .	2	501	Power Supply	21	8110	Buzzers	26
50	Cables, 50 Pair ..	41	502	Power Supply	21	16151	Out Door Jack	10
50A	Test Set	20	503	Power Supply	21	16152	Out Door Jack	10
50C	Cover	35	504	Power Supply	21	16160	Out Door Jack	11
60	Ring	15	504A	Plug	4	16170	Out Door Jack	11
63	Bracket	15	505	Power Supply	21	19252	Adapter	39
65	Plaster Ring	13	505	Amphenol Plug	42	19316	Out Door Jack	11
66A	Connecting Blocks	32	505A	Plug (4-Cond.)	4	19407	Jack Assemblies 8, 14	
66B	Connecting Blocks	33	506	Amphenol Conn.	42			



SUTTLE APPARATUS CORPORATION

P. O. Box 28 Lawrenceville, Illinois 62439

Serving the Communications
Industry since 1910

Phone: 618-943-2315

LICENSED BY WESTERN ELECTRIC

TCI Library- <http://www.telephonecollectors.info/>



ALPHABETICAL INDEX

Description	Page Number
Adapters	35, 37, 38, 39, 43, 45
Assemblies	3, 5, 6, 7, 8, 9
Backboards	17, 18, 19
Bells	23, 26
Block Assemblies	3, 8
Blocks, Conn.	1, 2, 3, 32, 33, 34, 36
Brackets	13, 14, 15, 16, 27, 32
Buttons, Push	27
Buzzers	25, 26
Cable, Refurbished	40
Cables, New	41
Chimes	24
Clips	32, 45
Conn. Blocks	1, 2, 3, 32, 33, 34, 36
Connector Housings	37
Connectors, Test	42
Control, Recorder	20
Covers	15, 17, 35
Designation Strips	35
Frequency Relay	22
Hardware, Prewire	13, 15
Housing, Connector	37
Indicator Lights	30, 31
Inductor	23

Description	Page Number
Jack Assemblies	5, 6, 7, 8, 9
Jacks	5, 6, 7, 9, 10, 11
Junction Box	15
Keys, Switching	28, 29
Lights, Indicator	30, 31
Loud Ringing Bell	23
Mirror	44
Outdoor Jacks	10, 11
Plaster Rings	13
Plates	12, 13
Plugs	4, 15, 42
Power Supplies	21
Push Buttons	27
Recorder Control	20
Relay, Frequency	22
Ring	13, 15, 44
Ring Plaster	13
Ringer, Chime	24
Ringer, Loud	23
Set, Test	19, 20
Supply Power	21
Switching Key	28, 29
Terminal, Wire Wrap	44
Test Set	19, 20
Tools	33



SUTTLE APPARATUS CORPORATION

P. O. Box 28 Lawrenceville, Illinois 62439

Phone: 618-943-2315

Serving the Communications
Industry since 1910



GENERAL INFORMATION

TERMS
GUARANTEE



SUTTLE

QUALITY & SERVICE

Guarantee

Suttle Apparatus Corporation guarantees its Station Apparatus products to be free from manufacturing defects. All Suttle Apparatus products are individually inspected and will meet or exceed the telephone industry standards and specifications. Suttle Apparatus will replace any product returned to us due to manufacturing defects without cost to buyer.

Terms

Terms are NET 30 days and are F.O.B.

Lawrenceville, Illinois unless
otherwise specified.



LICENSED BY WESTERN ELECTRIC

SUTTLE APPARATUS CORPORATION

P. O. Box 28 Lawrenceville, Illinois 62439

TCI Library- <http://www.telephonecollectors.info/>

Serving the Communications
Industry since 1910


Phone: 618-943-2315




TELEPHONE CONNECTING BLOCK

SE-41A


New One-piece Hinged Lid Connecting Block



SE-41A (Open)



SE-41A (Closed)



SE-41A with SE-8 Buzzer

The SE-41A Telephone Connecting Block is designed for making connections between station wiring and telephone set mounting cords. It can also be used for bridging cables or wires.

The base and snap-lock cover of durable plastic are molded in one piece with one side connected to act as a hinge. A screw type terminal with two sintered washers is provided for each of the four standard terminating points.

To gain access to the terminals, the dome shaped cover is pressed while lifting.

The SE-41A Block can also provide a convenient mounting place for the Suttle Apparatus SE-8A Miniature Buzzer which can be used with key telephone systems in addition to, or in lieu of, a ringer for station audible signaling. For applications requiring more than four terminals, five and six terminal connecting blocks are available.

ORDERING CODE

SE-41A - Connecting Block 4-Terminal

SE-41C - Connecting Block 5-Terminal

SE-41B - Connecting Block 6-Terminal

Block dimensions are 2 1/8" x 2 1/8" x 1" high. Available in: -3 Black, -42 Blue Beige, -49 Gray, -50 Ivory, -60 Light Beige.

Refer to Page 25 for information on SE-8A Buzzer.



SUTTLE APPARATUS CORPORATION

P. O. Box 28 Lawrenceville, Illinois 62439

Serving the Communications
Industry since 1910


Phone: 618-943-2315



CONNECTING BLOCKS

SE-42A
SE-47B
SE-47D


Type SE-42A 4-Terminal Connecting Block With Plastic Cover



The SE-42A is the industry standard 4 terminal connecting block. It consists of 4 brass inserts molded in high impact styrene plastic. Each terminal screw is provided with two sintered washers. The cover of non-shorting plastic is equipped with a captive screw.

Standard Colors: -3 Black, -42 Blue Beige, -49 Gray, -50 Ivory, -54 Brown, -60 Light Beige


Type SE-47D 4-Terminal Connecting Block



The SE-47D 4 Terminal Flush Mounted Connecting Block consists of 4 brass inserts molded in high impact styrene plastic. By feeding the line cord through the block and fanning out the conductors, a permanent telephone connection is made. A stay hook is provided. It fits in a standard electrical box by using a SE-19A Plate and a SE-43A Bracket. Prewire construction is possible with the use of a SE-16A Plate, a SE-60 Ring and a SE-63A Bracket, or a SE-20D Plate, a SE-45A Bracket and a SE-65 Plaster Ring.

Standard Colors: -42 Blue Beige, -49 Gray, -50 Ivory, -54 Brown, -60 Light Beige

SE-47B Connecting Block



(back)

(front)

The SE-47B 4 Terminal Connecting Block has the same basic construction and use as the SE-47D Block above except that it requires a SE-16C, SE-19C or a SE-20B Plate.

Standard Colors: -42 Blue Beige, -49 Gray, -50 Ivory, -54 Brown



SUTTLE APPARATUS CORPORATION

Serving the Communications
Industry since 1910

P. O. Box 28 Lawrenceville, Illinois 62439

TCI Library- <http://www.telephonecollectors.info/>


Phone: 618-943-2315



CONNECTING BLOCK ASSEMBLIES

SE-44A
SE-47C
SE-499A

SE-499A Connecting Block Assembly




The SE-499A Connecting Block Assembly consists of a SE-47D 4 terminal connecting block with a SE-19A Face Plate and SE-43A Bracket. It is assembled ready for installation in any standard electrical box. By feeding the line cord through the block and fanning out the conductors a permanent flush type installation is made. A stay hook is provided to retain the cord.


Standard Colors: -42 Blue Beige, -49 Gray, -50 Ivory, -54 Brown, -60 Light Beige

SE-44A Connecting Block

The SE-44A is the industry standard ten terminal connecting block. It consists of 10 brass threaded inserts molded in black high impact styrene plastic. Each terminal screw is provided with two sintered washers. SE-44A Connecting Blocks mount on type SE-168 Backboards with SE-101 series covers. Covers and backboards must be ordered separately.



SE-47C Connecting Block



The SE-47C 12 Terminal Flush Mounted Connecting Block consists of 12 brass inserts molded in high impact styrene plastic. It is used in lieu of the SE-47D when more than 4 terminals are used.

Standard Colors: -42 Blue Beige, -49 Gray, -50 Ivory, -54 Brown, -60 Light Beige



SUTTLE APPARATUS CORPORATION

Serving the Communications
Industry since 1910

P. O. Box 28 Lawrenceville, Illinois 62439

Phone: 618-943-2315

LICENSED BY WESTERN ELECTRIC


TCI Library- <http://www.telephonecollectors.info/>



PORTABLE TELEPHONE PLUGS

SE-283B
SE-504A
SE-504B
SE-505A

SE-283B
Portable Phone Plug




The SE-283B Phone Plug is the industry standard. It mates with types SE-493A, SE-404B, SE-548A, SE-549A Jacks and associated SE-497A, SE-498A, SE-550A Jack Assemblies.

The Plug construction consists of four solid brass prongs molded into high impact styrene plastic with a non-shorting plastic cover. It may be used indoors or outdoors.

Standard Colors: -42 Blue Beige, -49 Gray, -50 Ivory, -54 Brown, -60 Light Beige


SE-505A
Portable Phone Plug



The SE-505A Phone Plug incorporates time saving spring clips for attaching the cord conductors in lieu of screw terminals. Designed for use with companion Jacks SE-548A or SE-549A, it also mates with SE-493A, SE-404B Jacks and associated SE-497A, SE-498A and SE-550A Jack Assemblies. The Plug construction consists of two phos-bronze clips welded to each of the solid brass prongs which fit into the "cycloc" plastic base. The matching "cycloc" cover secures the cord stay hook when the base and cover is assembled together. It may be used indoors or outdoors.

Standard Colors: -42 Blue Beige, -49 Gray, -50 Ivory, -54 Brown, -60 Light Beige

SE-504A
Portable Phone Plug



The SE-504A 6 Pair Phone Plug (12 pins) is designed for use where more than 4 conductors are required. It is constructed with phos-bronze clips welded to each of the 12 solid brass prongs which fit into the "cycloc" plastic base. It has a matching "cycloc" plastic cover which secures the cord stay hook when the base and cover is assembled. It mates with a SE-541A Jack, a SE-500A or a SE-547B Jack Assembly.

The SE-504B 3 Pair Phone Plug (6 pins) is the same as the SE-504A above except that it only accommodates up to 3 pair service. It mates with a SE-541B Jack, a SE-547C or SE-500B Jack Assembly.

Standard Colors: -42 Blue Beige, -49 Gray, -50 Ivory, -58 White, -60 Light Beige



SUTTLE APPARATUS CORPORATION

Serving the Communications
Industry since 1910

P. O. Box 28 Lawrenceville, Illinois 62439

Phone: 618-943-2315

LICENSED BY WESTERN ELECTRIC


TCI Library- <http://www.telephonecollectors.info/>



PORTABLE TELEPHONE JACKS

SE-548A
SE-549A
SE-550A


SE-549A Portable Telephone Jack



The SE-549A Jack consists of a round shell molded of "cycolac" plastic containing four meshed spring connectors with screw terminals. The modern round styling of this jack is designed for surface mounting on walls or baseboards where external wire is necessary. This jack is intended to be used with the SE-505A Plug. It mates equally well with the standard SE-283B Plug except in appearance. Two 1 1/4" long oval head wood screws are packaged with each jack. The dimensions are 2" by 7/8".

Standard Colors: -42 Blue Beige, -49 Gray, -50 Ivory, -54 Brown, -60 Light Beige

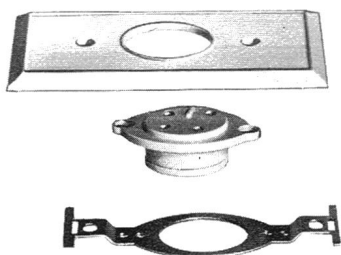
SE-548A Portable Phone Jack



The SE-548A Modern "Round" Jack consists of a molded plastic shell containing four meshed spring connectors with screw terminals. It is designed to be flush mounted in any electrical box using a SE-43A or SE-43B Bracket and a SE-19A Face Plate, or prewired installations with the SE-63A Junction Box, SE-60 Ring and SE-16A Face Plate. It can also be used with Suttle Apparatus Combination Plates.

Standard Colors: -42 Blue Beige, -49 Gray, -50 Ivory, -54 Brown, -60 Light Beige

SE-550A Portable Phone Jack Assembly



The SE-550A Portable Jack Assembly consists of a type SE-548A Jack with matching SE-19A Face Plate and SE-43A Bracket. Complete with all mounting screws, it is a complete installation package for one portable telephone station outlet in any standard electrical box.

Standard Colors: -42 Blue Beige, -49 Gray, -50 Ivory, -54 Brown, -60 Light Beige



SUTTLE APPARATUS CORPORATION

Serving the Communications
Industry since 1910

P. O. Box 28 Lawrenceville, Illinois 62439

Phone: 618-943-2315

LICENSED BY WESTERN ELECTRIC

TCI Library- <http://www.telephonecollectors.info/>




STANDARD WALL JACKS

SE-404B

SE-498A

SE-404B Portable Telephone Jack




The SE-404B Jack consists of a molded plastic shell containing four meshed helical spring connectors with screw terminals.

It is designed for surface mounting on walls or baseboards where external wire is necessary. It may also be flush mounted in any electrical box using a SE-44 Bracket and a SE-19B Face Plate. Two 1 1/2" oval head wood screws are packed with each jack.

Standard Colors: -42 Blue Beige, -49 Gray, -50 Ivory, -54 Brown, -60 Light Beige

SE-498A Portable Telephone Jack Assembly



The SE-498A Jack Assembly consists of a SE-404B Jack with a matching SE-19B Face Plate and SE-44 Bracket.

It is a complete installation packaged for one portable telephone station outlet in any standard electrical box. The Assembly is complete with all mounting screws.

Standard Colors: -42 Blue Beige, -49 Gray, -50 Ivory, -54 Brown, -60 Light Beige



SUTTLE APPARATUS CORPORATION

Serving the Communications
Industry since 1910

P. O. Box 28 Lawrenceville, Illinois 62439

Phone: 618-943-2315

LICENSED BY WESTERN ELECTRIC

TCI Library- <http://www.telephonecollectors.info/>




PORTABLE TELEPHONE JACKS

SE-493A

SE-497A


SE-493A Portable Telephone Jack



The SE-493A Jack consists of a molded plastic shell containing four meshed spring contacts with screw terminals. It is designed to be flush mounted in any electrical box using a SE-43A Bracket and SE-19B Face Plate; also prewired installations with a SE-63A Junction Box, SE-60 Ring and SE-16B Face Plate are possible.


Standard Colors: -42 Blue Beige, -49 Gray, -50 Ivory, -54 Brown

SE-497A Portable Telephone Jack Assembly



The SE-497A Portable Telephone Jack Assembly consists of a SE-493A Jack with matching SE-19B Face Plate and SE-43A Bracket.

This is a complete installation packaged for one portable telephone station outlet in any standard electrical box. The assembly is complete with all mounting screws.



Standard Colors: -42 Blue Beige, -49 Gray, -50 Ivory, -54 Brown



SUTTLE APPARATUS CORPORATION

Serving the Communications
Industry since 1910

P. O. Box 28 Lawrenceville, Illinois 62439

Phone: 618-943-2315

LICENSED BY WESTERN ELECTRIC

TCI Library- <http://www.telephonecollectors.info/>




JACK ASSEMBLIES AND CONNECTING BLOCK ASSEMBLIES


SE-19407

You can now Flush Mount Jacks and Connecting Blocks in Existing Walls.


SE-19407 Portable Phone Jack Assemblies



SE-19407-L2



SE-19407-L3




SE-19407-L4

The SE-19407-L2 Jack Assembly is complete with a SE-19407-L1 Bracket.
(One SE-548A Four Conductor Jack and SE-16A Plate is included.)

The SE-19407-L3 Jack Assembly is complete with a SE-19407-L1 Bracket.
(One SE-541A Twelve Conductor Jack and SE-16A Plate is included.)

The SE-19407-L4 Jack Assembly is complete with a SE-19407-L1 Bracket.
(One SE-541B Six Conductor Jack and SE-16A Plate is included.)



SE-19407-L5



SE-19407-L6

SE-19407 Connecting Block Assembly

The SE-19407-L5 Connecting Block Assembly consists of a SE-19407-L1 Bracket with one SE-47D Four Terminal Connecting Block and SE-16A Plate.

The SE-19407-L6 Connecting Block Assembly consists of a SE-19407-L1 Bracket with one SE-47C Twelve Terminal Connecting Block and SE-16A Plate.

Standard Colors: -42 Blue Beige, -49 Gray, -50 Ivory, -60 Light Beige



SUTTLE APPARATUS CORPORATION


Serving the Communications
Industry since 1910




JACK ASSEMBLIES

SE-500A, B
SE-541A, B
SE-547B, C


SE-541A Jack Cover



SE-541A 6-Pair Jack




(Front)



(Back)

SE-541ASM



SE-500A Assembly



The SE-541A Jack has 12 double wire quick connect terminals and provides portable service for wiring 6 pairs of termination. A cover plate is included and serves as a plug pin guide. The mating plug for this jack is SE-504A. (Order separately)

The SE-541B Jack has the same construction as SE-541A above except that it provides 3 pairs of termination. It is very popular for telephones with lighted dials and those requiring more than 2 pairs or 4 conductors. The mating plug for this jack is SE-504B. (Order separately)

The following Assemblies use the SE-541 Jack

SE-500A Assembly (Surface Mounting)

Consists of: SE-541A Jack, SE-16A Plate, SE-541ASM Surface Mounting

SE-500B Assembly (Surface Mounting)

Consists of: SE-541B Jack, SE-16A Plate, SE-541ASM Surface Mounting

SE-547B Assembly (For Mounting in Electrical Box) 6 Pair

Consists of: SE-541A Jack, SE-19A Plate, SE-43B Bracket

SE-547C Assembly (For Mounting in Electrical Box) 3 Pair

Consists of: SE-541B Jack, SE-19A Plate, SE-43B Bracket

For Assembly in SE-63A Prewire Junction Box

Order one each: SE-541A (6 Pair) Jack or SE-541B (3 Pair) Jack, SE-16A Plate, SE-63A Junction Box

For Assembly in Combination Hardware

Order one each: SE-541A (6 Pair) Jack or SE-541B (3 Pair) Jack, SE-20D Plate, SE-45A Bracket, SE-65 Plaster Ring (Specify size A, B, C, D, E)

Standard Colors: -42 Blue Beige, -49 Gray, -50 Ivory, -58 White, -60 Light Beige



SUTTLE APPARATUS CORPORATION

P. O. Box 28 Lawrenceville, Illinois 62439

Serving the Communications
Industry since 1910

Phone: 618-943-2315

LICENSED BY WESTERN ELECTRIC

TCI Library- <http://www.telephonecollectors.info/>




WEATHERPROOF JACK ASSEMBLIES

SE-16151

SE-16152

Waterproof — Non-Rusting — Flush or Surface Mount
Aluminum and Stainless Steel Construction

SE-16151 Outdoor Portable Telephone Jack




The SE-16151 Jack is for surface mounting on any outdoor surface.

The Jack housing is constructed of rust-proof, aluminum and stainless steel. The spring loaded gasketed cap assures a moisture-proof seal. The water-proof housing is complete with a SE-548A Jack (which accepts the SE-283B and SE-505A Plugs).

The SE-16151 Jack may be mounted for wire entrance from top, bottom, or either side. The station wire entrance coupling contains a neoprene bushing. The cover may be rotated to the position desired.

SE-16152 Outdoor Portable Telephone Jack



The SE-16152 Jack is for flush mounting outdoor telephone jack location.

The Face plate is constructed of heavy brass with a baked enamel finish. It is water-proof as a neoprene rubber gasket gives a water tight seal on any masonry, wood or uneven surface. A sponge rubber gasket in the spring loaded cover makes a weatherproof seal when the jack is not in use. It is complete with either a 4 Cond., 6 Cond., or 12 Cond. Jack and a standard outlet box. (See Ordering Code below.)

Ordering Code:

SE-16152-L1	Complete with SE-548A Jack (4-Cond.)	SE-16152-L4	Complete less Jack
SE-16152-L2	Complete with SE-541B Jack (6-Cond.)	SE-16152-L5	Cover Assembly only
SE-16152-L3	Complete with SE-541A Jack (12-Cond.)	SE-16152-L6	Electrical Outlet box only



SUTTLE APPARATUS CORPORATION

Serving the Communications
Industry since 1910

P. O. Box 28 Lawrenceville, Illinois 62439

Phone: 618-943-2315




WEATHERPROOF JACK ASSEMBLIES

SE-16160
SE-16170
SE-19316

SE-16160 PORTABLE OUTDOOR TELEPHONE JACKS

... complete with weatherproof housings and stakes ...



SE-16160

The SE-16160 Outdoor Portable Telephone Jack is complete with an 8" long triangular cast aluminum mounting stake. The jack consists of a weatherproof housing, cover and SE-548A Four Conductor Jack. One end of a 25 foot four conductor jacketed wire is attached to the jack. The other end of the wire is attached to a SE-283B Plug. The SE-16170 is the same as the SE-16160 above except it has a 36" long, one-half inch galvanized pipe between housing and stake.

SE-19316 OUTDOOR TELEPHONE JACKS


This SE-19316 weatherproof telephone jack housing is designed for surface mounting on any outdoor surface. The housing is a die cast aluminum box with removable mounting lugs. Various wire entrances are possible. A coupling containing a neoprene bushing giving a water-tight cord grip is furnished. Conduit or pipe entrance can be made by removing the one half inch threaded pipe nipple. The cover assembly assures a moisture proof seal and consists of a weatherproof neoprene gasket, a spring loaded gasketed cap and a jack mounting bracket. This bracket will accommodate either a four, six or twelve conductor telephone jack. The complete unit is available in a rust and corrosion resistant aluminum finish.

SE-19316-L1

SE-19316-L2

SE-19316-L3

SE-19316-L4



CAT. NO.	TYPE JACK	TYPE MOUNTING	CAT. NO.	TYPE JACK	TYPE MOUNTING
SE-16160	548A 4Cond	8" stake	SE-19316-L2	541B 6Cond	Surface
SE-16170	548A 4Cond	36" stake	SE-19316-L3	541A 12Cond	Surface
SE-19316-L1	548A 4Cond	Surface	SE-19316-L4	(Complete Less Jack)	



SUTTLE APPARATUS CORPORATION

Serving the Communications
Industry since 1910

P. O. Box 28 Lawrenceville, Illinois 62439

Phone: 618-943-2315

LICENSED BY WESTERN ELECTRIC

TCI Library- <http://www.telephonecollectors.info/>



FACE PLATES


SE-16

SE-19


SE-16 Plates




SE-16A



SE-16B



SE-16C



SE-16D

Series SE-16 Molded Face Plates are used as follows:

Type SE-16A for use with SE-548A, SE-541A, SE-541B Jacks, SE-47C, SE-47D Conn. Block.

Type SE-16B for use with SE-493A Jack.

Type SE-16C for use with SE-47B Connecting Block.


Type SE-16D used to cover unused prewired Junction Boxes.

All Type SE-16 Face Plates are supplied with a Type SE-60 Ring and may be mounted with their associated Jacks or Connecting Blocks directly in drywall or in prewired installations using the type SE-63A Junction Box.


Mounting screws are provided with each face plate.

Standard Colors: -42 Blue Beige, -49 Gray, -50 Ivory, -54 Brown, -60 Light Beige
Except SE-16B and SE-16C not available in -60 Light Beige


SE-19 Plates



SE-19A



SE-19B



SE-19C



SE-19D

SE-19 Molded Face Plates are used as follows:

Type SE-19A for use with SE-548A, SE-541A, SE-541B Jacks, SE-47C, SE-47D Conn. Blocks.

Type SE-19B for use with SE-404B Jack, SE-493A Jack.

Type SE-19C for use with SE-47B Connecting Block.

Type SE-19D used to cover unused prewired Junction Boxes.

All SE-19 Face Plates are supplied with mounting screws and may be mounted with their associated Jacks or Connecting Blocks in any electrical box using the type SE-43A Bracket, except SE-541 and SE-404B Jacks which use SE-43B Bracket and SE-44 Bracket, respectively.

Standard Colors: -42 Blue Beige, -49 Gray, -50 Ivory, -54 Brown, -60 Light Beige.

All SE-19 type plates are also available in stainless steel, and vinyl clad aluminum.

Ordering numbers for vinyl clad finishes - 81 Birch, -82 Fruitwood, -83 Maple, -84 Walnut



SUTTLE APPARATUS CORPORATION

Serving the Communications
Industry since 1910

P. O. Box 28 Lawrenceville, Illinois 62439

Phone: 618-943-2315



COMBINATION HARDWARE FOR PREWIRED OUTLETS


SE-65
SE-20
SE-873
SE-45A

Telephone Hardware for Prewired Outlets

Meets installation requirements for New High-Rise and Fireproof Buildings.

The basic items for such an installation are: a combination duplex receptacle and telephone jack wall plate, a combination plaster ring, a telephone jack mounting strap and a telephone back box. The back box is required for solid plaster or poured concrete walls. The wall plates are available for all standard telephone jacks or blocks. The plaster ring comes in a choice of five depths to fit into any type of wall construction.


Combination Plaster Ring



SE-65A 1/4" offset
SE-65B 1/2" offset
SE-65C 3/4" offset
SE-65D 1 1/4" offset
SE-65E 1 1/2" offset

Combination Wall Plates

(Standard Color - Baked Ivory)



SE-20C (Blank for future use)

SE-20B (Use with SE-47B Block)

SE-20A (Use with SE-493A Jack)

SE-20D (Use with SE-47C, SE-47D Blocks
SE-548, SE-541 Jacks)

Telephone Back Box

For use in solid plastered or poured concrete walls. Mounts on rear of plaster ring to house telephone cable. Cadmium plated.



SE-873

Telephone Device Mounting Strap

For mounting telephone devices 47B, 47C, 493A and 541A on combination plaster ring. Cadmium plated; complete with mounting screws.



SE-45A



SUTTLE APPARATUS CORPORATION

Serving the Communications
Industry since 1910

P. O. Box 28 Lawrenceville, Illinois 62439

Phone: 618-943-2315

LICENSED BY WESTERN ELECTRIC

TCI Library- <http://www.telephonecollectors.info/>



MOUNTING BRACKETS JUNCTION BOXES

SE-43A
SE-43B
SE-44
SE-19407

You can now Flush Mount Jacks and Connecting Blocks in Existing Walls.

SE-43A Bracket




The SE-43A Bracket is used for flush mounting type SE-493A, SE-548A Jacks and type SE-47B, SE-47C and SE-47D Connecting Blocks in any standard electrical box.

SE-43B Bracket




The SE-43B Bracket is used for flush mounting type SE-541A, SE-541B Jacks. It will also accept the same jacks and connecting blocks as the SE-43A Bracket listed above in any standard electrical box.

SE-44 Bracket



The SE-44 Bracket is used for flush mounting the SE-404B Jack in any standard electrical box.

SE-19407-L1



The SE-19407-L1 Bracket is made of heavy gauge steel with yellow chromate finish. It is designed to be used as a junction box to flush mount SE-493A, SE-548A, SE-541A, SE-541B Jacks and SE-47B, SE-47C, SE-47D Connecting Blocks by using a SE-16A Face Plate.

(All mounting brackets, rings, and junction boxes are of heavy gauge steel with yellow chromate finish.)



SUTTLE APPARATUS CORPORATION

Serving the Communications
Industry since 1910

P. O. Box 28 Lawrenceville, Illinois 62439

Phone: 618-943-2315



MOUNTING BRACKETS JUNCTION BOXES


**SE-60
SE-63A
SE-63C
SE-16DP**

SE-60 Ring



The SE-60 Mounting Ring is used for direct drywall or flush installation of type SE-493A, SE-548A Jacks and SE-47B, SE-47C, SE-47D Connecting Blocks with the use of SE-16 Series Face Plates and SE-63A Stud Mounted Junction Box.

SE-63A Junction Box



The SE-63A Junction Box is designed for prewired installations. Used to flush mount SE-493A, SE-548A, SE-541A, SE-541B Jacks and SE-47B, SE-47C, SE-47D Connecting Blocks by using SE-16 Series Face Plates and SE-60 Rings. The overall width is 1-7/16" and the strap is 15/16" wide X 5 1/2" long.


SE-63C Junction Box



The SE-63C Junction Box is the same as the SE-63A above as far as usage. The big difference is in the overall width. It is only 5/8" wide and enables pre-wiring and paneling of existing walls by using 3/4" furring strips.

SE-16DP

(Shown with SE-63A Bracket)



The SE-16DP Blank Cover with Dummy Plug consists of a SE-16D Face Plate assembled to a polyethylene cup. It is designed for use as a temporary cover in pre-wiring installations where a SE-63A Bracket has been installed and service is undecided. Service can be started by removing the dummy plug and installing jack assembly. Standard Colors: -42 Blue Beige, -49 Gray, -50 Ivory, -54 Brown, -60 Light Beige

(All mounting brackets, rings, and junction boxes are of heavy gauge steel with yellow chromate finish.)



SUTTLE APPARATUS CORPORATION

Serving the Communications
Industry since 1910

P. O. Box 28 Lawrenceville, Illinois 62439

Phone: 618-943-2315

LICENSED BY WESTERN ELECTRIC

TCI Library- <http://www.telephonecollectors.info/>

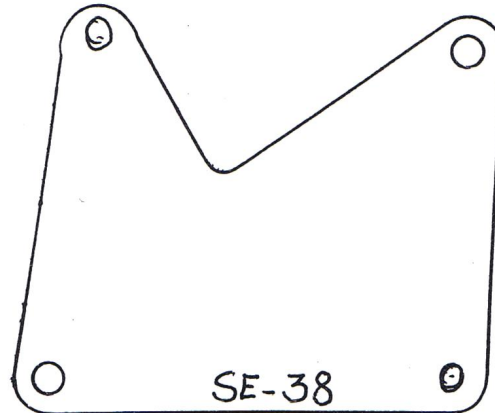


ADAPTER MOUNTING BRACKETS

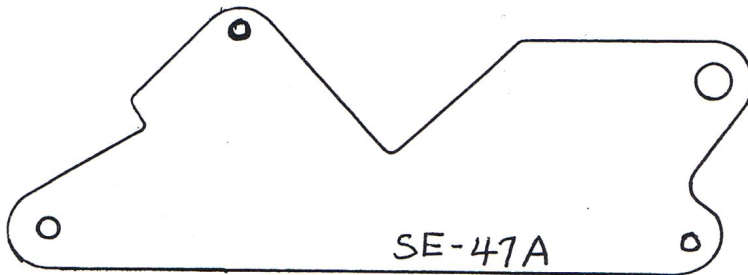
SE-38
SE-47A
SE-44B

SE-38 ADAPTER BRACKET

SE-38 Adapter Bracket is designed for adapting an ITT type 148 (straight line) or type 151 (frequency) miniature single gong ringer to the ringer mounting location in an Automatic Electric Styleline telephone set. The stamped metal bracket is cad-irridite plated and furnished with self tapping mounting screws.



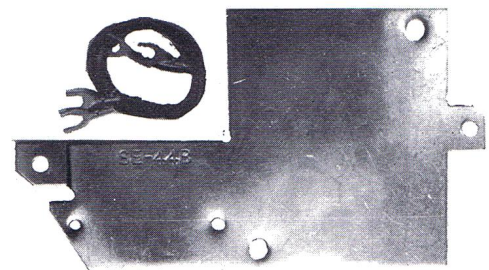
SE-47A ADAPTER BRACKET



The SE-47A Adapter Bracket is designed for adapting an ITT type 148 (straight line) or type 151 (frequency) miniature single gong ringer to the ringer mounting location in an Automatic Electric Starlite telephone set. The stamped metal bracket is cad-irridite plated and furnished with self tapping mounting screws.

SE-44B MOUNTING BRACKET

The SE-44B Bracket is used for mounting a SE-7 Buzzer in type 500 series telephone sets. It is made of heavy gauge steel with a yellow chromate finish. Mounting screws and leads for connecting the buzzer are included.



SE-44B Bracket



SUTTLE APPARATUS CORPORATION

Serving the Communications
Industry since 1910

P. O. Box 28 Lawrenceville, Illinois 62439

TCI Library- <http://www.telephonecollectors.info/>

Phone: 618-943-2315




WALL MOUNTED BACKBOARDS and COVERS

SE-168

SE-101

Type SE-168 Plastic Backboards



SE-168D

SE-168E

SE-168F

Type SE-168 Backboards are molded of high impact styrene non-shorting plastic.

They are used for mounting type SE-44A Connecting Blocks.

They mount on wooden, masonry and other surfaces.

Standard Colors: -10 AE Sand Beige, -42 Blue Beige, -49 Gray, -50 Ivory, -54 Brown, -60 Light Beige

Available in following sizes:

Type SE-168D for mounting one SE-44A Connecting Block (or one SE-42A Terminal Block)

Type SE-168E for mounting maximum of three SE-44A Connecting Blocks

Type SE-168F for mounting maximum of four SE-44A Connecting Blocks

Type SE-168 Backboards used with Type SE-101 Covers described below

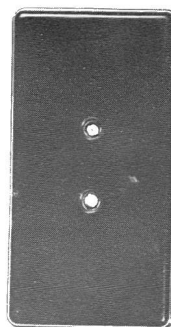
Each backboard provided with quantity of screws to mount SE-44A Blocks.

SE-101 Covers are molded of plastic with non-shorting "cycolac" and internal molded rib construction that eliminates warping.

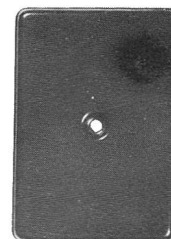
All are equipped with captive type screw (top half not threaded makes easy mounting and prevents loss of screw).

Standard Colors: -10 AE Sand Beige, -42 Blue Beige, -49 Gray, -50 Ivory, -54 Brown, -60 Light Beige

Type SE-101 Plastic Covers



SE-101D



SE-101C



SE-101A

Type SE-101A Cover for use with SE-168D Backboard

Type SE-101C Cover for use with SE-168E Backboard

Type SE-101D Cover for use with SE-168F Backboard



SUTTLE APPARATUS CORPORATION

Serving the Communications
Industry since 1910

P. O. Box 28 Lawrenceville, Illinois 62439

Phone: 618-943-2315

LICENSED BY WESTERN ELECTRIC


TCI Library- <http://www.telephonecollectors.info/>




BACKBOARDS

SE-172C
SE-182B
SE-184A

Backboards for Mounting Telephone Wall Sets



SE-172C



SE-182B



SE-184A

ALL SUTTLE BACKBOARDS are molded of rugged "Cycolac" plastic. They are designed to mount all Stromberg-Carlson, ITT Telecommunications, Automatic Electric and Western Electric wall telephone sets to a vertical surface. A popular use of these backboards is to cover up unsightly conditions left by the removal of another instrument. All backboards provide for mounting to a standard electrical box. The chart below will assist you in selecting the proper Suttle backboard for use with your instrument.

SE-172C	SE-182B	SE-184A
A. E. -90 Standard Wall W. E. -554 Standard Wall ITT-554 Standard Wall S. C. -554 Standard Wall S. C. -1543 Standard Wall	S. C. -AC-1 Slenderet A. E. -192 A Starlight ITT-K254 Trendline W. E. -554 Standard Wall ITT-554 Standard Wall S. C. -554 Standard Wall S. C. -1554 Mini-Wall S. C. -1654 Mini-Wall ITT-K2554 Tel-Touch	A. E. -90 Standard Wall A. E. -192 A Starlight A. E. -982 Styleline

Standard Colors: -3 Black, -10 A. E. Sand Beige, -16 Sea Green, -44 ITT Ash, -45 ITT New Brown, -46 ITT Harvest Gold, -47 ITT Cherry Red, -50 Ivory, -51 Green, -53 Red, -56 Yellow, -58 White, -59 Rose Pink, -60 Light Beige, -61 Light Gray, -62 Aqua Blue, -64 Turquoise, -91 A. E. Dark Green, -92 A. E. Medium Gray, -93 A. E. New Beige, -94 A. E. Light Pink, -95 A. E. Light Yellow, -96 A. E. Avacado, -97 S. C. Orange, -98 S. C. Lime Green, -99 Clear



LICENSED BY WESTERN ELECTRIC

SUTTLE APPARATUS CORPORATION

P. O. Box 28 Lawrenceville, Illinois 62439

Serving the Communications
Industry since 1910

Phone: 618-943-2315

TCI Library- <http://www.telephonecollectors.info/>




TEST SET AND BACKBOARD

SE-81A


SE-144D

Backboard for Mounting Paystations



SE-144D

The SE-144D Backboard is a black enameled wooden backboard. It is designed for mounting Western Electric or Automatic Electric Paystations on interior walls or in telephone booths. Metal threaded inserts are provided. The SE-144D backboard has provision for mounting ringer box.



SE-81A Test Set

(Complete with battery, test leads,
and carrying case.)

SE-81A Tone and Continuity Test Set

This SE-81A Unit is used for making tone and DC continuity tests in tracing cable pairs and spotting various cable troubles. The solid state circuitry is engineered to give built in "live line" protection. You will not get a false continuity reading with capacitors in the circuit being tested. The set is compact and rugged, being housed in an aluminum case. It is powered by a nine volt battery giving maximum volume at longer cable loop tests.

Features of the SE-81A Set:

- * Compact design - $3\frac{1}{2}" \times 4\frac{1}{4}" \times 1\frac{1}{4}"$
- * Light Weight - Only 9 oz. with battery
- * All solid state circuitry
- * Single nine volt battery operation
- * A shoulder strap for free hand operation of test leads
- * Universal output jacks accept single and dual banana plugs, spade tips, stripped wire leads and most test leads.



SUTTLE APPARATUS CORPORATION

Serving the Communications
Industry since 1910

P. O. Box 28 Lawrenceville, Illinois 62439

Phone: 618-943-2315

LICENSED BY WESTERN ELECTRIC

TCI Library- <http://www.telephonecollectors.info/>



TEST SET RECORDER CONTROL

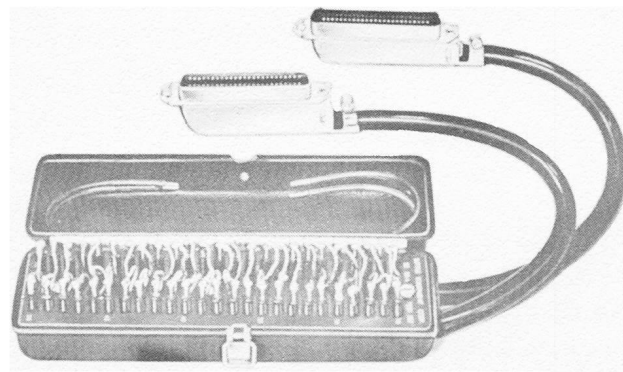
SE-50A

SE-500

SE-50A Test Set for Testing Key System Equipment

The SE-50A Test Set is designed to permit fast testing for continuity shorts, grounds, opens, etc., of 25 pair plug and connector ended cables, instrument line cords, and wire clip connecting block hardware, such as the SE-66E-3, 4, and 5 Connecting Blocks.

The SE-50A Test Set includes a 25 pair male plug and a 25 pair female connector on the ends of 12" flexible cords, factory wired to miniature plugs and jacks in the SE-50A Test Set box. Standard telephone color coded conductors are used. The SE-50A Test Set is housed in rugged plastic case, size 7" X 1 3/4" X 1 3/4", for easy pocket carrying.



SE-50A

Use of the SE-50A Test Set by installer-repairment will materially reduce time expended in testing for faults that may have occurred in multiple line key systems both at time of system installation and in later trouble fault location. Full instructions are included with each SE-50A Test Set.

SE-500 Recorder Control and Tone Generator



Model SE-500

The Model SE-500 Recorder Control places a tone signal on the conversation being recorded in accordance with FCC requirements. A single key starts and stops both the tone generator and the recorder. A visual lamp shows when the equipment is on operation. All tone signaling and timing is accomplished by electronic solid state circuitry without the use of mechanical devices such as clocks and relays. The unit mounts at desk side in a manner similar to a conventional key box. The output of the tone generator meets FCC requirements.



SUTTLE APPARATUS CORPORATION

Serving the Communications
Industry since 1910

P. O. Box 28 Lawrenceville, Illinois 62439

Phone: 618-943-2315




AC - DC POWER SUPPLIES

SE-501 SE-502
SE-503 SE-504
SE-505 SE-510

Low Cost Intercom and Key System Power Supplies

These attractive, small, and low priced power packages are intended to be used for key and pushbutton telephone systems, as well as home intercommunication systems. The SE-500 Power Supply series provides talking battery for 1 to 4 intercom circuits which may include a large number of stations. It does not include a DC relay supply.

More than 1 amp 12 or 24 volts AC for buzzers, lamps, etc., is provided on all models. Models SE-503 and SE-505 also include a buzzer within the same housing which, with built-in terminal block and power supply, serve as a complete unit assembly at one of the stations in a system. Thus, 1 of these units comprises all the equipment needed at one station, less instrument, switching key box, and pushbutton pad. Only one of these power supplies is required per system!



SE-501

MODEL NO.	DESCRIPTION	AC SIGNAL SUPPLY	DC TALKING SUPPLY
SE-501	Talking battery equivalent to commercial telephone circuit--requires no additional retard coil for 1 intercom circuit.	12 or 24 volts 1.0 amps.	x
SE-502	Also, includes 24 conductor terminal block for full key and buzzer system, eliminating terminal block assembly at one station. For 1 intercom circuit	12 or 24 volts 1.0 amps.	x
SE-503	Includes SE-7F buzzer in addition to 24 conductor terminal block and talking battery. For 1 intercom circuit.	24 volts only 1.0 amps.	x
SE-504	Includes talking battery for total of four intercom circuits and 24 conductor terminal block--no buzzer.	12 or 24 volts 1.0 amps.	x
SE-505	Includes talking battery for total of four intercom circuits, 24 conductor terminal block, and SE-7F buzzer.	24 volts only 1.0 amps.	x
SE-510	Includes talking battery for one intercom circuit. Built in retard coil for one intercom system. Designed to furnish power for 6-8 volts AC key system lamp and signals.	10 volts 1.0 amps.	x

Attractively housed in neat, modern beige colored plastic case, with all terminals concealed within the case. Sizes of all models is only 6 1/2" x 3 3/4" x 2 3/8", easily mounted. Supplied with 6'-0" AC line cord. Weight 3 lbs.



SUTTLE APPARATUS CORPORATION

Serving the Communications
Industry since 1910

P. O. Box 28 Lawrenceville, Illinois 62439

Phone: 618-943-2315

LICENSED BY WESTERN ELECTRIC

TCI Library- <http://www.telephonecollectors.info/>



FREQUENCY SELECTIVE RELAYS


SE-903

SE-904


NOW! A relay with frequency selection on party lines for telephone companies, railroads, pipelines and similar applications. They are available in standard frequencies from 16 to 66 $\frac{2}{3}$ CPS for decimonic, harmonic and synchrononic frequency ringing. Each relay is equipped with a SE-42A Terminal Block to which the telephone line and instrument may be connected. No adjustment of the relay is required over a wide range of operating conditions. The relay is shipped fully adjusted and guaranteed for one year against manufacturing defects.

- Available in all standard ringing frequencies from 16 cps. to 66 $\frac{2}{3}$ cps.
- A high impedance device, it can be used on a party line just like a high impedance ringer.
- Operates over a wide range of ringing voltages without adjustment.
- Unaffected by most induced power line voltage.*

SE-903
Relay



SE-904
Relay



- Rugged, withstands hits of more than 1000 volts - a sealed unit.
- Employs an electronic circuit.
- Small size - only 6 $\frac{1}{2}$ x 3 x 2 $\frac{1}{2}$ inches.
- Model SE-904 equipped with calling button and on-off switch.

RING BELLS, SOUND HORNS, LIGHT LIGHTS OR ACTIVATE REMOTE EQUIPMENT selectively from a party line. The SE-903 and SE-904 Frequency Selective Relays are ideal for use on farms, in pipeline pumping stations, railroad yards - wherever distances are great or the noise is too high to hear the conventional telephone bells. The relays connect to the telephone line, have the same effect on the circuit as a high impedance ringer and are generally used in addition to the selective ringer in the telephone instrument.

ANY DEVICE THAT OPERATES ON 117V AC and requires less than 2 amps may be plugged into the convenient receptacle on the front of the relay. The units come equipped with replaceable 2 amp fuses, safety type line cord and outlet on front of case. Signaling devices plugged into the receptacle on the front of the unit will operate for the duration of each ringing period.

THE SE-903 FREQUENCY SELECTIVE RELAY provides positive distinct rings even with induced power line voltages. (*Avoid using a relay of the same frequency as the power line.) It has excellent ability to select the desired ring and operates on a wide range of voltages with positive action and without cross rings.

THE SE-904 FREQUENCY SELECTIVE RELAY includes a push-button for manual signaling at the control of party in the house, and an on-off switch for turning outside signal on or off as desired - for example, at night. Use of these features does not interfere with incoming ring.



SUTTLE APPARATUS CORPORATION

P. O. Box 28 Lawrenceville, Illinois 62439

Phone: 618-943-2315

LICENSED BY WESTERN ELECTRIC

Serving the Communications
Industry since 1910

TCI Library- <http://www.telephonecollectors.info/>



INDUCTOR AND LOUD RINGING BELL


SE-198

SE-1542A

SE-198 FREQUENCY LOUD RINGING BELL

The SE-198 Frequency Loud Ringing Bell is of weatherproof construction making it suitable for outdoor use as well as indoors. The heavy duty ringer movement is available in any harmonic, decimonic, synchromonic frequency. It has a cast iron base. The 6" gongs are deep skirted, specially tempered steel giving a loud clear ring even in high cycle frequencies. It is ideal for factories, farms, feed mills, and many other noisy places. It has a gray baked enamel finish. Dimensions 13" wide x 11" long x 4 1/2" high.

SE-198 Frequency (Specify frequency)

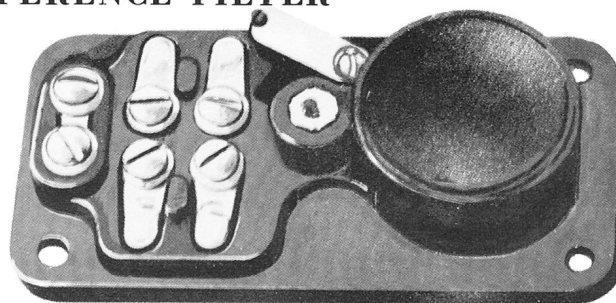


SE-198 Loud Ringing Bell

SE-1542A RADIO INTERFERENCE FILTER

The SE-1542A Inductor, is a toroid wound coil with four leads, R and R1, G and G1, with windings in parallel, aiding. It is encapsulated and mounted in a plastic, hi-dielectric base which accepts the standard SE-101A non-shorting plastic cover.

The SE-1542A is simply substituted for the standard SE-42A 4-Terminal Line Connecting Block used to connect telephone instruments to line, and it eliminates induced radio station transmission antenna noise. At 500 kilocycles in the broadcast band, the SE-1542A reduces the induced radio noise 23 db below the speech level in the telephone circuit; at 1000 KC induced noise is reduced 42 db below speech level; at 1600 KC, near the end of the radio transmission broadcast band, induced noise is reduced 32 db below telephone circuit speech levels.



SE-1542A Inductor



A type SE-101A Cover is included with the SE-1542A Inductor. SE-101A Cover

Standard Cover Colors: -10 Sand Beige (AE), -42 Blue Beige, -49 Gray, -50 Ivory, -54 Brown, -60 Light Beige



SUTTLE APPARATUS CORPORATION

P. O. Box 28 Lawrenceville, Illinois 62439

TCI Library- <http://www.telephonecollectors.info/>

Serving the Communications
Industry since 1910


Phone: 618-943-2315



TELEPHONE CHIME—RINGER

SE-400
SE-400C
SE-400KS

SE-400 Combination Telephone Chime-Ringer



All models are housed in an attractive ivory colored cycolac plastic case with 2 three inch polished gongs each tuned to different tones for the chime effect. Overall dimensions are: 7 1/4"W x 5 3/4"H x 3"D



SE-400

The SE-400 TELEPHONE CHIME-RINGER is so designed that with the flip of a switch you can change from a conventional telephone ring to a pleasingly soft-persistent chime tone. With the switch in chime position on the Model SE-400, it gives a two tone chime note, one chime at the start of each ringing cycle and a different chime tone at the end of each ringing cycle impulse. Both tones continue repeatedly until the call is answered. Just flip the switch to the ringer position for a loud, clear extension bell. It is available for straight line ringing and will operate at normal telephone ringing voltages. 90 to 150 V. AC.

SE-400C CHIME (Chime Only) Model is the same as the SE-400 Chime-Ringer except it cannot be switched to a conventional ringer.

SE-400KS CHIME (Chime Only) Model is the same as SE-400C except it is designed to chime on standard key system voltages. You must specify AC voltage required.



SUTTLE APPARATUS CORPORATION

Serving the Communications
Industry since 1910




A-C BUZZER


SE-8A
SE-8B
SE-8X

SE-8 Type Miniature AC Buzzers

The SE-8 TYPE AC BUZZER is a miniature buzzer measuring only 1.425" long x .750" wide x 1.95" high. A screw adjustment regulates the intensity of the sound output, from zero to 72 decibels, the current drain in only 125 MA. Each buzzer is provided with two 7 inch long spade tipped leads to facilitate installation. The small overall size enables these buzzers to be installed in the base of a SUTTLE SE-41A Connecting Block, as well as, many other applications of which some are listed below:



SE-8A Buzzer attached by dial-mounting screw of a 500 type telephone set



SE-8X
High Voltage Buzzer

SE-8A This is a 6 to 10 volt AC 60 cycle buzzer. It can be installed in any standard 500 type telephone to provide low voltage signaling.

SE-8B This is a 10 to 40 volt AC 60 cycle buzzer. it can be installed in any key system telephone for intercom signaling.

SE-8X This is a high voltage (90 to 140 volts) 20 to 60 cycle AC buzzer. It can be used as a direct substitute for the ringer in any telephone instrument. Lifetime Guarantee.

See Page 25 for additional buzzers

See Page 1 for SE-41A Connecting Block



SUTTLE APPARATUS CORPORATION

Serving the Communications
Industry since 1910

P. O. Box 28 Lawrenceville, Illinois 62439

Phone: 618-943-2315

LICENSED BY WESTERN ELECTRIC


TCI Library- <http://www.telephonecollectors.info/>




AC or DC BELLS — BUZZERS

SE-7 Bell
SE-7 Buzzer
SE-8108
SE-8109
SE-8110

For All Telephone, Signaling, or Intercom Needs



SE-7 Buzzer




SE-7 Bell

SE-7 Bells and SE-7 Buzzers are for DC or 60 cycle AC operation. They are equipped with heavy silver contacts and reed mounted armature with flat retractable spring and stop. For AC operation, connections are made directly to coils, eliminating the make and break contact and need for contact maintenance. Each unit will normally operate without readjustment on voltage ranges listed below. They are complete with plastic cover.

Standard Colors: -10 Sand Beige (AE), -42 Blue Beige, -49 Gray, -60 Light Beige

Dimensions: Buzzer 2 11/16" x 1 31/32" x 1 1/8" Bell 5 1/2" x 3 1/2" x 1 1/2"

Code No.	Approx. Resistance Ohms	OPERATIVE VOLTAGE							
		BUZZER				BELLS			
		DC Min.	DC Max.	AC Min.	AC Max.	DC Min.	DC Max.	AC Min.	AC Max.
SE-7A	270.0	14	40	15	21	14	40	25	50
SE-7C	2.6	2	8	3	8	2	5	4	9
SE-7D	15.5	4	15	4	15	3	10	6	18
SE-7E	105.0	10	20	10	20	10	20	18	30
SE-7F	680.0	20	60	20	60	24	60	35	60



SE-8100 Type AC-DC Buzzer

These SE-8100 type buzzers are designed for use with key systems and PBX installations. They will operate on either AC or DC in the voltage ranges listed below.

Cat. No.	Voltage Range		Decibels at 4"	Dimensions
	DC	AC		
SE 8108	3 1/2--4 1/2	3 1/2--4 1/2	70	2"x2"x9/16"
SE 8109	14--30	14--30	70	2"x2"x9/16"
SE 8110	24--50	24--50	70	2"x2"x9/16"



SUTTLE APPARATUS CORPORATION

Serving the Communications
Industry since 1910

P. O. Box 28 Lawrenceville, Illinois 62439

Phone: 618-943-2315

LICENSED BY WESTERN ELECTRIC

TCI Library- <http://www.telephonecollectors.info/>




PUSH BUTTONS AND MOUNTING BRACKETS


SE-554	SE-561
SE-559	SE-565
SE-77A	SE-76A
SE-75A	SE-74A




SE-554
(One Button)



SE-559
(Two Button)




SE-561
(Four Button)



SE-565
(Eight Button)

Suttle Push Buttons are molded of high impact styrene. For use in intercom systems and other signaling needs. They are available in one, two, four, or eight button types. Each is equipped with a cork base pad to prevent scratching. It is also available wired, with 6 foot, 22 gauge PVC flexible cord. Code numbers for wired push buttons - 2 button SE-559W, 4 button SE-561W, 8 button SE-565W.


Standard Colors: -3 Black, -10 Sand Beige (AE), -42 Blue Beige, -49 Gray, -50 Ivory, -51 Green, -58 White, -60 Light Beige



SE-77A



SE-76A



SE-75A

These Push Button Mounting Brackets are of heavy gauge steel with yellow chromate finish. The bracket clips onto the telephone instrument base (side flange) for secure mounting. The bottom is covered with cork for protection of desk or other finishes.

SE-77A For use with SE-554 One Button Push Button.

SE-76A For use with SE-559 Two Button Push Button.

SE-75A For use with SE-561 Four Button Push Button.

SE-74A For use with SE-565 Eight Button Push Button.



SUTTLE APPARATUS CORPORATION

Serving the Communications
Industry since 1910

P. O. Box 28 Lawrenceville, Illinois 62439

Phone: 618-943-2315

LICENSED BY WESTERN ELECTRIC

TCI Library- <http://www.telephonecollectors.info/>



3-WAY SWITCHING KEYS

SE-5080A
SE-6080A
SE-7080A



SE-6080A

THE HIGH INITIAL COST of modern PBX and PABX switching equipment - turrets, common relay equipment and cabinets - six and four button telephone instruments - power supplies, etc. - and the resulting high tariffs that must be charged the subscriber by the operating telephone company, limit greatly the number of small business establishments that may be served. Greatly increased total revenue is available if the many small businesses in your area could be served.

THE VAST MAJORITY of rural, suburban, or small business operations want modern trunking and intercom service. To effectively supply this service low cost equipment is needed. Suttlecom, the new switching key system manufactured by Suttle Apparatus, provides exactly the full line of trunking, intercom, and signaling apparatus necessary to accomplish this service and bring in greater revenue.

THE BEAUTIFUL MODERN APPEARANCE of Suttlecom SE-5080A, SE-6080A, and SE-7080A switching keys, push-buttons and buzzers, connecting block covers and backboards in the new blue-beige color, and maintenance free operation of the system (no relays needed), permit telephone companies to earn real revenue on these installations, and also allow the installation of modern telephone service to small business subscribers.

SE-5080A Single 3-Way Key, with L1 and L2 (2) trunk positions and common intercom in center position, pre-wired.

SE-6080A Single 3-Way Key, with L1 and L2 (2) trunk positions, and common intercom in center position, with trunk busy visual lamps, pre-wired.

SE-7080A Double 3-Way Key, with all the above plus holds for (2) trunks L1 and L2, with visual hold indication.



SE-7080A



SUTTLE APPARATUS CORPORATION

P. O. Box 28 Lawrenceville, Illinois 62439

Serving the Communications
Industry since 1910

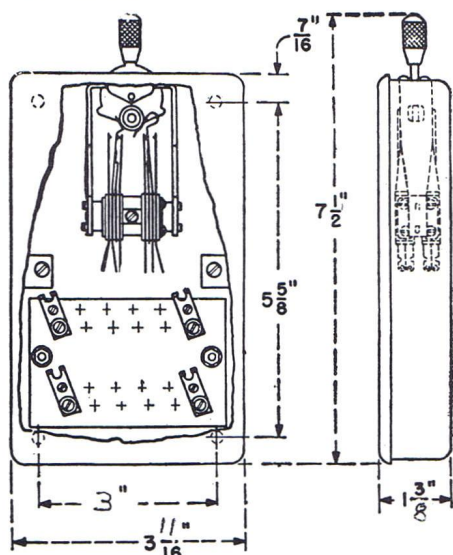
Phone: 618-943-2315



SE-6017 BOX TYPE SWITCHING KEYS

SE-6017B
SE-6017E
SE-6017J
SE-6017AP

SE-6017 BOX TYPE SWITCHING KEYS consists of a key unit and terminal board mounted in a plastic box. They are equipped with a black lever handle. Wood screws are provided for mounting.



No. 6017E Key Cover Removed

SE-6017B Is a two position switching key used to connect a telephone on either one of two lines.

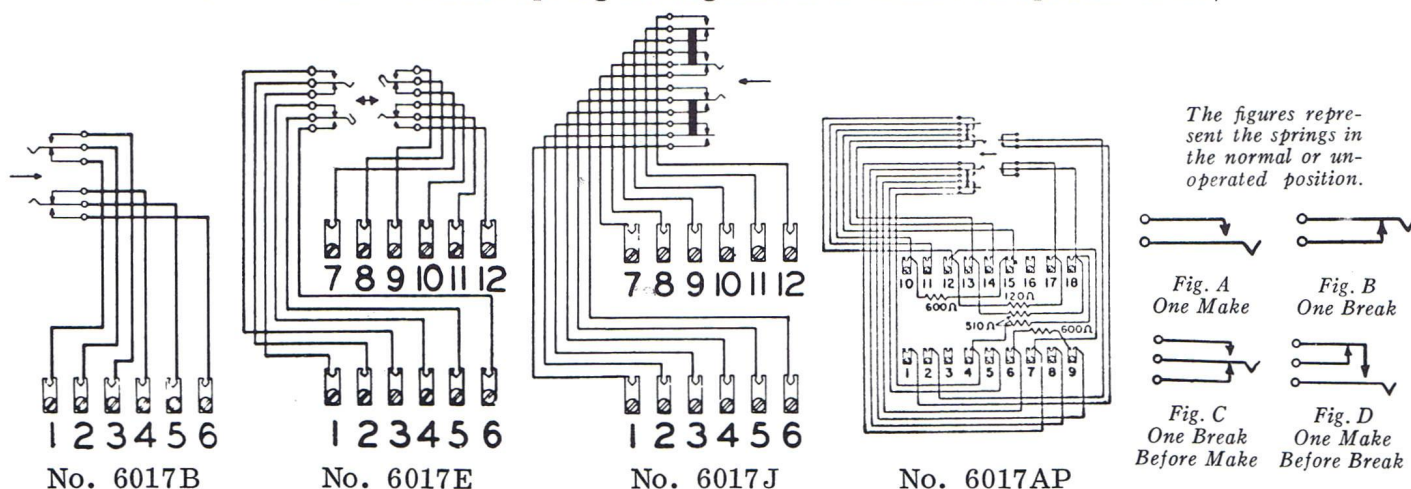
SE-6017E Is a three position switching key used to connect a telephone on either one of three lines.

SE-6017J Is a two position switching key capable of switching four wires two ways.

SE-6017AP Is a two position switching key used with data sets. It is equipped with one 120 ohm, two 510 ohm, two 600 ohm resistors. Stamped Line and Test at front and rear lever positions.

SE CODE NUMBER	NUMBER OF CONTACT SPRINGS	SPRING COMBINATION	CONTACT SPRING ARRANGEMENT
SE-6017B	6	Locking	2 Sets Fig. C
SE-6017E	12	Locking-Locking	4 Sets Fig. C
SE-6017J	12	Locking	4 Sets Fig. C
SE-6017AP	12	Locking	2 Sets Fig. D 4 Sets Fig. C

(Keys with other contact spring arrangements available on special order)



SUTTLE APPARATUS CORPORATION

P. O. Box 28 Lawrenceville, Illinois 62439


Serving the Communications
Industry since 1910

Phone: 618-943-2315



ALL-PURPOSE INDICATOR LIGHTS

SE-15
SE-17
SE-18



"All-Purpose" Indicator Lights

For use where a visual signal is needed

Needs for Suttle's New Indicator Lights are Countless!

Business offices, hospitals, municipal departments, factories, mills, residences - ANYWHERE a visual signal is required to indicate trunk or intercom line usage, or for switchboard signaling. They provide subscribers with a VISUAL sign so that calls are not interrupted and privacy is maintained. Either trunk or intercom needs, or both, are solved with S. E. indicator lights.

SE-15, 17, and 18 Indicator Lights, needed as visual telephone signals at subscriber stations, are made to last for years -- of break-resistant hi-dielectric plastic materials. They accept standard switchboard lamps and may be used with or without concealed wiring -- arranged for fixed mounting by means of woodscrews or for surface placement.

Made to exacting telephone quality standards, they contain bright colored 180 degree plastic beehive lenses in ruby, green, amber, and white. Each light is available in any color combination and will be so furnished upon request at no extra charge.

Standard Colors (cover and base): -3 Black, -10 Sand Beige, -49 Gray, -60 Light Beige

Standard Color Combination

SE-15 Indicator Light (1 Lamp):

SE-15D (White)
SE-15E (Ruby)
SE-15F (Green)
SE-15G (Amber)

SE-17 Indicator Light (2 Lamps):

SE-17C (Green, Ruby)
SE-17D (White, Ruby)
SE-17E (Ruby, Ruby)

SE-18 Indicator Light (3 Lamps):

SE-18A (White, Green, Ruby)
SE-18C (Amber, Green, Ruby)



SUTTLE APPARATUS CORPORATION

P. O. Box 28 Lawrenceville, Illinois 62439

Serving the Communications
Industry since 1910




Phone: 618-943-2315



INDICATOR LIGHTS

SE-20B

SE-21




SE-21 Indicator Light — Houses Neon Flasher Bulb

This SE-21 Indicator Light consists of plastic housing, base and lens. It houses a neon flasher bulb which lights in an alternating pattern on incoming ringing current. The SE-21 Indicator Light solves many visual signaling problems. It is used in business offices, hospitals, factories, residences - anywhere a flashing visual signal is desired instead of a noisy ring. A neon bulb with switchboard type base is included. The lens is a plastic high dome style with parallel reflective ridges. Operating voltages 90 to 150 V. AC.

SE-21B Clear Lens

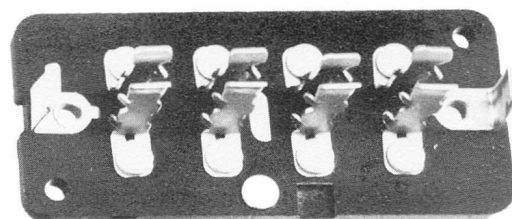
SE-21C Amber Lens

Standard Colors: (Housing) -3 Black, -10 Sand Beige, -49 Gray, -60 Light Beige



(Housing)

**SE-20B
Indicator
Light**



(Base)

The 20B Indicator Light consists of plastic housing and base. Four glass lamp caps are enclosed in the housing, including white, green, red and amber. The base is equipped with four lamp jacks designed to accept standard switchboard lamps of 6, 12, 24 or 48 volts. It serves as an excellent visual signal on key systems, PBX's or where four signals are required.

Standard Color: -3 Black



SUTTLE APPARATUS CORPORATION

Serving the Communications
Industry since 1910

P. O. Box 28 Lawrenceville, Illinois 62439

Phone: 618-943-2315

LICENSED BY WESTERN ELECTRIC

TCI Library- <http://www.telephonecollectors.info/>



CONNECTING BLOCKS MOUNTING BRACKET

SE-66A
SE-66M
SE-89B
SE-606

Type SE-66A Connecting Blocks


THESE SE-66A SERIES CONNECTING BLOCKS have fifty 6-clip phos-bronze strips mounted in a molded plastic block with one strip for each conductor of the 25 pair feeder cable. For each conductor of the cable there are 5 quick connect clips available for distribution connections. Fanning strips for both the distribution and feeder cable are provided. The blocks are available with or without a metal housing.



CATALOG NO.	NO. OF PAIRS	TYPE OF TERMINAL	EQUIPPED	OVERALL DIMENSIONS
SE-66A1-25	25	6-CLIP	BLOCK ONLY	16-1/8"x 2-5/8"x 1-3/4"
SE-66A2-25MH	25	6-CLIP	METAL HOUSING	17-5/8"x 5-7/16"x 2-3/8"
SE-66A2-50MH	50	6-CLIP	METAL HOUSING	17-5/8" 9"x 2-3/8"

Metal housings are available in colors: -49 Gray or -60 Light Beige

Type SE-66M Connecting Blocks



The SE-66M CONNECTING BLOCKS provides for terminating incoming building cable.

The SE-89B BRACKET utilizes the same mounting holes as the SE-66M block and provides a 1½" square wire channel. The block clamps to the bracket with a snap action lock.

(SE-M1-25 connecting block attached to a SE-89B bracket with a SE-606 wire hanger clipped to the bracket)

The SE-606 WIRE HANGER clips on the side of the SE-89B bracket.

CATALOG NO.	NO. OF PAIRS	TYPE OF TERMINAL	EQUIPPED	OVERALL DIMENSIONS
SE-66M1-25	25	4-CLIP	BLOCK ONLY	10"x 3-3/8"x 1-3/16"
SE-66M1-50	50	2-CLIP	BLOCK ONLY	10"x 3-3/6"x 1-3/16"

See Page 33 for information on SE-714B Tool.



SUTTLE APPARATUS CORPORATION

Serving the Communications
Industry since 1910




CONNECTING BLOCKS

SE-66B1
SE-66B3
SE-66B4
SE-714B

SE-66B Series Connecting Blocks


The SE-66B SERIES CONNECTING BLOCKS are designed for fast and easy termination of incoming building cables for key telephone installations. They consist of a molded plastic base in which 2, 3, or 6 clip terminals are positioned. Fanning strips are molded to the base on each side (except the SE-66B1-25 which only has a fanning strip on the cable side). These blocks are available in two sizes of metal housings to provide 25 pair, 50 pair, 75 pair, 100 pair, 150 pair, terminals.



SE-66B1-25



SE-66B3-50



SE-66B4-25

CATALOG NO.	NO. OF PAIRS	TYPE OF TERMINAL	EQUIPPED BASE & COVER	OVERALL DIMENSIONS
SE-66B1-6	6	6-Clip	No	4" x 2 5/8" x 1 1/4"
SE-66B1-12	12	3-Clip	"	4" x 2 5/8" x 1 1/4"
SE-66B1-25	25	6-Clip	"	13 7/16" x 1 1/4" x 2 5/8"
SE-66B4-25	25	6-Clip	"	13 7/16" x 1 1/4" x 2 5/8"
SE-66B3-50	50	3-Clip	"	13 7/16" x 1 1/4" x 2 5/8"
SE-66B3-75	75	2-Clip	"	13 7/16" x 1 1/4" x 2 5/8"
SE-66B1-25MH	25	6-Clip	Yes	17 5/8" x 5 7/16" x 2 3/8"
SE-66B4-25MH	25	6-Clip	"	17 5/8" x 5 7/16" x 2 3/8"
SE-66B1-50MH	50	6-Clip	"	17 5/8" x 9" x 2 3/8"
SE-66B4-50MH	50	6-Clip	"	17 5/8" x 9" x 2 3/8"
SE-66B3-50MH	50	3-Clip	"	17 5/8" x 9" x 2 3/8"
SE-66B3-75MH	75	2-Clip	"	17 5/8" x 5 7/16" x 2 3/8"
SE-66B3-100MH	100	3-Clip	"	17 5/8" x 9" x 2 3/8"
SE-66B3-150MH	150	2-Clip	"	17 5/8" x 9" x 2 3/8"

Metal housings are available in colors: -49 Gray, -60 Light Beige



SE-714B
Tool

SE-714B Connecting Tool

The SE-714B CONNECTING TOOL is designed for rapid termination of all quick connect products. It has a plastic handle and a reversible hardened steel blade. One end of the SE-714B tool blade is used for seating and cutting conductors and the other end for seating only. Replacement blades are available.



SUTTLE APPARATUS CORPORATION

Serving the Communications
Industry since 1910

P. O. Box 28 Lawrenceville, Illinois 62439

Phone: 618-943-2315

LICENSED BY WESTERN ELECTRIC


TCI Library- <http://www.telephonecollectors.info/>




KEY SYSTEM CONNECTING BLOCKS

SE-66E3 SE-66E4
SE-66E5 SE-66E6
SE-66E7 SE-66E8
SE-66E9

SE-66E-3 and Cover



SE-66E-5



The SE-66E TYPE CONNECTING BLOCKS are designed for quick plug in connection of BBX systems, call directors, speaker phones and special plug ended station equipment such as multiple installation of key telephones. Each assembly contains ring bracket for incoming cables and cross-connecting jumper wires. The 2 clip terminals are constructed of tinned phosphore bronze metal and are factory wired to the corresponding terminal of the female connector. By using a SE-714B tool, cable sizes 20 to 26 AWG are quickly terminated without stripping the insulation or soldering. If 18 or 19 gauge cable is used, the insulation should first be stripped.

CATALOG NO.	NO. OF PAIRS	NO. OF TERM.	CONNECTOR EQUIPPED	COVER COLOR	OVERALL DIMENSIONS
SE66E3-42	25	50	1-Female	Bl-Beige	$6\frac{1}{2} \times 4\frac{5}{8} \times 2\frac{15}{16}$
SE66E3-49	25	50	1-Female	Grey	
SE66E3-60	25	50	1-Female	Lt. Beige	
SE66E4	25	50	1-Female	No Cover	$6\frac{1}{2} \times 4\frac{5}{8} \times 2\frac{15}{16}$
SE66E5-42	50	100	2-Female	Bl-Beige	$9\frac{1}{2} \times 7\frac{1}{4} \times 2\frac{3}{4}$
SE66E5-49	50	100	2-Female	Grey	
SE66E5-60	50	100	2-Female	Lt. Beige	
SE66E6-49	75	150	3-Female	Grey	$13 \times 7\frac{1}{4} \times 2\frac{3}{4}$
SE66E6-60	75	150	3-Female	Lt. Beige	
SE66E7-49	100	200	4-Female	Grey	$17\frac{1}{4} \times 7 \times 2\frac{3}{4}$
SE66E8-49	125	250	5-Female	Grey	$20\frac{3}{8} \times 7 \times 2\frac{3}{4}$
SE66E9-49	150	300	6-Female	Grey	$24 \times 7 \times 2\frac{3}{4}$

Special configurations on application



SUTLE APPARATUS CORPORATION

Serving the Communications
Industry since 1910

P. O. Box 28 Lawrenceville, Illinois 62439

Phone: 618-943-2315

LICENSED BY WESTERN ELECTRIC

TCI Library- <http://www.telephonecollectors.info/>




ADAPTER DESIGNATION STRIPS

SE-C10 SE-D10
SE-C13 SE-D13
SE-C16 SE-D16
SE-12C SE-50C
SE-152A

SE-152A Adapter

The SE-152A ADAPTER is a sturdy plastic base for mounting the SE-66E-3 25 pair connecting block on the floor or wall and can also be mounted to an electrical box. Two threaded inserts and two screws are provided for mounting the block to the adapter. Four washers for mounting the adapter to floor or wall are included--screws to be supplied by user depending upon surface conditions.

Colors: -42 Blue Beige, -49 Gray, -60 Light Beige



C & D Designation Strips



These designation strips are intended for use on most 66 Type connecting blocks to identify the circuits terminated on the block. The strips are installed by snap-fitting to the fanning strip at the side of the block. The strips are made of a white polyvinyl chloride plastic with a matte finish which enables legible designation marks to be readily made with pen, pencil or stencil. Three lengths are provided. They can easily be cut shorter with snips, scissors or cutters. The strips are furnished both blank and lined. Where provided, the lines occur every other row of terminals to indicate pairs.

Types and Descriptions

TYPE	FOR CONN. BLOCK	MARKING	STRIP LENGTH
SE-C10	SE-66M	BLANK	10"
SE-D10	SE-66M	LINED	10"
SE-C13	SE-66B	BLANK	13 7/16"
SE-D13	SE-66B	LINED	13 7/16"
SE-C16	SE-66A	BLANK	16 1/8"
SE-D16	SE-66A	LINED	16 1/8"

Accessories

METAL SNAP-ON COVERS FOR SE-66B SERIES CONNECTING BLOCKS

CATALOG NO.	DESCRIPTION	DIMENSIONS
SE-12C	Metal Snap-On Cover For S66B1-6 and S66B1-12 Pair Blocks	1 1/2" x 3" x 4 1/4"
SE-50C	Metal Snap-On Cover For The S66B Series	1 1/2" x 3 1/4" x 13 5/8"



SUTTLE APPARATUS CORPORATION

Serving the Communications
Industry since 1910

P. O. Box 28 Lawrenceville, Illinois 62439

Phone: 618-943-2315

LICENSED BY WESTERN ELECTRIC

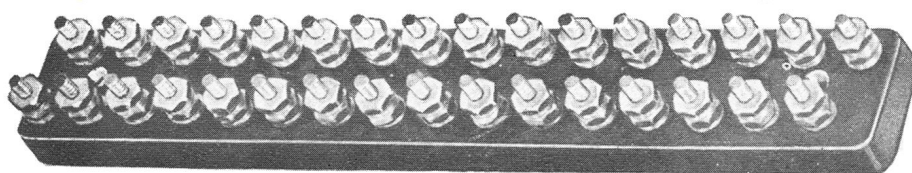
TCI Library- <http://www.telephonecollectors.info/>



CONNECTING BLOCKS

SE-30
SE-30-2
SE-31
SE-66-6
SE-66-12

Type SE-30, SE-30-2, and SE-31 Connecting Blocks



SE-30C

The SE-30, 30-2, and 31 Type Connecting Blocks are intended for miscellaneous low voltage application, such as telephone, sound, intercommunications, broadcast, electronics, and other similar uses.

SE-30 Type Connecting Block is a basic block employing 8-32 binding posts, nuts and washers.

SE-30-2 Similar to above having crushing washers and 10-32 binding posts to eliminate stripping of wire. Extra washers are included for multiple connections.

SE-31 Type Connecting Block is similar to the above, except each 8-32 binding post is connected to a soldering terminal brought out on the side to terminate interior cable.

CAT. NO.	CAT. NO.	CAT. NO.	NO. OF CONNECTORS	LENGTH OF BASE-IN.
SE-30-A	SE-31-A	SE-30A-2	6 pair	4 3/16
SE-30-B	SE-31-B	SE-30B-2	11 pair	7 5/16
SE-30-C	SE-31-C	SE-30C-2	16 pair	10 7/16
SE-30-D	SE-31-D	SE-30D-2	26 pair	16 11/16

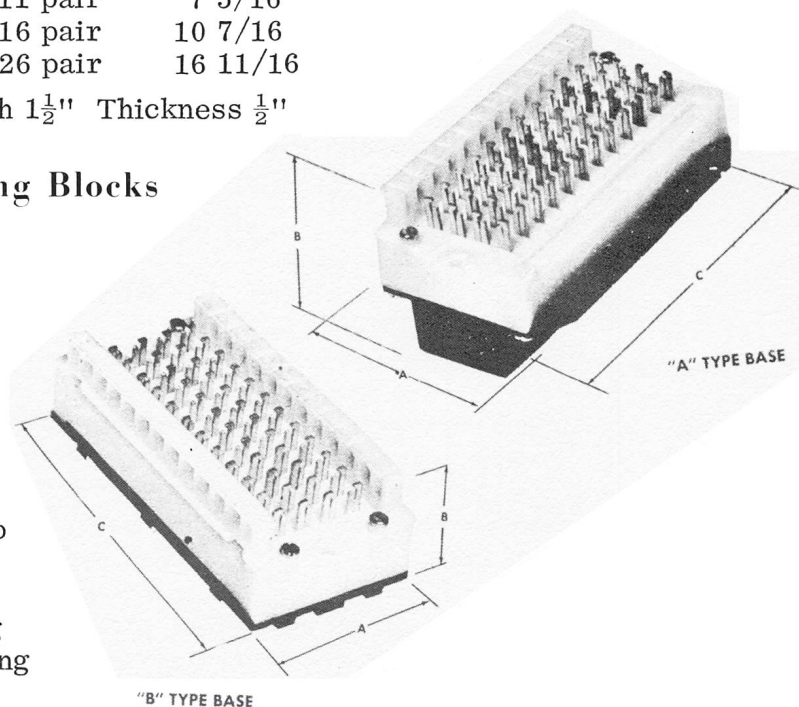
The dimensions of these blocks are; Width 1 1/2" Thickness 1/2"

Type SE-66-6 and 12 Pair Connecting Blocks

Type SE-66 Unprotected Connecting Blocks 6 pair and 12 pair series.

This satisfies the need for a connecting block smaller than the 25-pair size. Increased plant flexibility is offered as they may easily be stacked end to end to provide 12, 18, 24, etc. pairs of terminals.

This series utilizes either 4-clip or 2-clip terminals. An "A" or "B" type retaining plate used with either of the terminals provides four different types of connecting blocks. The 12-pair block is made by using two rows of 2-clip terminals.



CATALOG NO.	DESCRIPTION
SE-66E1-12	2 Clip Terminals, "A" Type Retaining Plate, 12 Pr.
SE-66C1-6	4 Clip Terminals, "A" Type Retaining Plate, 6 Pr.
SE-66EB1-12	2 Clip Terminals, "B" Type Retaining Plate, 12 Pr.
SE-66CB1-6	4 Clip Terminals, "B" Type Retaining Plate, 6 Pr.

DIMENSIONS (INCHES)

A	B	C
2 1/4	2	4 1/4
2 1/4	2	4 1/4
2	1 3/8	4 1/4
2	1 3/8	4 1/4



SUTTLE APPARATUS CORPORATION

Serving the Communications Industry since 1910


P. O. Box 28 Lawrenceville, Illinois 62439

Phone: 618-943-2315



BOXES AND BRIDGING ADAPTERS

SE-700A
SE-750A
SE-149A



The SE-700A Base and Cover of cyclolac plastic permits neat closure for one 25 pair plug ended cable and one 25 pair connector ended cable, for floor or wall mounting. The SE-700A Box may also be mounted over a standard electrical junction box. (Cover screws are included.)

The SE-750A Base and Cover of cyclolac plastic accepts double or triple plug and connector ended cables for neat housing. (Cover screws included.)

The SE-149A-20 and SE-149A-25 Bridging Adapters are designed to be a wall mounted means of connecting to key telephones, or extension cables, auxiliary signaling equipment such as lamps, pushbuttons, buzzers or speaker phones. They are arranged with a male plug and female connector, factory pre-wired so that certain leads for special purposes are made available on a screw terminal board. An open-ended plastic cover is screw fastened over the entire assembly.

The wiring arrangement for each is shown inside the cover.

Specify: SE-149A20 for use with 20 pair, or SE-149A25 for use with 25 pair running cables.

SE-149A, SE-700A, SE-750A Standard Colors: -10 Sand Beige, -42 Blue Beige, -49 Gray, -60 Light Beige.



SUTTLE APPARATUS CORPORATION

Serving the Communications
Industry since 1910

P. O. Box 28 Lawrenceville, Illinois 62439

Phone: 618-943-2315


LICENSED BY WESTERN ELECTRIC

TCI Library- <http://www.telephonecollectors.info/>



KEY SYSTEM BRIDGING ADAPTERS

SE-825
SE-850
SE-875



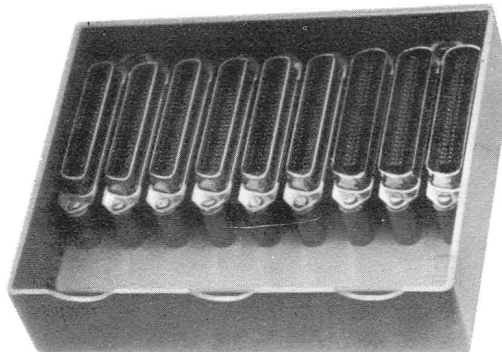
Type 850 List 6 CC-PP-CC Adapter

The SE-800 Series Bridging Adapters consist of up to nine male plugs and/or female connectors interwired and mounted in a two piece molded case. These adapters are used to facilitate the multiplying of plug ended 6, 12, and 18 button key telephones and for service extension runs. With the use of connector cables these adapters make it possible to extend 25 pairs of conductors to eight additional locations, 50 pairs to three locations and 75 pairs to two locations. They eliminate mis-wiring in the field.

They are available in any desired arrangement up to a total of nine male plugs and/or female connectors mounted in each case.

ORDERING INFORMATION:

CATALOG NUMBER	MAX. NO. OF PLUGS OR CONN.	MAX. NO. OF CABLES		
		25 PR.	50 PR.	75 PR.
SE-825-L4	4	4		
SE-825-L5	5	5		
SE-825-L6	6	6		
SE-850-L4	4		2	
SE-850-L6	6		3	
SE-850-L8	8		4	
SE-875-L6	6			2
SE-875-L9	9			3



Type SE-875-L9 CCC-CCC-PPP Adapter

Orders must specify the arrangement of plugs and/or connectors for the size adapter required by adding suffix (P) for male plug and (C) for female connector.

EXAMPLE: If the requirement is for one - 50 pair connector ended cable in and two - 50 pair plug ended cables out, your order would read:

1 SE-850 List 6 PP-CC-CC Adapter

Standard Colors: -10 Sand Beige, -49 Gray

(Please refer to Page 39 for requirements of less than four plugs and/or connectors in one case.)



SUTTLE APPARATUS CORPORATION

Serving the Communications
Industry since 1910

P. O. Box 28 Lawrenceville, Illinois 62439

Phone: 618-943-2315



BRIDGING ADAPTER

SE-7002C
SE-19252

SE-19252 3-Way Bridging Adapters

A compact bridging adapter which contains three interwired connecting devices in a durable plastic housing. It is used to connect one or more 6-button type key telephones to 25 pair cables. All common contacts are factory interwired, that is contact 1 in the first connecting device is wired to contact 1 in both of the other connecting devices; contact 2 to contact 2 in both other connecting devices, etc.




Configurations Available.

PART NO.	CONNECTOR/PLUG ARRANGEMENT	APPLICATION
SE-19252-L1	CPC	This adapter mates with one incoming 25 pair connector-ended cable from the main terminal box or another bridging adapter and extends the circuit to two 6-button telephones by mating with a plug-ended cable from each.
SE-19252-L2	PCP	This adapter interconnects one incoming 25 pair connector-ended cable from the main terminal box, one outgoing plug-ended cable to a 6-button telephone and one outgoing 25 pair connector-ended cable going to another bridging adapter, thereby extending the circuit.
SE-19252-L3	PPP	This configuration is also available for special wiring situations.
SE-19252-L4	CCC	This adapter interconnects three 25 pair connector-ended cables, one incoming from the main terminal box or another bridging adapter and two outgoing cables to other bridging adapters.

Standard Colors: -10 Sand Beige, -42 Blue Beige, -49 Gray

Type SE-7002-C Bridging Adapter



THIS SE-7002C 3 WAY BRIDGING ADAPTER sometimes called a "Y" Adapter is used where more than one 6 button type key telephone is to be connected to a 25 pair cable. It consists of one 25 pair male plug and two 25 pair female connectors, interwired to two 14 inch long, 25 pair, 28 gauge stranded cable.



SUTTLE APPARATUS CORPORATION

Serving the Communications
Industry since 1910

P. O. Box 28 Lawrenceville, Illinois 62439

Phone: 618-943-2315

LICENSED BY WESTERN ELECTRIC

TCI Library- <http://www.telephonecollectors.info/>

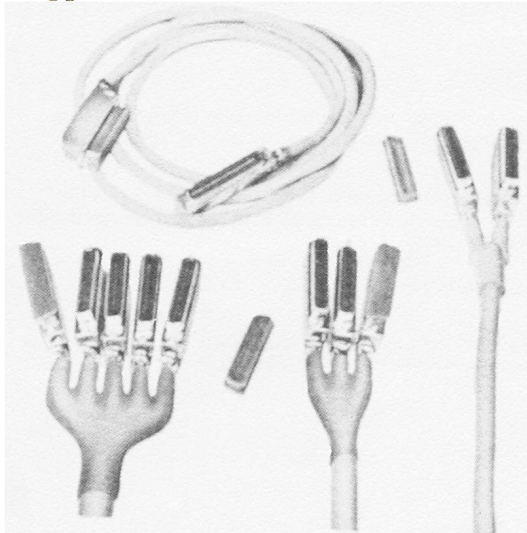


REFURBISHING KEY TELEPHONE CABLE PLUG OR CONNECTOR ENDED

**CABLE
REFURBISHED**
25 PR. 75 PR.
50 PR. 100 PR.

WE WILL REFURBISH YOUR USED OR NEW UNTERMINATED ODD LENGTHS OF 24 GAUGE KEY SET CONNECTOR CABLE AT CONSIDERABLE SAVINGS TO YOUR COMPANY

The purpose of this service is to provide for your company a method of salvaging used and new short lengths of inside wiring cable (key set cable) that for some reason is unterminated and has little value in such condition. A good example would be when a key system installation is completed there is a 30 ft. to 50 ft. piece of cable left over. These ends could end up in the scrap pile and especially so on shorter lengths. Another example would be when a key set service is removed and it is necessary for the service man to cut the connectors off. It is conceivable that the cable and connectors would end up in the scrap and only the salvagable copper value from the cable would be realized.



YOUR COMPANY SHOULD DO THIS:

1. Ship cable, type 57 Amphenol or Cinch plugs and or connectors prepaid to Suttle Apparatus Corporation, 1513 - 13th St., Lawrenceville, Ill. 62439. Cable can be a mixture of 25 pr., 50 pr., 75 pr., or 100 pr. (5 quad.)
2. Send instructions how you wish the cables to be terminated. For testing purposes all cables must be terminated at each end (double ended). After testing, a cable can be cut into any combination of two lengths thus resulting in two single ended cables.

SUTTLE APPARATUS CORPORATION WILL:

1. Inspect, clean, and cut the cable to lengths specified.
2. De-solder, clean and test all the plugs and connectors received from your company prior to re-using (Our experience proves that 95 percent of the connectors and plugs received are acceptable for re-use after de-soldering and cleaning).
3. Terminate cables per your company's instructions. Supply new plugs or connectors if the ones your company furnished were not usable or your company did not send sufficient quantity.
4. Final test guarantees each cable to be ready for continuous service.
5. Each cable separately packaged for stocking on shelf and marked as to type.
6. All cable and connectors that we were unable to use will be returned to your company marked scrap.



SUTTLE APPARATUS CORPORATION

Serving the Communications
Industry since 1910

P. O. Box 28 Lawrenceville, Illinois 62439

Phone: 618-943-2315

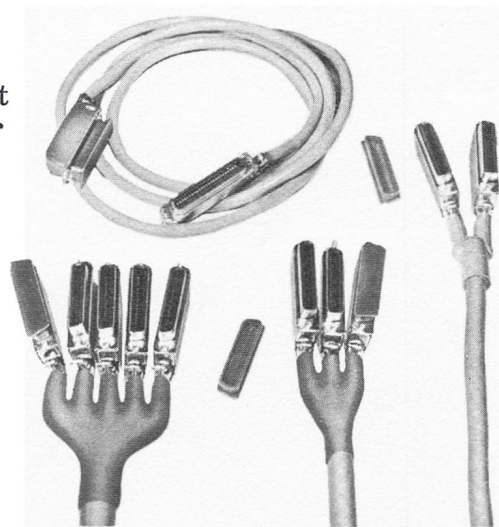


KEY TELEPHONE CABLES, PLUG OR CONNECTOR ENDED

SE-25
SE-50
SE-75
SE-100

"A"-Type Connector Cable

The "A" Type Connector Cable provides the means for rapidly completing an installation and/or re-arrangement of key telephone stations. Since each SUTTLE connector cable has been electronically tested to insure correct wiring and freedom from defects, you benefit by savings resulting from errorless and trouble-free installations. These pre-wired connector cables are available in various termination configurations. The available selection of plugs or connectors insures you of a suitable connector cable which will meet your needs. Connector cables having more than one plug or connector per end are uniformly spaced with flexible, molded boots to provide compatibility with mating cables, or bridging adapters. The gold-plated contacts of each plug or connector are protected from damage and oxidation by a plastic cover which can be discarded just prior to installation.



Types of Termination Combinations

CATALOG NUMBER	TYPE NUMBER	TOTAL PAIRS	ENDS EQUIPPED	
			NO. 1 END	NO. 2 END
SE-25CX	A25B-SE	25	1 Conn, ---	
SE-25CC	A25B-DE	25	1 Conn, 1 Conn	
SE-25PC	B25A	25	1 Conn, 1 Plug	
SE-25PX	B25B-SE	25	1 Plug, ---	
SE-25PP	B25B-DE	25	1 Plug, 1 Plug	
SE-50CX	A50B-SE	50	2 Conn, ---	
SE-50CC	A50B-DE	50	2 Conn, 2 Conn	
SE-75CX	A75A-SE	75	3 Conn, ---	
SE-75CC	A75A-DE	75	3 Conn, 3 Conn	
SE-100CX	A100D-SE	100	5 Conn, ---	
SE-100CC	A100D-DE	100	5 Conn, 5 Conn	

Types A25A and A50A also available—refer to price list for additional types and standard lengths. Special lengths and configurations on order.

CONSTRUCTION

The cable used is #24AWG bare solid annealed copper, PVC insulated, fully color coded inside wiring cable. PVC jacket colors are gray or light beige.

ORDERING INSTRUCTIONS

Connector cables are available in any length and configuration. When ordering, please specify catalog number, length and cable jacket color.

STANDARD SHIPPING PACKAGE

Each cable is neatly coiled and packaged in individual cartons to insure protection against damage during transportation, handling and storage.



SUTTLE APPARATUS CORPORATION

Serving the Communications
Industry since 1910

P. O. Box 28 Lawrenceville, Illinois 62439

Phone: 618-943-2315

LICENSED BY WESTERN ELECTRIC

TCI Library- <http://www.telephonecollectors.info/>

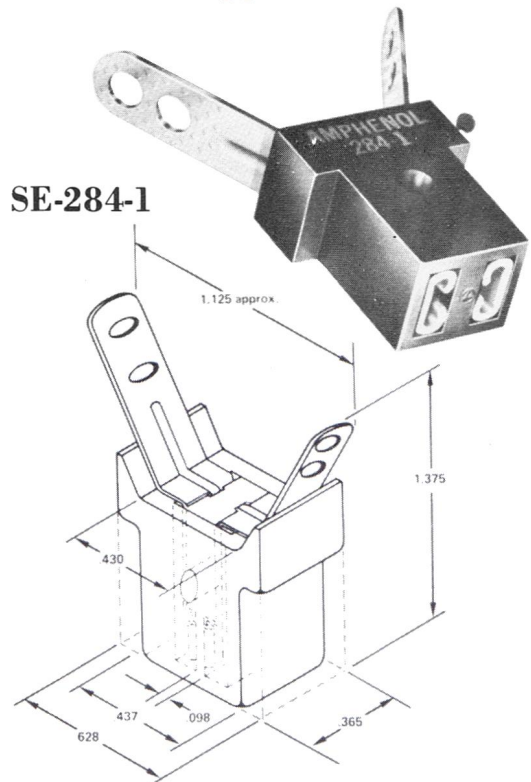


AMPHENOL CONNECTORS

SE-284-1
SE-505
SE-505C
SE-506
SE-506C

TAC Test Apparatus Connector Provides Access to Quick-Clip Contacts for Testing

SE-284-1




This handy, pocket-size adapter provides an installer or serviceman with fast, safe access to any pair of "quick-clip" contacts in a "66 type" connecting block. The TAC is pushed onto the desired contact pair and the test equipment or head-phone is attached to the TAC's exposed contacts. The exposed "ears" are widely spread to reduce the possibility of shorting and damaging expensive equipment. Alligator clips or other test probes cannot touch each other or other contacts in the bank. TAC grips the contacts firmly to prevent annoying disconnection from the line being tested. The TAC can be tied to frequently used test clips or leads or fastened to the installers tool belt with a short cord. Every installer should have several on hand at all times.

Color: Black molded plastic body

Ordering information: SE-284-1 TAC Test Connector

Amphenol Connectors for Telephone Systems

Amphenol Micro-Ribbon connecting devices provide longer life -- up to 20,000 insertion/withdrawal cycles without significant change in electrical characteristics. The average pin and socket type connecting device provides only 500 cycles. Ribbon type connectors also give service for as long as 25 years in mated condition, making them ideal for applications requiring high reliability and minimum maintenance. Over 100 million Micro-Ribbon connecting devices are now in service in the telephone industry.



Specifications:

(Meet requirements of SCL-6020A as applicable)

Current Capacity..... 5 amps per contact
Voltage Rating..... 700 volts D.C. at sea level
200 volts D.C. at 70,000 ft.
Operating Temperature..... 55°C to + 105°C; 67°F to + 221°F
Wire Sizes..... Solid — 22 guage max.; Stranded — 24 guage max.
Contacts..... 000030" gold plated over copper flash on cadmium copper base
Dielectric..... Diallyl Phthalate per Mil-M-14F Type MDG
Shells..... Zinc plated brass with clear chromate trapezoidal shape for polarization.

Ordering information:

SE-505 Plug (Panel Type)
SE-505C Plug w/cover (Cable Type)
SE-506 Connector (Panel Type)
SE-506C Connector w/cover (Cable Type)



SUTTLE APPARATUS CORPORATION

Serving the Communications Industry since 1910

P. O. Box 28 Lawrenceville, Illinois 62439

Phone: 618-943-2315

LICENSED BY WESTERN ELECTRIC

TCI Library- <http://www.telephonecollectors.info/>



ADAPTERS


SE-507

SE-153A

Double-Ended Feed-Through Adapters

For Interconnecting Telephone Cables Which Would Otherwise Be Unmateable

These compact adapters are used to interconnect two plug-ended or two connector-ended cables, or to reverse the direction of the cable from the connection. Since they all help alleviate problems in cabling, they are known as "goof plugs". The feed-through adapter consists of two Amphenol 50 contact connectors or plugs arranged back to back in a plastic housing with all common contacts interwired. Plug or connector-ended cables are easily mated to them.



SE-507-L1 Adapter

Dimensions: 3.26" x 1.687" x .605".


PART NO.	CONNECTOR/PLUG ARRANGEMENT	APPLICATION
SE-507-L1	C-C	Mates two plug ended cables and reverses direction.
SE-507-L2	C-P	Mates a plug ended cable with a connector ended cable and reverses direction.
SE-507-L3	P-P	Mates two connector ended cables and reverses direction.
SE-507-L4	P-P	Mates two connector ended cables and continues same direction.
SE-507-L5	C-C	Mates two plug ended cables and continues same direction.

SE-153A Non-Key Telephone Adapter

Permits Connection of Single Line Equipment to 25 Pair Plug-Ended Cables

Circuits Used:

SCREW TERMINAL	PLUG CONTACT	EQUIVALENT CABLE PAIR
1R	1	1
1T	26	
2R	4	4
2T	29	
R	20	20
B	45	
X1	25	25
X2	50	



SE-153A Adapter

Dimensions: 3½" long x .625" wide x 1.312" high.

This adapter consists of an Amphenol plug with a special terminal block providing 8 screw-type terminals. It can be plugged into a bridging adapter or connector-ended 25 pair cable intended for multi-button service when necessary to downgrade to single line station. Eliminates cutting off the connector and manually connecting the desired circuits. Use this adapter to provide single button or non-button spade tip cord set services quickly and easily.



SUTTLE APPARATUS CORPORATION

Serving the Communications
Industry since 1910

P. O. Box 28 Lawrenceville, Illinois 62439

Phone: 618-943-2315

LICENSED BY WESTERN ELECTRIC


TCI Library- <http://www.telephonecollectors.info/>



INSPECTION MIRROR WIRE DISTRIBUTION RING WIRE WRAP TERMINAL

SE-1M
SE-67D
SE-1134

SE-1134 Wire Wrap Terminal



SE-1134

The SE-1134 WIRE WRAP TERMINAL was designed originally as a means to convert a type 229B screw terminal board to wire wrap terminals. This eliminated the difficult and unsightly job of putting five or six leads under one screw. The double one inch long wire wrap legs will accommodate up to four wrapped connections each. They are made of tin plated phosphor bronze resulting in a much better connection than with the original screw terminal.

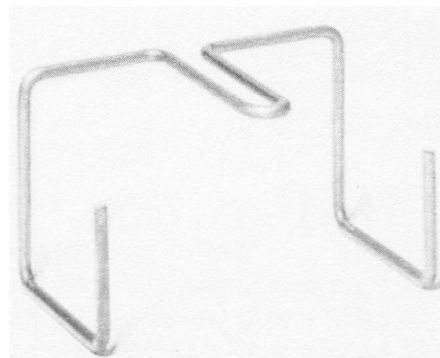
SE-1M Inspection Mirror



The SE-1M MIRROR is a must for installers who cannot readily see covered connections, blind connections in tight installations and allows installers to trace connectors without pulling out harnessed wires.

SE-67D Wire Distribution Ring

The SE-67D WIRE DISTRIBUTION RING is formed from heavy steel wire and plated. It is designed to cut both material and labor cost. Material cost is cut in half because it does the job of two standard rings. Labor is also saved as the ring mounts directly over the terminal block, enabling the wire to be looped in place instead of being threaded through. The final result is a more attractive job.



SE-67D Ring



SUTTLE APPARATUS CORPORATION

Serving the Communications
Industry since 1910

P. O. Box 28 Lawrenceville, Illinois 62439

Phone: 618-943-2315

LICENSED BY WESTERN ELECTRIC

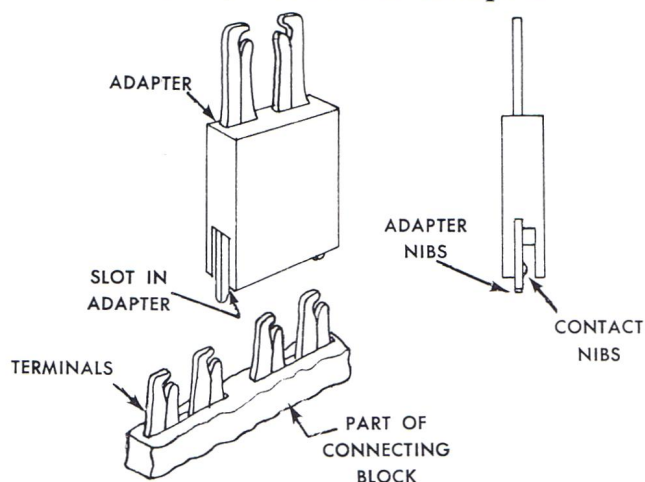
TCI Library- <http://www.telephonecollectors.info/>



ADAPTERS BRIDGING CLIPS

SE-161A
SE-183A-2
SE-1127-A1

New SE-183A-2 Adapter



The SE-183-A2 ADAPTER consists of a two clip tin plated bronze terminal encased in plastic.

This Adapter can be installed on every row and side by side on any SE-66 type connecting block, thus providing additional connections without interfering with already connected wires.

It provides positive insulation from one row of connectors to the adjacent row.

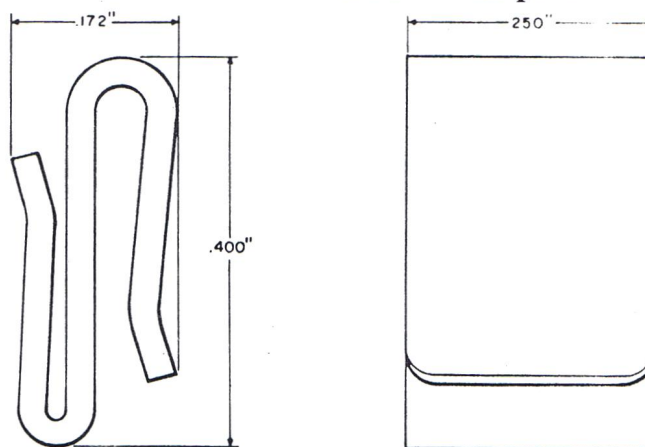
This Adapter can also be used to bridge together two and/or three prong clip terminals in the same row.

The SE-161A ADAPTER is a copper-tin plated adapter formed in one piece from stainless steel.

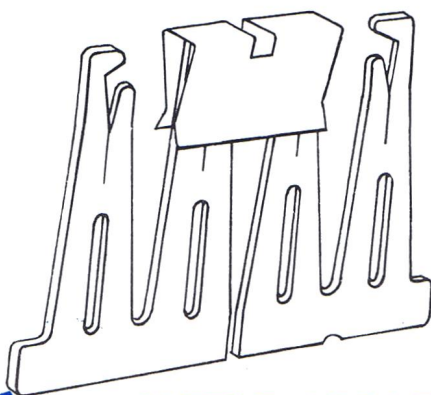
It is designed to facilitate the termination of spade tip ended cords to SE-66 type quick clip connecting blocks.

This Adapter can be used on quick clip terminals without the conductors inserted. No special tools are required for installation or removal.

New SE-161A Adapter



New SE-1127-A1 Bridging Clip



The SE-1127-A1 BRIDGING CLIP is formed in one piece from stainless steel.

It is designed to make a common connector where the connecting block has combination quick clip terminals in the same row such as two prong, three prong or four prong clips.

No special tools are required for installation or removal of the clip.

The dimensions are $\frac{1}{2}$ " wide by $\frac{1}{4}$ " high.



SUTTLE APPARATUS CORPORATION

P. O. Box 28 Lawrenceville, Illinois 62439

Phone: 618-943-2315

LICENSED BY WESTERN ELECTRIC

TCI Library- <http://www.telephonecollectors.info/>

Serving the Communications
Industry since 1910

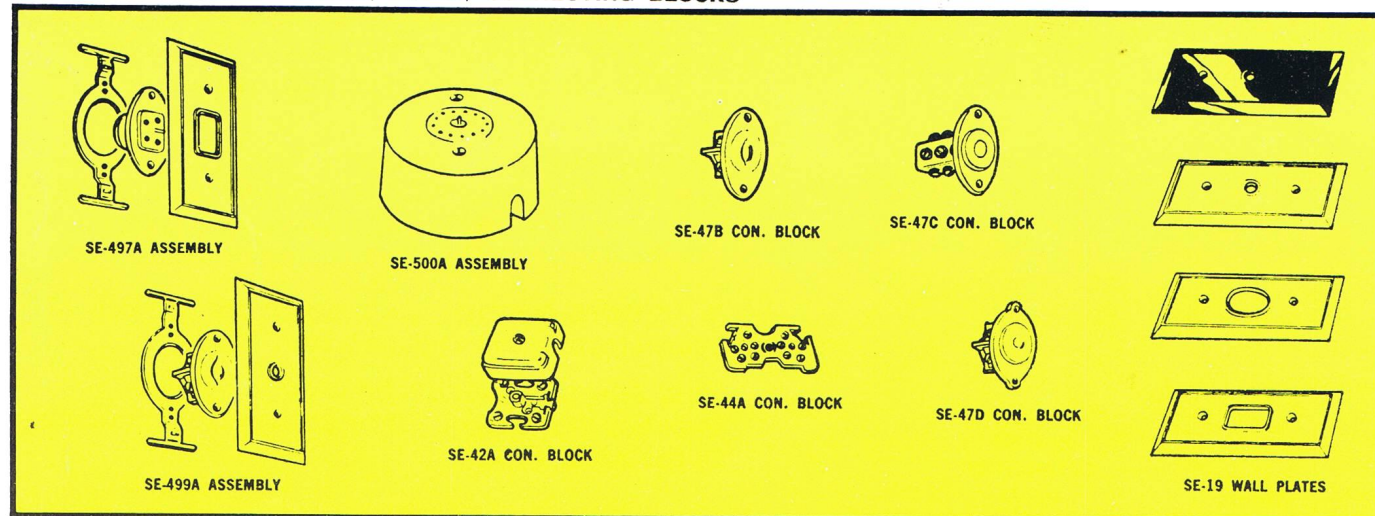


STATION APPARATUS FOR TELECOMMUNICATIONS

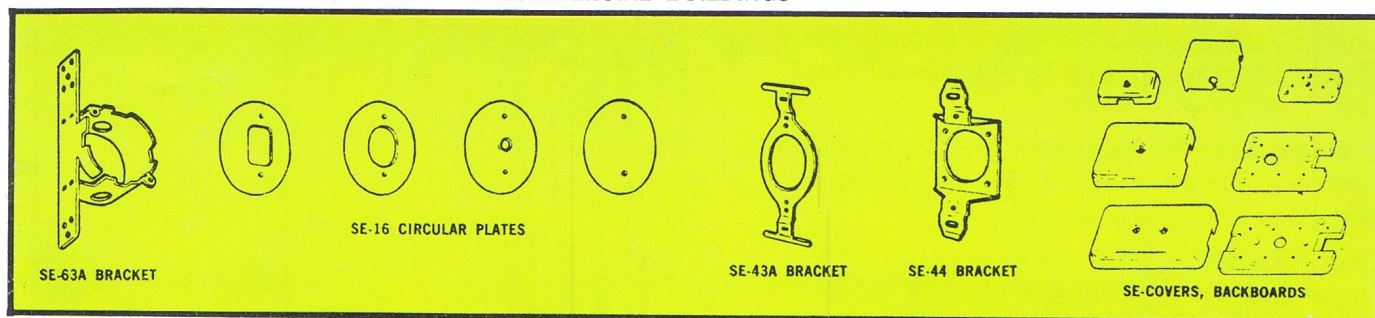
CATALOG

No. 26

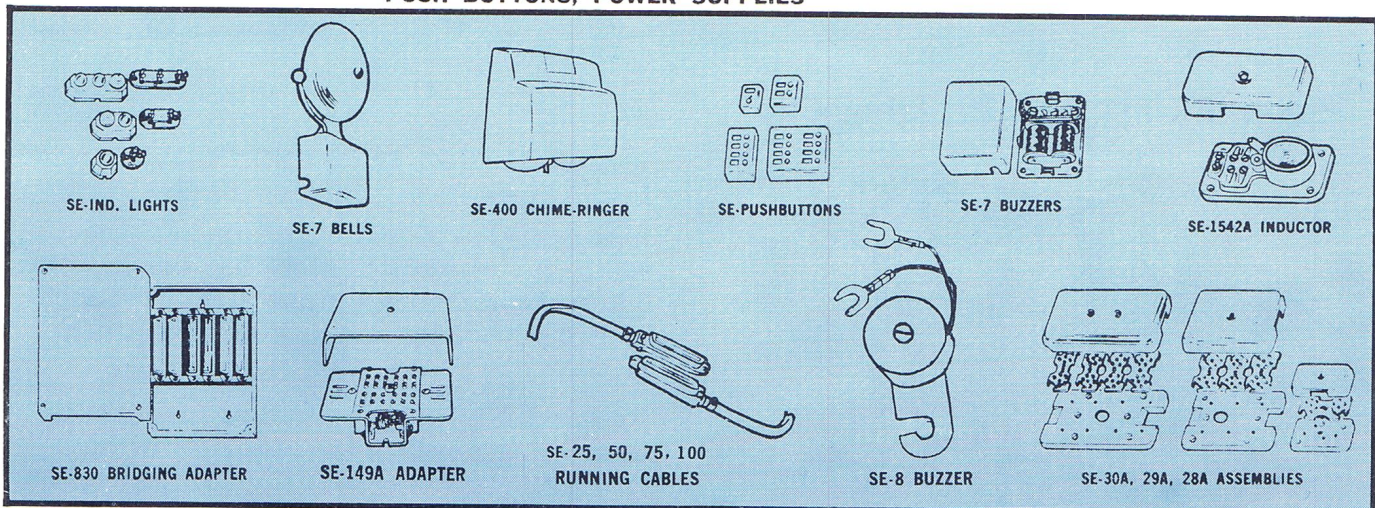
STATION APPARATUS—PLUGS, JACKS, CONNECTING BLOCKS



PRE-WIRE HARDWARE—FOR IN-CONSTRUCTION AND APPLIQUE USE IN NEW AND EXISTING HOMES AND COMMERCIAL BUILDINGS



SIGNALLING PRODUCTS—BELLS, BUZZERS, PUSHBUTTONS, SWITCHING KEYS, INDICATOR LIGHTS, PUSH BUTTONS, POWER SUPPLIES



SUTTLE APPARATUS CORPORATION

Serving the Communications
Industry since 1910

P. O. Box 28 Lawrenceville, Illinois 62439

Phone: 618-943-2315

LICENSED BY WESTERN ELECTRIC

TCI Library- <http://www.telephonecollectors.info/>



TELEPHONE STATION APPARATUS (INDUSTRY STANDARD)

PRICE LIST

Effective February 1, 1977
Cancels August 16, 1976














ILLUSTRATION	PRODUCT CODE	STANDARD PACKAGE		PRICE EACH
		Quan.	Wt.	
	SE-41A Block Page 1	225	14	.34
	SE-41B Block Page 1	225	16	.62
	SE-41C Block Page 1	225	15	.49
	SE-42A Block Page 2	225	18	.44
	SE-47B Block Page 2	300	19	.78
	SE-47D Block Page 2	300	20	.78
	SE-44A Block Page 3	300	31	.56
	SE-47C Block Page 3	240	29	1.87
	SE-499A Block Page 3	120	21	1.35
	SE-283B Plug Page 4	300	19	.52
	SE-504A Plug Page 4	225	19	3.10
	SE-504B Plug Page 4	225	17	2.40

ILLUSTRATION	PRODUCT CODE	STANDARD PACKAGE		PRICE EACH
		Quan.	Wt.	
	SE-505A Plug Page 4	225	16	.86
	SE-549A Jack Page 5	300	20	.70
	SE-550A Assembly Page 5	150	24	1.39
	SE-548A Jack Page 5	450	26	.82
	SE-404B Jack Page 6	240	24	.65
	SE-498A Assembly Page 6	120	27	1.31
	SE-493A Jack Page 7	450	27	.90
	SE-497A Assembly Page 7	150	25	1.47
	SE-19407-L2 Jack Assembly Page 8	50	14	2.17
	SE-19407-L3 Jack Assembly Page 8	50	15	4.30
	SE-19407-L4 Jack Assembly Page 8	50	17	3.75
	SE-19407-L5 Conn. Block Assembly Page 8	50	14	2.13

Prices are F.O.B. shipping point and subject to change without notice

SUTTLE APPARATUS CORPORATION

P. O. Box 28 Lawrenceville, Illinois 62439

Serving the Communications
Industry since 1910

Phone: 618-943-2315





TELEPHONE STATION APPARATUS (INDUSTRY STANDARD)

PRICE LIST

Effective February 1, 1977
Cancels August 16, 1976




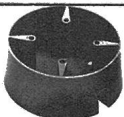








ILLUSTRATION	PRODUCT CODE	STANDARD PACKAGE Quan. Wt.		PRICE EACH
	SE-19407-L6 Conn. Block Assembly Page 8	50	17	3.22
	SE-500A Jack Assembly Page 9	60	21	4.80
	SE-500B Jack Assembly Page 9	60	19	4.25
	SE-541A Jack Page 9	225	29	2.95
	SE-541B Jack Page 9	225	23	2.40
	SE-547B Jack Assembly Page 9	90	21	3.54
	SE-547C Jack Assembly Page 9	90	18	2.99
	SE-541ASM Surface Mounting Page 9	60	15	1.45
	SE-16151 Jack Page 10	50	28	7.25
	SE-16152-L1 Jack Page 10	30	30	5.84
	SE-16152-L2 Jack Page 10	30	31	8.17
	SE-16152-L3 Jack Page 10	30	33	9.00

ILLUSTRATION	PRODUCT CODE	STANDARD PACKAGE Quan. Wt.		PRICE EACH
	SE-16152-L4 Outdoor Jack Cover - Box Page 10	30	30	5.42
	SE-16152-L5 Outdoor Jack Cover Only Page 10	120	40	3.00
	SE-16152-L6 Outdoor Jack Box Only Page 10	30	25	1.60
	SE-16160 Outdoor Jack W/Stake Page 11	1	2	14.40
	SE-16170 Outdoor Jack W/Stake Page 11	1	5	18.00
	SE-19316-L1 Outdoor Jack Page 11	25	24	6.57
	SE-19316-L2 Outdoor Jack Page 11	25	25	8.15
	SE-19316-L3 Outdoor Jack Page 11	25	25	8.70
	SE-19316-L4 Outdoor Jack Cover - Box Page 11	25	25	5.75
	SE-16 Face Plates Page 12	225	22	.40
	SE-19 Face Plates Page 12	300	20	.27
	SE-19 S.S. Face Plates Page 12	25	10	.89

Prices are F.O.B. shipping point and subject to change without notice.

SUTTLE APPARATUS CORPORATION

P. O. Box 28 Lawrenceville, Illinois 62439

Serving the Communications
Industry since 1910

Phone: 618-943-2315





TELEPHONE STATION APPARATUS (INDUSTRY STANDARD)

PRICE LIST

Effective February 1, 1977
Cancels August 16, 1976













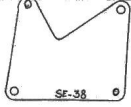
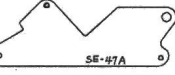






ILLUSTRATION	PRODUCT CODE	STANDARD PACKAGE		PRICE EACH
		Quan.	Wt.	
	SE-65A Plaster Ring Page 13	50	28	1.10
	SE-65B Plaster Ring Page 13	50	34	1.22
	SE-65C Plaster Ring Page 13	50	34	1.28
	SE-65D Plaster Ring Page 13	25	23	1.52
	SE-65E Plaster Ring Page 13	25	25	1.63
	SE-20 Metal Wall Plate A, B, C, D Page 13	225	44	.50
	SE-45A Mounting Strap Page 13	900	57	.22
	SE-873 Back Box Page 13	100	25	.60
	SE-43A Bracket Page 14	600	38	.30
	SE-43B Bracket Page 14	600	26	.32
	SE-44 Bracket Page 14	225	21	.39
	SE-19407-L1 Bracket Page 14	80	16	.95

ILLUSTRATION	PRODUCT CODE	STANDARD PACKAGE		PRICE EACH
		Quan.	Wt.	
	SE-60 Ring Page 15	800	4	.19
	SE-63A Junction Box Page 15	100	27	.50
	SE-63C Junction Box Page 15	100	27	.45
	SE-16DP Dummy Plug Page 15	100	7	.45
	SE-38 Bracket Page 16	25	2	.53
	SE-47A Adapter Bracket Page 16	25	2	.52
	SE-44B Bracket Page 16	450	47	.79
	SE-168D Backboard Page 17	225	14	.30
	SE-168E Backboard Page 17	120	18	.36
	SE-168F Backboard Page 17	50	9	.58
	SE-101A Cover Page 17	225	11	.31
	SE-101C Cover Page 17	90	10	.34

Prices are F.O.B. shipping point and subject to change without notice.

SUTTLE APPARATUS CORPORATION

P. O. Box 28 Lawrenceville, Illinois 62439

Serving the Communications
Industry since 1910

Phone: 618-943-2315



LICENSED BY WESTERN ELECTRIC

TCI Library- <http://www.telephonecollectors.info/>



TELEPHONE STATION APPARATUS (INDUSTRY STANDARD)

PRICE LIST

Effective February 1, 1977
Cancels August 16, 1976


















ILLUSTRATION	PRODUCT CODE	STANDARD PACKAGE Quan. Wt.		PRICE EACH
	SE-101D Cover Page 17	50	7	.52
	SE-172C Backboard Page 18	50	17	.95
	SE-182B Backboard Page 18	50	14	.76
	SE-184A Backboard Page 18	50	15	.90
	SE-144D Backboard Page 19	10	28	7.15
	SE-81A Test Set Page 19	1	2	24.70
	SE-500 Recorder Control Page 20	1	2	99.50
	SE-50-A Test Set Page 20	12	13	73.00
	SE-501 Power Supply Page 21	1	3	34.45
	SE-502 Power Supply Page 21	1	3	40.00
	SE-503 Power Supply Page 21	1	3	40.00
	SE-504 Power Supply Page 21	1	3	40.00

ILLUSTRATION	PRODUCT CODE	STANDARD PACKAGE Quan. Wt.		PRICE EACH
	SE-505 Power Supply Page 21	1	3	38.00
	SE-510 Power Supply Page 21	1	3	40.00
	SE-903 Relay Page 22	1	3	41.50
	SE-904 Relay Page 22	1	3	44.70
	SE-198 Extension Bell Page 23	1	11	39.25
	SE-1542A Inductor Page 23	120	25	5.60
	SE-400 Chime - Ringer Page 24	1	3	20.65
	SE-400C Chime Page 24	1	3	19.90
	SE-400KS Chime Page 24	1	3	19.90
	SE-8A Miniature Buzzer Page 25	400	20	.75
	SE-8B Miniature Buzzer Page 25	400	20	.75
	SE-8X Miniature Buzzer Page 25	400	20	2.98

Prices are F.O.B. shipping point and subject to change without notice.

SUTTLE APPARATUS CORPORATION

Serving the Communications
Industry since 1910

P. O. Box 28 Lawrenceville, Illinois 62439

Phone: 618-943-2315

LICENSED BY WESTERN ELECTRIC

TCI Library- <http://www.telephonecollectors.info/>





TELEPHONE STATION APPARATUS (INDUSTRY STANDARD)

PRICE LIST

Effective February 1, 1977
Cancels August 16, 1976











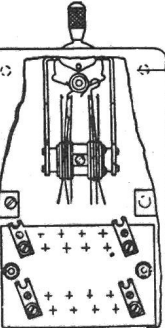

ILLUSTRATION	PRODUCT CODE	STANDARD PACKAGE Quan. Wt.		PRICE EACH
	SE-7 A, C, D, E, F Buzzer Page 26	180	60	5.62
	SE-7 A, C, D, E, F Bell Page 26	50	34	6.88
	SE-8108 Buzzer Page 26	100	10	1.20
	SE-8109 Buzzer Page 26	100	10	1.20
	SE-8110 Buzzer Page 26	100	10	1.20
	SE-554 Push Button Page 27	540	20	.80
	SE-559 Push Button Page 27	160	31	2.05
	SE-559W Push Button Wired Page 27	90	26	4.15
	SE-561 Push Button Page 27	144	37	3.15
	SE-561W Push Button Wired Page 27	60	26	4.75
	SE-565 Push Button Page 27	90	41	5.95
	SE-565W Push Button Wired Page 27	35	26	7.50

ILLUSTRATION	PRODUCT CODE	STANDARD PACKAGE Quan. Wt.		PRICE EACH
	SE-74A Push Button Bracket Page 27	300	31	.90
	SE-75A Push Button Bracket Page 27	300	30	.75
	SE-76A Push Button Bracket Page 27	450	33	.70
	SE-77A Push Button Bracket Page 27	450	22	.65
	SE-5080A Switching Key Page 28	1	1	16.65
	SE-6080A Switching Key Page 28	1	1	27.88
	SE-7080A Switching Key Page 28	1	2	55.25
	SE-6017B Switching Key Page 29	1	1	10.50
	SE-6017E Switching Key Page 29	1	1	16.95
	SE-6017J Switching Key Page 29	1	1	21.70
	SE-6017AP Switching Key Page 29	1	1	27.35
	SE-15 Indicator Light Page 30	80	13	2.75

Prices are F.O.B. shipping point and subject to change without notice.

SUTTLE APPARATUS CORPORATION

Serving the Communications
Industry since 1910

P. O. Box 28 Lawrenceville, Illinois 62439

Phone: 618-943-2315



LICENSED BY WESTERN ELECTRIC

TCI Library- <http://www.telephonecollectors.info/>



TELEPHONE STATION APPARATUS (INDUSTRY STANDARD)

PRICE LIST

Effective February 1, 1977
Cancels August 16, 1976












ILLUSTRATION	PRODUCT CODE	STANDARD PACKAGE		PRICE EACH
		Quan.	Wt.	
	SE-17 Indicator Light Page 30	50	13	4.22
	SE-18 Indicator Light Page 30	40	15	5.47
	SE-20B Indicator Light Page 31	40	15	3.95
	SE-21 Indicator Light Page 31	80	14	5.60
	SE-66A1-25 Connecting Block Page 32	20	38	7.47
	SE-66A2-25MH Connecting Block Page 32	8	44	12.25
	SE-66A2-50MH Connecting Block Page 32	5	44	20.48
	SE-66M1-25 Connecting Block Page 32	30	34	5.39
	SE-66M1-50 Connecting Block Page 32	30	34	5.60
	SE-89B Mounting Bracket Page 32	30	14	1.10
	SE-606 Wire Hanger Clip Page 32	100	2	.14
	SE-714B Installing Tool Page 32	144	21	4.15

ILLUSTRATION	PRODUCT CODE	STANDARD PACKAGE		PRICE EACH
		Quan.	Wt.	
	SE-66B1-6 Connecting Block Page 33	50	25	2.95
	SE-66B1-12 Connecting Block Page 33	25	14	3.09
	SE-66B1-25 Connecting Block Page 33	30	50	7.20
	SE-66B3-50 Connecting Block Page 33	30	50	7.36
	SE-66B3-75 Connecting Block Page 33	30	50	7.60
	SE-66B4-25 Connecting Block Page 33	30	50	7.20
	SE-66B1-25MH Connecting Block Page 33	8	44	12.07
	SE-66B1-50MH Connecting Block Page 33	5	44	20.33
	SE-66B3-50MH Connecting Block Page 33	8	44	12.24
	SE-66B3-75MH Connecting Block Page 33	8	44	12.49
	SE-66B3-100MH Connecting Block Page 33	5	44	20.68
	SE-66B3-150MH Connecting Block Page 33	5	44	21.16

Prices are F.O.B. shipping point and subject to change without notice.

SUTTLE APPARATUS CORPORATION

P. O. Box 28 Lawrenceville, Illinois 62439

Serving the Communications
Industry since 1910

Phone: 618-943-2315



LICENSED BY WESTERN ELECTRIC

TCI Library- <http://www.telephonecollectors.info/>



TELEPHONE STATION APPARATUS (INDUSTRY STANDARD)

PRICE LIST

Effective February 1, 1977
Cancels August 16, 1976











ILLUSTRATION	PRODUCT CODE	STANDARD PACKAGE		PRICE EACH
		Quan.	Wt.	
	SE-66B4-25MH Connecting Block Page 33	8	44	12.07
	SE-66B4-50MH Connecting Block Page 33	5	44	20.33
	SE-714B Installing Tool Page 33	144	21	4.15
	SE-714 Tool Blade Page 33	12	1	3.25
	SE-66E-3 Connecting Block Page 34	24	30	9.70
	SE-66E4 Connecting Block Page 34	24	28	9.50
	SE-66E5 Connecting Block Page 34	12	41	26.75
	SE-66E6 Connecting Block Page 34	1	5	45.00
	SE-66E7 Connecting Block Page 34	1	8	99.50
	SE-66E8 Connecting Block Page 34	1	10	115.00
	SE-66E9 Connecting Block Page 34	1	12	131.50
	SE-152A Adapter Page 35	50	9	.74

ILLUSTRATION	PRODUCT CODE	STANDARD PACKAGE		PRICE EACH
		Quan.	Wt.	
	SE-C10 Designation Strip Page 35	100	1½	Per 100 10.92
	SE-D10 Designation Strip Page 35	100	1½	Per 100 10.06
	SE-C13 Designation Strip Page 35	100	2	Per 100 13.09
	SE-D13 Designation Strip Page 35	100	2	Per 100 11.94
	SE-C16 Designation Strip Page 35	100	2½	Per 100 15.10
	SE-D16 Designation Strip Page 35	100	2½	Per 100 13.81
	SE-12C Metal Cover Page 35	2	1	3.59
	SE-50C Metal Cover Page 35	2	2	5.02
	SE-66E1-12 Connecting Block Page 36	25	13	4.12
	SE-66C1-6 Connecting Block Page 36	25	13	3.73
	SE-66EB1-12 Connecting Block Page 36	25	13	4.62
	SE-66CB1-6 Connecting Block Page 36	25	13	4.33

Prices are F.O.B. shipping point and subject to change without notice.

SUTTLE APPARATUS CORPORATION

Serving the Communications
Industry since 1910

P. O. Box 28 Lawrenceville, Illinois 62439

Phone: 618-943-2315

LICENSED BY WESTERN ELECTRIC

TCI Library- <http://www.telephonecollectors.info/>





TELEPHONE STATION APPARATUS (INDUSTRY STANDARD)

PRICE LIST

Effective February 1, 1977
Cancels August 16, 1976







ILLUSTRATION	PRODUCT CODE	STANDARD PACKAGE		PRICE EACH
		Quan.	Wt.	
	SE-30A Connecting Block Page 36	100	48	1.84
	SE-30B Connecting Block Page 36	50	42	3.37
	SE-30C Connecting Block Page 36	40	48	4.60
	SE-30D Connecting Block Page 36	25	48	6.35
	SE-31A Connecting Block Page 36	100	43	2.30
	SE-31B Connecting Block Page 36	50	39	4.00
	SE-31C Connecting Block Page 36	40	40	5.35
	SE-31D Connecting Block Page 36	25	39	7.45
	SE-30A-2 Connecting Block Page 36	80	41	2.61
	SE-30B-2 Connecting Block Page 36	40	38	4.27
	SE-30C-2 Connecting Block Page 36	30	40	5.65
	SE-30D-2 Connecting Block Page 36	20	4	7.73

ILLUSTRATION	PRODUCT CODE	STANDARD PACKAGE		PRICE EACH
		Quan.	Wt.	
	SE-149A-25 Bridging Adapters Page 37	50	34	19.25
	SE-149A-20 Bridging Adapter Page 37	50	30	17.40
	SE-700A Connector Housing Page 37	50	13	.88
	SE-750A Connector Housing Page 37	50	20	1.75
	SE-825-L4 Bridging Adapter Page 38	1	1	30.75
	SE-825-L5 Bridging Adapter Page 38	1	2	33.85
	SE-825-L6 Bridging Adapter Page 38	1	2	43.75
	SE-850-L4 Bridging Adapter Page 38	1	2	16.75
	SE-850-L6 Bridging Adapter Page 38	1	2	31.50
	SE-850-L8 Bridging Adapter Page 38	1	2	47.00
	SE-875-L6 Bridging Adapter Page 38	1	2	22.75
	SE-875-L9 Bridging Adapter Page 38	1	2	50.00

Prices are F.O.B. shipping point and subject to change without notice.

SUTTLE APPARATUS CORPORATION

Serving the Communications
Industry since 1910

P. O. Box 28 Lawrenceville, Illinois 62439

Phone: 618-943-2315



LICENSED BY WESTERN ELECTRIC

TCI Library- <http://www.telephonecollectors.info/>



TELEPHONE STATION APPARATUS (INDUSTRY STANDARD)

PRICE LIST

Effective February 1, 1977
Cancels August 16, 1976












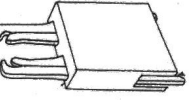


ILLUSTRATION	PRODUCT CODE	STANDARD PACKAGE		PRICE EACH
		Quan.	Wt.	
	SE-19252 Bridging Adapter Page 39	40	19	9.95
	SE-7002C Bridging Adapter Page 39	10	7	24.25
	Cable Refurbishing Service Page 40	See Price Sheet J		
	SE-25 (series) Cables Page 41	See Price Sheet K		
	SE-50 (series) Cables Page 41	See Price Sheet L		
	SE-75 (series) Cables Page 41	See Price Sheet M		
	SE-100 (series) Cables Page 41	See Price Sheet N		
	SE-284-1 TAC Test Connector Page 42	100	1	.45
	SE-505 Amphenol Plug Page 42	450	28	3.39
	SE-505C Amphenol Plug Page 42	180	28	2.75
	SE-506 Amphenol Connector Page 42	450	28	2.44
	SE-506C Amphenol Connector Page 42	180	28	3.03

ILLUSTRATION	PRODUCT CODE	STANDARD PACKAGE		PRICE EACH
		Quan.	Wt.	
	SE-153A Adapter Page 43	180	31	4.95
	SE-507-L1 Adapters Page 43	240	37	10.50
	SE-507-L2 Adapters Page 43	240	37	10.50
	SE-507-L3 Adapters Page 43	240	37	10.50
	SE-507-L4 Adapters Page 43	240	37	10.50
	SE-507-L5 Adapters Page 43	240	37	10.50
	SE-1134 Wire Wrap Terminal Page 44	100	1	Per 1000 33.36
	SE-1M Inspection Mirror Page 44	1	—	.14
	SE-67D Wire Ring Page 44	50	8	.56
	SE-183A2 Adapter Page 45	25	1/4	.42
	SE-161A Adapter Page 45	100	1	Per 1000 25.00
	SE-1127-A1 Bridging Clip Page 45	100	1	Per 1000 27.27

Prices are F.O.B. shipping point and subject to change without notice.

SUTTLE APPARATUS CORPORATION

P. O. Box 28 Lawrenceville, Illinois 62439

Phone: 618-943-2315

Serving the Communications
Industry since 1910



LICENSED BY WESTERN ELECTRIC

TCI Library- <http://www.telephonecollectors.info/>



CABLE REFURBISHING SERVICE

PRICE LIST

Effective February 1, 1977
Cancels August 16, 1976

THE FOLLOWING CHARGES MAY BE USED TO COMPUTE
THE TOTAL COSTS FOR REFURBISHING YOUR CABLE

CHARGE FOR CLEANING, INSPECTING AND CUTTING YOUR CABLE

25 Pair, 50 Pair, 75 Pair, 100 Pair Cable----- Per Foot \$.06

CHARGE FOR TERMINATING

(ATTACHING PLUGS OR CONNECTORS TO EACH END OF YOUR CABLE)

25 Pair Cable -----	Per Cable	\$ 5.65
50 Pair Cable -----	Per Cable	13.00
75 Pair Cable -----	Per Cable	19.50
100 Pair Cable -----	Per Cable	32.50

CHARGE FOR PLUGS OR CONNECTORS

If you send in usable plugs or connectors

(Charge to de-solder, clean and test)----- each \$ 1.10

If we supply new plugs or connectors ----- each 1.65

(2 Required for 25 Pair Cable, 4 Required for 50 Pair Cable)

(6 Required for 75 Pair Cable, 10 Required for 100 Pair Cable)

THERE IS NO CHARGE FOR CUTTING A DOUBLE ENDED CABLE IN TWO PIECES
IF SINGLE ENDED CABLES ARE REQUIRED.

EXAMPLES: REFURBISHED COST - VS - NEW CABLE PRICE
(If Suttle furnished all material except cable)

25 Foot 25 Pair DOUBLE ENDED

NEW CABLE SE-25CC-25 (A25B-25DE)----- \$ 11.66

Refurbished Cable:

Cleaning, Inspecting - 25 ft. at .06 per ft.-----	1.50	
Charge for terminating - 25 pr. cable -----	5.65	
Charge for connectors - 2 at 1.65 ea. -----	3.30	
Total Refurbished Cost -----		10.45
Savings (10%) -----		<u>\$ 1.21</u>

100 Foot 50 Pair DOUBLE ENDED CABLE

NEW CABLE SE-50CC-100 (A50B-100DE)----- \$53.93

Refurbished Cable:

Cleaning, Inspecting - 100 ft. 50 pr. cable -----	6.00	
Charge for terminating - 50 pr. cable -----	13.00	
Charge for connectors - 4 ea. 1.65 -----	6.60	
Total Refurbishing Cost -----		25.60
Savings (52%) -----		<u>\$28.33</u>

SHIP YOUR CABLE, PLUGS AND CONNECTORS FREIGHT PREPAID FOR REFURBISHING

Prices are F.O.B. shipping point and subject to change without notice.



SUTTLE APPARATUS CORPORATION

Serving the Communications
Industry since 1910

P. O. Box 28 Lawrenceville, Illinois 62439

Phone: 618-943-2315

LICENSED BY WESTERN ELECTRIC

TCI Library- <http://www.telephonecollectors.info/>








"A" TYPE CONNECTOR CABLES

PRICE LIST

Effective February 1, 1977

Cancels August 16, 1976

SYMBOL AND DESCRIPTION	CAT. NO.	TYPE NO.	LENGTH FT.	WEIGHT EACH	PRICE EACH
25 PAIR CABLE WITH PLUG AND/OR CONNECTOR USED WITH 6-BUTTON PLUG-ENDED KEY TELEPHONES					
 Plug at one end and a connector at other end	SE- 25PC- 5	B 25A- 5	5	1	7.80
	SE- 25PC- 10	B 25A- 10	10	1½	8.91
	SE- 25PC- 15	B 25A- 15	15	2	9.87
	SE- 25PC- 25	B 25A- 25	25	3¼	11.78
	SE- 25PC- 30	B 25A- 30	30	4¼	12.72
	SE- 25PC- 50	B 25A- 50	50	6	16.56
	SE- 25PC- 75	B 25A- 75	75	9¼	21.46
	SE- 25PC-100	B 25A-100	100	11½	26.25
	SE- 25PC-150	B 25A-150	150	17½	35.81
	SE- 25PC-200	B 25A-200	200	22½	45.37
 Plug at one end	SE- 25PX- 5	B 25B- 5SE	5	1	4.68
	SE- 25PX- 10	B 25B- 10SE	10	1½	5.81
	SE- 25PX- 15	B 25B- 15SE	15	2	6.77
	SE- 25PX- 25	B 25B- 25SE	25	3¼	8.68
	SE- 25PX- 30	B 25B- 30SE	30	4¼	9.63
	SE- 25PX- 50	B 25B- 50SE	50	6	13.46
	SE- 25PX- 75	B 25B- 75SE	75	9¼	18.37
	SE- 25PX-100	B 25B-100SE	100	11½	23.15
	SE- 25PX-150	B 25B-150SE	150	17½	32.71
	SE- 25PX-200	B 25B-200SE	200	22½	42.27
 Connector at one end	SE- 25CX- 5	A 25B- 5SE	5	1	4.68
	SE- 25CX- 10	A 25B- 10SE	10	1½	5.81
	SE- 25CX- 15	A 25B- 15SE	15	2	6.77
	SE- 25CX- 25	A 25B- 25SE	25	3¼	8.68
	SE- 25CX- 30	A 25B- 30SE	30	4¼	9.63
	SE- 25CX- 50	A 25B- 50SE	50	6	13.46
	SE- 25CX- 75	A 25B- 75SE	75	9¼	18.37
	SE- 25CX-100	A 25B-100SE	100	11½	23.15
	SE- 25CX-150	A 25B-150SE	150	17½	32.71
	SE- 25CX-200	A 25B-200SE	200	22½	42.27
 Plug at each end	SE- 25PP- 5	B 25B- 5DE	5	1	7.80
	SE- 25PP- 10	B 25B- 10DE	10	1½	8.91
	SE- 25PP- 15	B 25B- 15DE	15	2	9.87
	SE- 25PP- 25	B 25B- 25DE	25	3¼	11.78
	SE- 25PP- 30	B 25B- 30DE	30	4¼	12.72
	SE- 25PP- 50	B 25B- 50DE	50	6	16.56
	SE- 25PP- 75	B 25B- 75DE	75	9¼	21.46
	SE- 25PP-100	B 25B-100DE	100	11½	26.25
	SE- 25PP-150	B 25B-150DE	150	17½	35.81
	SE- 25PP-200	B 25B-200DE	200	22½	45.37
 Connector at each end	SE- 25CC- 5	A 25B- 5DE	5	1	7.80
	SE- 25CC- 10	A 25B- 10DE	10	1½	8.91
	SE- 25CC- 15	A 25B- 15DE	15	2	9.87
	SE- 25CC- 25	A 25B- 25DE	25	3¼	11.78
	SE- 25CC- 30	A 25B- 30DE	30	4¼	12.72
	SE- 25CC- 50	A 25B- 50DE	50	6	16.56
	SE- 25CC- 75	A 25B- 75DE	75	9¼	21.46
	SE- 25CC-100	A 25B-100DE	100	11½	26.25
	SE- 25CC-150	A 25B-150DE	150	17½	35.81
	SE- 25CC-200	A 25B-200DE	200	22½	45.37

PRICES ARE F.O.B. SHIPPING POINT AND SUBJECT TO CHANGE WITHOUT NOTICE

CABLES AVAILABLE IN ANY LENGTH AND CONFIGURATION

CABLES AVAILABLE IN EITHER GRAY OR SAND BEIGE COLOR



SUTTLE APPARATUS CORPORATION

P. O. Box 28 Lawrenceville, Illinois 62439

TCF Library- <http://www.telephonecollectors.info/>

Serving the Communications
Industry since 1910

Phone: 618-943-2315



"A" TYPE CONNECTOR CABLES

PRICE LIST

Effective February 1, 1977

Cancels August 16, 1976

SYMBOL AND DESCRIPTION	CAT. NO.	TYPE NO.	LENGTH FT.	WEIGHT EACH	PRICE EACH
50 PAIR CABLE USED FOR SERVICE EXTENSION RUNS					
 2 Connectors at one end	SE- 50CX- 5	A 50B- 5SE	5	2¼	10.66
	SE- 50CX- 10	A 50B- 10SE	10	3	12.73
	SE- 50CX- 15	A 50B- 15SE	15	4	14.75
	SE- 50CX- 25	A 50B- 25SE	25	6½	18.74
	SE- 50CX- 30	A 50B- 30SE	30	7	20.84
	SE- 50CX- 50	A 50B- 50SE	50	12	28.84
	SE- 50CX- 75	A 50B- 75SE	75	16½	38.85
	SE- 50CX-100	A 50B-100SE	100	22½	48.81
	SE- 50CX-150	A 50B-150SE	150	32¾	68.94
	SE- 50CX-200	A 50B-200SE	200	43½	89.06
 2 Connectors at each end	SE- 50CC- 5	A 50B- 5DE	5	2¼	18.40
	SE- 50CC- 10	A 50B- 10DE	10	3	20.49
	SE- 50CC- 15	A 50B- 15DE	15	4	22.49
	SE- 50CC- 25	A 50B- 25DE	25	6½	26.48
	SE- 50CC- 30	A 50B- 30DE	30	7	28.59
	SE- 50CC- 50	A 50B- 50DE	50	12	36.58
	SE- 50CC- 75	A 50B- 75DE	75	16½	46.59
	SE- 50CC-100	A 50B-100DE	100	22½	56.55
	SE- 50CC-150	A 50B-150DE	150	32¾	76.68
	SE- 50CC-200	A 50B-200DE	200	43½	96.75
 2 plugs at one end 2 connectors at other end	SE- 50PC- 5	B 50A- 5	5	2¼	18.40
	SE- 50PC- 10	B 50A- 10	10	3	20.49
	SE- 50PC- 15	B 50A- 15	15	4	22.49
	SE- 50PC- 25	B 50A- 25	25	6½	26.48
	SE- 50PC- 30	B 50A- 30	30	7	28.59
	SE- 50PC- 50	B 50A- 50	50	12	36.58
	SE- 50PC- 75	B 50A- 75	75	16½	46.59
	SE- 50PC-100	B 50A-100	100	22½	56.55
	SE- 50PC-150	B 50A-150	150	32¾	76.68
	SE- 50PC-200	B 50A-200	200	43½	96.75
 2 plugs at one end	SE- 50PX- 5	B 50B- 5SE	5	2¼	10.66
	SE- 50PX- 10	B 50B- 10SE	10	3	12.73
	SE- 50PX- 15	B 50B- 15SE	15	4	14.75
	SE- 50PX- 25	B 50B- 25SE	25	6½	18.74
	SE- 50PX- 30	B 50B- 30SE	30	7	20.84
	SE- 50PX- 50	B 50B- 50SE	50	12	28.84
	SE- 50PX- 75	B 50B- 75SE	75	16½	38.85
	SE- 50PX-100	B 50B-100SE	100	22½	48.81
	SE- 50PX-150	B 50B-150SE	150	32¾	68.94
	SE- 50PX-200	B 50B-200SE	200	43½	89.06
 2 plugs at each end	SE- 50PP- 5	B 50B- 5DE	5	2¼	18.40
	SE- 50PP- 10	B 50B- 10DE	10	3	20.49
	SE- 50PP- 15	B 50B- 15DE	15	4	22.49
	SE- 50PP- 25	B 50B- 25DE	25	6½	26.48
	SE- 50PP- 30	B 50B- 30DE	30	7	28.59
	SE- 50PP- 50	B 50B- 50DE	50	12	36.58
	SE- 50PP- 75	B 50B- 75DE	75	16½	46.59
	SE- 50PP-100	B 50B-100DE	100	22½	56.55
	SE- 50PP-150	B 50B-150DE	150	32¾	76.68
	SE- 50PP-200	B 50B-200DE	200	43½	96.75

PRICES ARE F.O.B. SHIPPING POINT AND SUBJECT TO CHANGE WITHOUT NOTICE

CABLES AVAILABLE IN ANY LENGTH AND CONFIGURATION

CABLES AVAILABLE IN EITHER GRAY OR SAND BEIGE COLOR



SUTTLE APPARATUS CORPORATION

Serving the Communications
Industry since 1910

P. O. Box 28 Lawrenceville, Illinois 62439

TCI Library- <http://www.telephonecollectors.info/>

Phone: 618-943-2315



"A" TYPE CONNECTOR CABLES

PRICE LIST

Effective February 1, 1977

Cancels August 16, 1976

SYMBOL AND DESCRIPTION	CAT. NO.	TYPE NO.	LENGTH FT.	WEIGHT EACH	PRICE EACH
75 PAIR CABLE USED WITH 12 AND 18 BUTTON KEY TELEPHONES					
 3 connectors at one end	SE- 75CX- 5	A 75A- 5SE	5	2½	15.39
	SE- 75CX- 10	A 75A- 10SE	10	4¼	18.53
	SE- 75CX- 15	A 75A- 15SE	15	5½	21.57
	SE- 75CX- 25	A 75A- 25SE	25	9	27.80
	SE- 75CX- 30	A 75A- 30SE	30	10	30.86
	SE- 75CX- 50	A 75A- 50SE	50	16¼	43.03
	SE- 75CX- 75	A 75A- 75SE	75	23¾	58.42
	SE- 75CX-100	A 75A-100SE	100	31½	73.63
	SE- 75CX-150	A 75A-150SE	150	48¼	104.20
	SE- 75CX-200	A 75A-200SE	200	62	134.66
 3 connectors at each end	SE- 75CC- 5	A 75A- 5DE	5	2½	26.50
	SE- 75CC- 10	A 75A- 10DE	10	4¼	29.67
	SE- 75CC- 15	A 75A- 15DE	15	5½	32.70
	SE- 75CC- 25	A 75A- 25DE	25	9	38.92
	SE- 75CC- 30	A 75A- 30DE	30	10	41.96
	SE- 75CC- 50	A 75A- 50DE	50	16¼	54.16
	SE- 75CC- 75	A 75A- 75DE	75	23¾	69.52
	SE- 75CC-100	A 75A-100DE	100	31½	84.75
	SE- 75CC-150	A 75A-150DE	150	48¼	115.32
	SE- 75CC-200	A 75A-200DE	200	62	145.78
 3 connectors at one end 3 plugs at other end	SE- 75PC- 5	B 75A- 5	5	2½	26.50
	SE- 75PC- 10	B 75A- 10	10	4¼	29.67
	SE- 75PC- 15	B 75A- 15	15	5½	32.70
	SE- 75PC- 25	B 75A- 25	25	9	38.92
	SE- 75PC- 30	B 75A- 30	30	10	41.96
	SE- 75PC- 50	B 75A- 50	50	16¼	54.16
	SE- 75PC- 75	B 75A- 75	75	23¾	69.52
	SE- 75PC-100	B 75A-100	100	31½	84.75
	SE- 75PC-150	B 75A-150	150	48¼	115.32
	SE- 75PC-200	B 75A-200	200	62	145.78
 3 plugs at one end	SE- 75PX- 5	B 75B- 5SE	5	2½	15.39
	SE- 75PX- 10	B 75B- 10SE	10	4¼	18.53
	SE- 75PX- 15	B 75B- 15SE	15	5½	21.57
	SE- 75PX- 25	B 75B- 25SE	25	9	27.80
	SE- 75PX- 30	B 75B- 30SE	30	10	30.86
	SE- 75PX- 50	B 75B- 50SE	50	16¼	43.03
	SE- 75PX- 75	B 75B- 75SE	75	23¾	58.42
	SE- 75PX-100	B 75B-100SE	100	31½	73.63
	SE- 75PX-150	B 75B-150SE	150	48¼	104.20
	SE- 75PX-200	B 75B-200SE	200	62	134.66
 3 plugs at each end	SE- 75PP- 5	B 75B- 5DE	5	2½	26.50
	SE- 75PP- 10	B 75B- 10DE	10	4¼	29.67
	SE- 75PP- 15	B 75B- 15DE	15	5½	32.70
	SE- 75PP- 25	B 75B- 25DE	25	9	38.92
	SE- 75PP- 30	B 75B- 30DE	30	10	41.96
	SE- 75PP- 50	B 75B- 50DE	50	16¼	54.16
	SE- 75PP- 75	B 75B- 75DE	75	23¾	69.52
	SE- 75PP-100	B 75B-100DE	100	31½	84.75
	SE- 75PP-150	B 75B-150DE	150	48¼	115.32
	SE- 75PP-200	B 75B-200DE	200	62	145.78

PRICES ARE F.O.B. SHIPPING POINT AND SUBJECT TO CHANGE WITHOUT NOTICE

CABLES AVAILABLE IN ANY LENGTH AND CONFIGURATION

CABLES AVAILABLE IN EITHER GRAY OR SAND BEIGE COLOR



SUTTLE APPARATUS CORPORATION

P. O. Box 28 Lawrenceville, Illinois 62439

TCI Library- <http://www.telephonecollectors.info/>

Serving the Communications
Industry since 1910

Phone: 618-943-2315



"A" TYPE CONNECTOR CABLES

PRICE LIST

Effective February 1, 1977
Cancels August 16, 1976

SYMBOL AND DESCRIPTION	CAT. NO.	TYPE NO.	LENGTH FT.	WEIGHT EACH	PRICE EACH
100 PAIR CABLE USED WITH 30-BUTTON KEY TELEPHONES					
 5 Connectors at one end	SE- 100CX- 25	A 100D- 25SE	25	12	39.86
	SE- 100CX- 50	A 100D- 50SE	50	22	59.87
	SE- 100CX- 75	A 100D- 75SE	75	33	79.72
	SE- 100CX-100	A 100D-100SE	100	44	99.70
	SE- 100CX-150	A 100D-150SE	150	64	139.41
	SE- 100CX-200	A 100D-200SE	200	81	179.08
	SE- 100CX-300	A 100D-300SE	300	126	258.72
 5 Connectors at each end	SE- 100CC- 25	A 100D- 25DE	25	12	57.83
	SE- 100CC- 50	A 100D- 50DE	50	22	77.85
	SE- 100CC- 75	A 100D- 75DE	75	33	97.70
	SE- 100CC-100	A 100D-100DE	100	44	117.68
	SE- 100CC-150	A 100D-150DE	150	64	157.36
	SE- 100CC-200	A 100D-200DE	200	81	197.07
	SE- 100CC-300	A 100D-300DE	300	126	276.47
 5 Plugs at one end 5 Connectors at other end	SE- 100PC- 25	B 100D- 25DE	25	12	57.83
	SE- 100PC- 50	B 100D- 50DE	50	22	77.85
	SE- 100PC- 75	B 100D- 75DE	75	33	97.70
	SE- 100PC-100	B 100D-100DE	100	44	117.68
	SE- 100PC-150	B 100D-150DE	150	64	157.36
	SE- 100PC-200	B 100D-200DE	200	81	197.07
	SE- 100PC-300	B 100D-300DE	300	126	276.47
25 PAIR CABLE WITH PLUG ON TERMINAL STRIP USED WITH 6-BUTTON KEY ADAPTOR UNITS (6050)					
 Plug assembled on a terminal strip at one end	SE- 25TX- 25	A 25A- 25SE	25	5	17.98
	SE- 25TX- 30	A 25A- 30SE	30	6	18.93
	SE- 25TX- 50	A 25A- 50SE	50	8	22.76
	SE- 25TX- 75	A 25A- 75SE	75	11	27.67
	SE- 25TX-100	A 25A-100SE	100	14	32.45
	SE- 25TX-200	A 25A-200SE	200	27	51.73
 Plug assembled on a terminal strip at each end	SE- 25TT- 25	A 25A- 25DE	25	5	29.93
	SE- 25TT- 30	A 25A- 30DE	30	6	30.90
	SE- 25TT- 50	A 25A- 50DE	50	8	34.72
	SE- 25TT- 75	A 25A- 75DE	75	11	39.63
	SE- 25TT-100	A 25A-100DE	100	14	44.42
	SE- 25TT-200	A 25A-200DE	200	27	63.68
50 PAIR CABLE WITH PLUG ON TERMINAL STRIP USED WITH 12-BUTTON KEY ADAPTOR UNITS (6051)					
 2 Plugs each assembled on a terminal strip at one end	SE- 50TX- 25	A 50A- 25SE	25	7	36.74
	SE- 50TX- 30	A 50A- 30SE	30	9	38.74
	SE- 50TX- 50	A 50A- 50SE	50	13	46.72
	SE- 50TX- 75	A 50A- 75SE	75	19	56.85
	SE- 50TX-100	A 50A-100SE	100	23	66.80
	SE- 50TX-200	A 50A-200SE	200	45	106.88
 2 Plugs each assembled on a terminal strip at each end	SE- 50TT- 25	A 50A- 25DE	25	7	61.17
	SE- 50TT- 30	A 50A- 30DE	30	9	63.18
	SE- 50TT- 50	A 50A- 50DE	50	13	71.16
	SE- 50TT- 75	A 50A- 75DE	75	19	81.30
	SE- 50TT-100	A 50A-100DE	100	23	91.28
	SE- 50TT-200	A 50A-200DE	200	45	131.30

PRICES ARE F.O.B. SHIPPING POINT AND SUBJECT TO CHANGE WITHOUT NOTICE

CABLES AVAILABLE IN ANY LENGTH AND CONFIGURATION
CABLES AVAILABLE IN EITHER GRAY OR SAND BEIGE COLOR



SUTTLE APPARATUS CORPORATION

P. O. Box 28 Lawrenceville, Illinois 62439

TCI Library- <http://www.telephonecollectors.info/>

Serving the Communications
Industry since 1910

Phone: 618-943-2315