

BELL SYSTEM PRACTICES
Station Installation and Maintenance

SECTION C64.236
Issue 1, 11-30-49
AT&T Co Provisional

PREPAYMENT COIN COLLECTORS

191-TYPE

CONNECTIONS

1. GENERAL

- 1.01 This section covers the connections for 191-type coin collectors.
- 1.02 In some cases due to limiting loop conditions, it is necessary to provide local battery talking at stations previously working on a common battery basis. This change should only be made when called for on the order. In such instances the 191-type coin collector and associated subscriber set will have to be modified and the connections made as shown on Figs. 3 and 4 instead of as shown on Figs. 1 and 2.
- 1.03 The line wires need not terminate in the coin collectors as shown in the connection diagrams herein. They may terminate at the associated terminals in the subscriber sets.
- 1.04 The S36 relay in the 634CG, 634CH and 634YE subscriber sets used for long loop service, may require readjustment. Such readjustments should be made in accordance with Section C64.227.

2. COMMON BATTERY STATIONS—CONNECTIONS

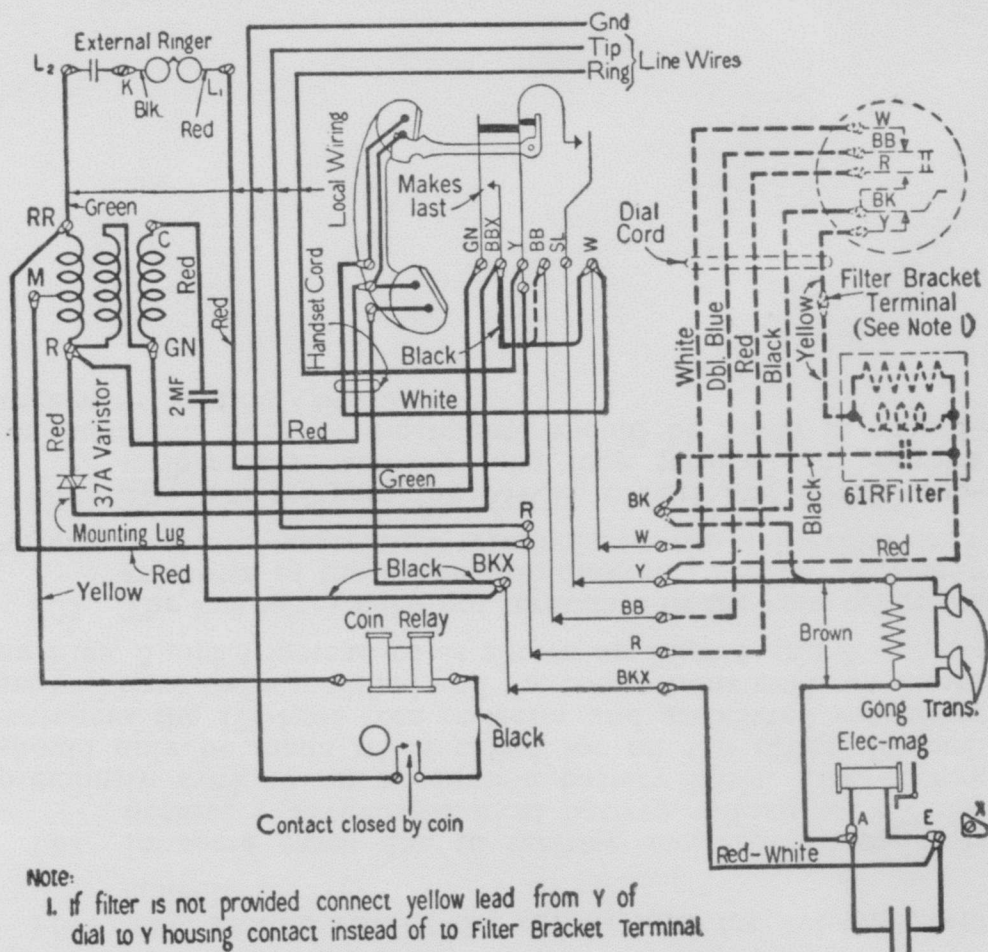


Fig. 1—191-Type Coin Collector Shown with External Ringer

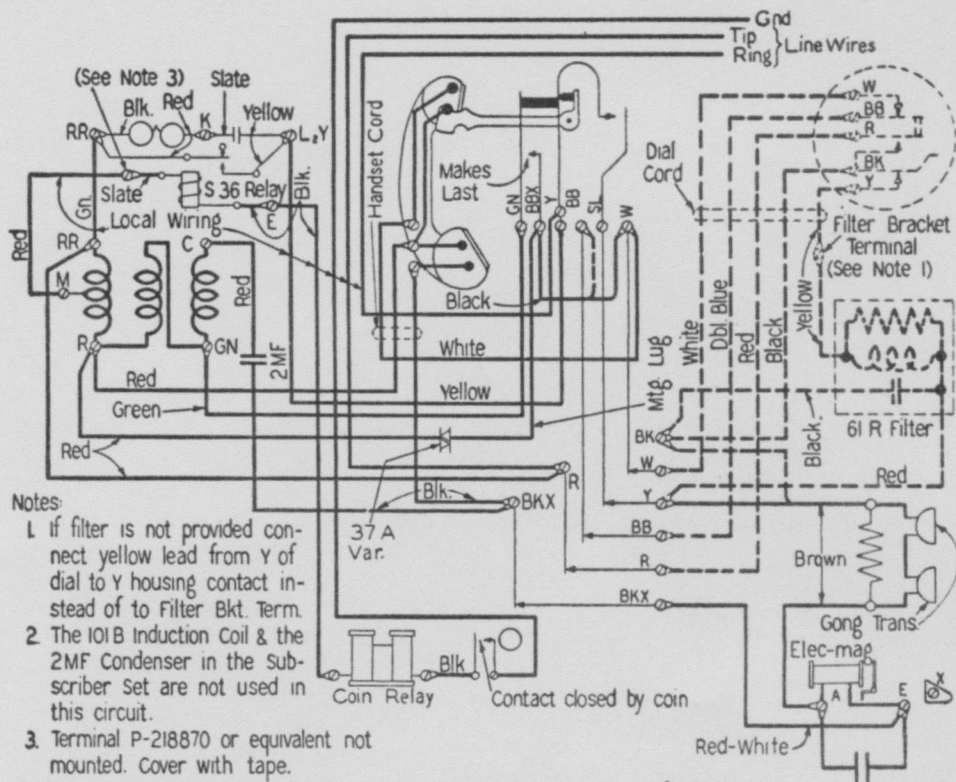


Fig. 2—191-Type Coin Collector Shown with 634CG or CH Subscriber Set

3. LOCAL BATTERY TALKING, COMMON BATTERY SIGNALLING STATIONS—GENERAL

3.01 At local battery talking, common battery signalling stations, the induction coil in the 191-type coin collector is not used in the circuit and the coin collector will require wiring changes. The subscriber set associated with the coin collector will also require a minor wiring change. Extra local conductors, if not present, will have to be added in the telephone booth between the coin collector and the subscriber set (5 or 6 required per Fig. 3, and 6 or 7 required per Fig. 4).

3.02 Fig. 3 shows the 634YD sets with 104A induction coil. The 634YD subscriber set may come equipped with either the 104A induction coil or the 113D induction coil. These coils are not interchangeable in the field. The corresponding terminals of the two coils are as follows:

104A	—	L ₁	RBK	C	A	SL	BL
113D	—	S	S ₁	S ₂	S ₃	P	P

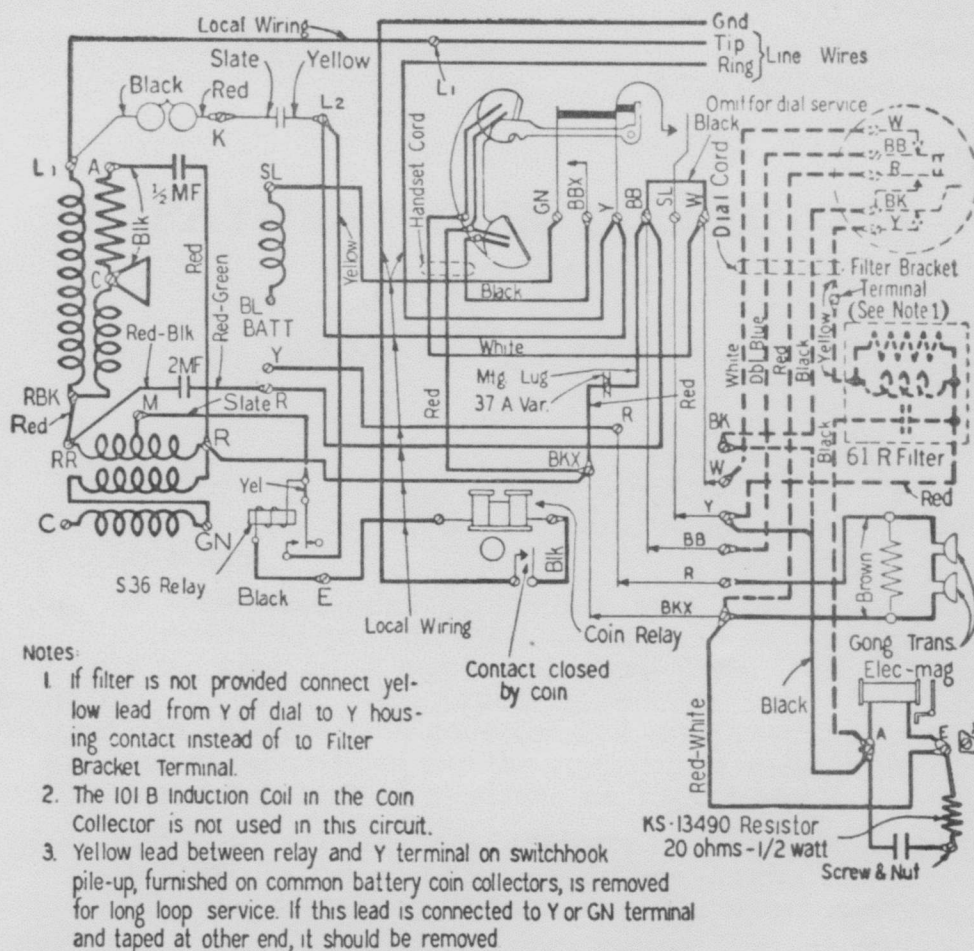


Fig. 4—191-Type Coin Collector Shown with 634YE Subscriber Set