

## TELEPHONE SETS

### 701 AND 711 TYPES

#### IDENTIFICATION AND ASSEMBLY OF PARTS

##### 1.00 INTRODUCTION

This section covers the 701B, 701D, and 711B telephone sets (see Fig. 1 through 9). These telephone sets are referred to as Princess sets.

##### 2.00 GENERAL

**2.01** These common battery desk-type telephone sets are equipped with a lamp to illuminate the dial when the handset is removed. In addition, this lamp acts as a night light under the control of a switch. The 701B telephone set may be rewired for use with 1A1 key telephone systems with A lead control. This requires wiring changes within the set.

**2.02** The 701B telephone set (Fig. 1) is furnished wired for individual and 2-party flat-rate service. Changes may be made for other services as follows:

- Tip-party, message rate, flat rate with automatic ticketing, zone registration, and automatic message accounting (a cord conductor is moved to a different terminal as shown in the section on connections. When no ringer is used, a coil for tip-party identification is installed in the base of the telephone set. The 1610A inductor is expected to be available about October, 1960.





Fig. 1 — 701B Telephone Set



**Fig. 2 – 701D Message-Waiting Telephone Set**

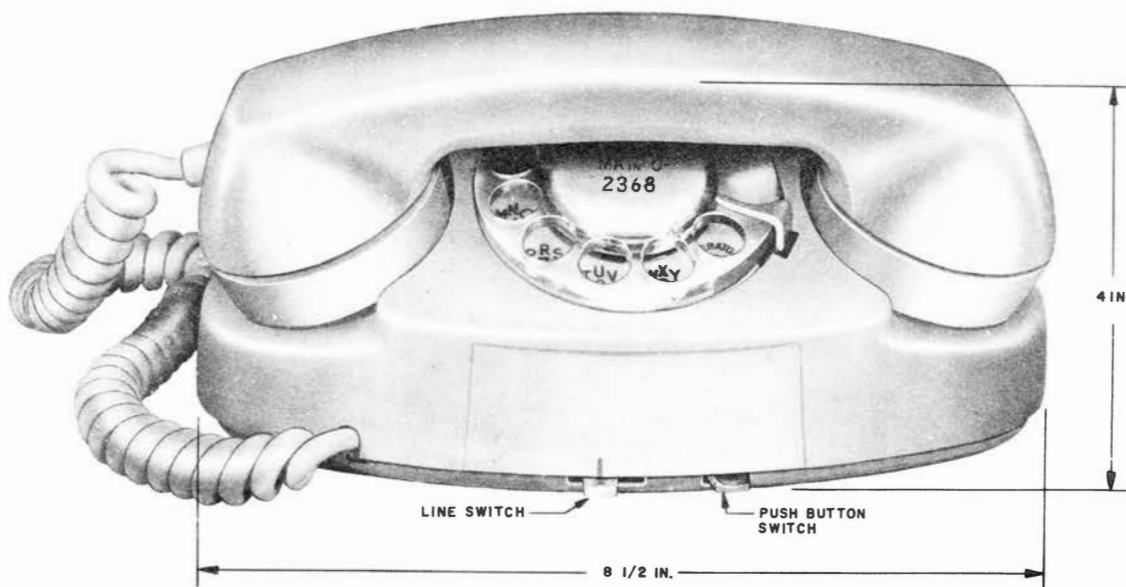
- 4-party selective and 8-party semi-selective service require a cold cathode tube. (See Table A.)

**2.03** The 701D telephone set (Fig. 2) is the same in design and circuitry as the 701B with the added feature of a message-waiting lamp. This set is intended for use in hotels and motels which are provided with the associated message-waiting equipment.

**2.04** The 711B telephone set (Fig. 3) is furnished wired for 2-line pickup, exclusion, and signaling service. Wiring changes are made to provide additional services as shown below:

- Use with 1A home interphone.
- Use with 2A farm interphone.
- Use with speakerphone systems.

See C section pertaining to the respective system for specific changes required.



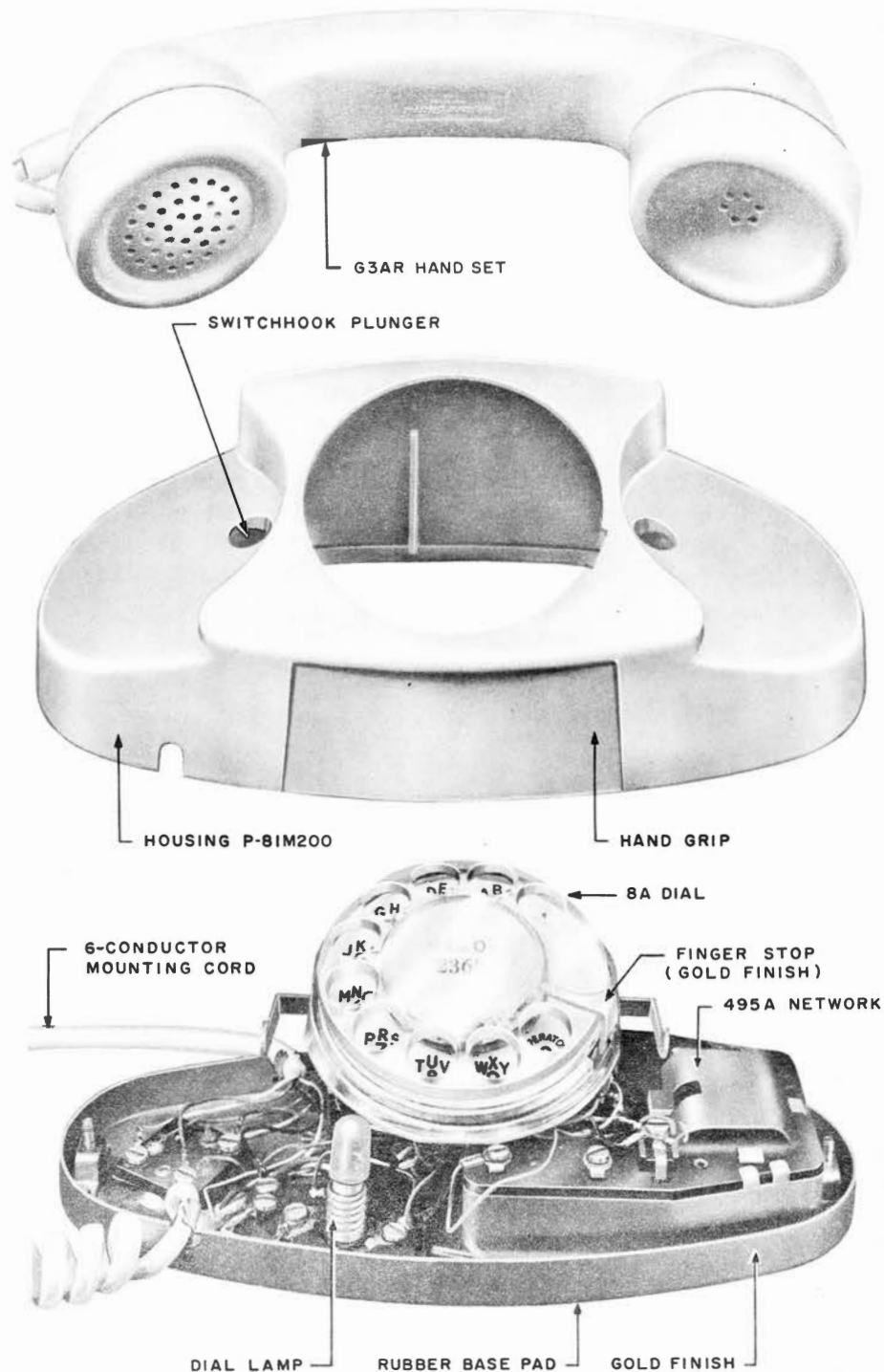
**Fig. 3 – 711B Telephone Set**

**2.05** The 700-type telephone sets are available in the following colors:

White (-58)	Aqua blue (-62)
Rose pink (-59)	Turquoise (-64)
Light beige (-60)	

### 3.00 DESCRIPTION

**3.01** Components of the 700-type telephone sets are shown in Table A and Fig. 4 through 9. Descriptions of these items may be found in the appropriate C sections.



**Fig. 4 - 701B Telephone Set with Housing Removed**

TABLE A

## COMPONENTS AND ASSOCIATED APPARATUS FOR 700-TYPE TELEPHONE SETS

Type Set	Dial	Hand Set	Mounting Cord	Network	Dial Light		Message Waiting Lamp	Identification Coil	Tube for Polarized Ringing
					Lamp	Socket			
701B	8A	G3AR	D6AB	495A	GE #46	P-11E410	KS-16893, L1	1610A Inductor	425A or 426A
701D			D6AB						
711B			D14H						

**3.02** The transmission circuit for the 700-type telephone set is the same as for the 500-type telephone set. However, since the ringer is always external with a 700-type telephone set, there is no ringing capacitor in the network.

**3.03** The 8-type dial used in the 700-type set has a translucent number plate which is indirectly lighted by the dial lamp (see Fig. 4 and 7). This lamp operates when the handset is removed or the night-light switch is operated. Current for the dial lamp is furnished by a 2012A or KS-16184 transformer.

**3.04** The fingerwheel of the 8A dial requires the use of the modified station number card as covered in the C Section entitled Station Number Cards and Holders.

**3.05** A slide switch located in the base of the set, at the rear, controls the night-light circuit (see Fig. 8 and 9). This circuit provides a steady, reduced illumination of the dial.

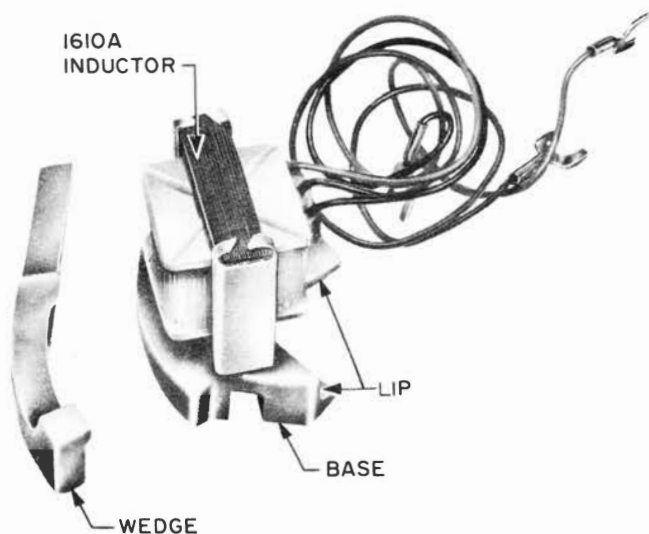


Fig. 5 — 1610A Inductor Showing Components

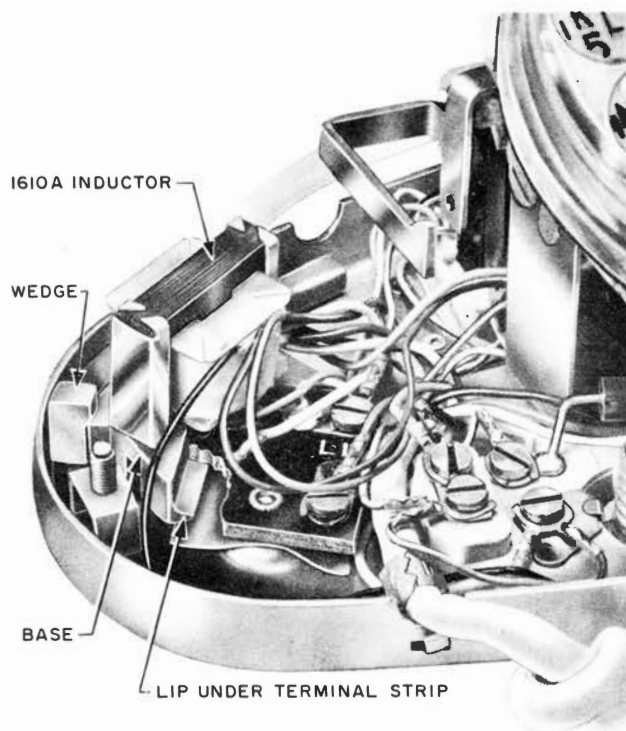


Fig. 6 — 1610A Inductor Installed in 701B Telephone Set

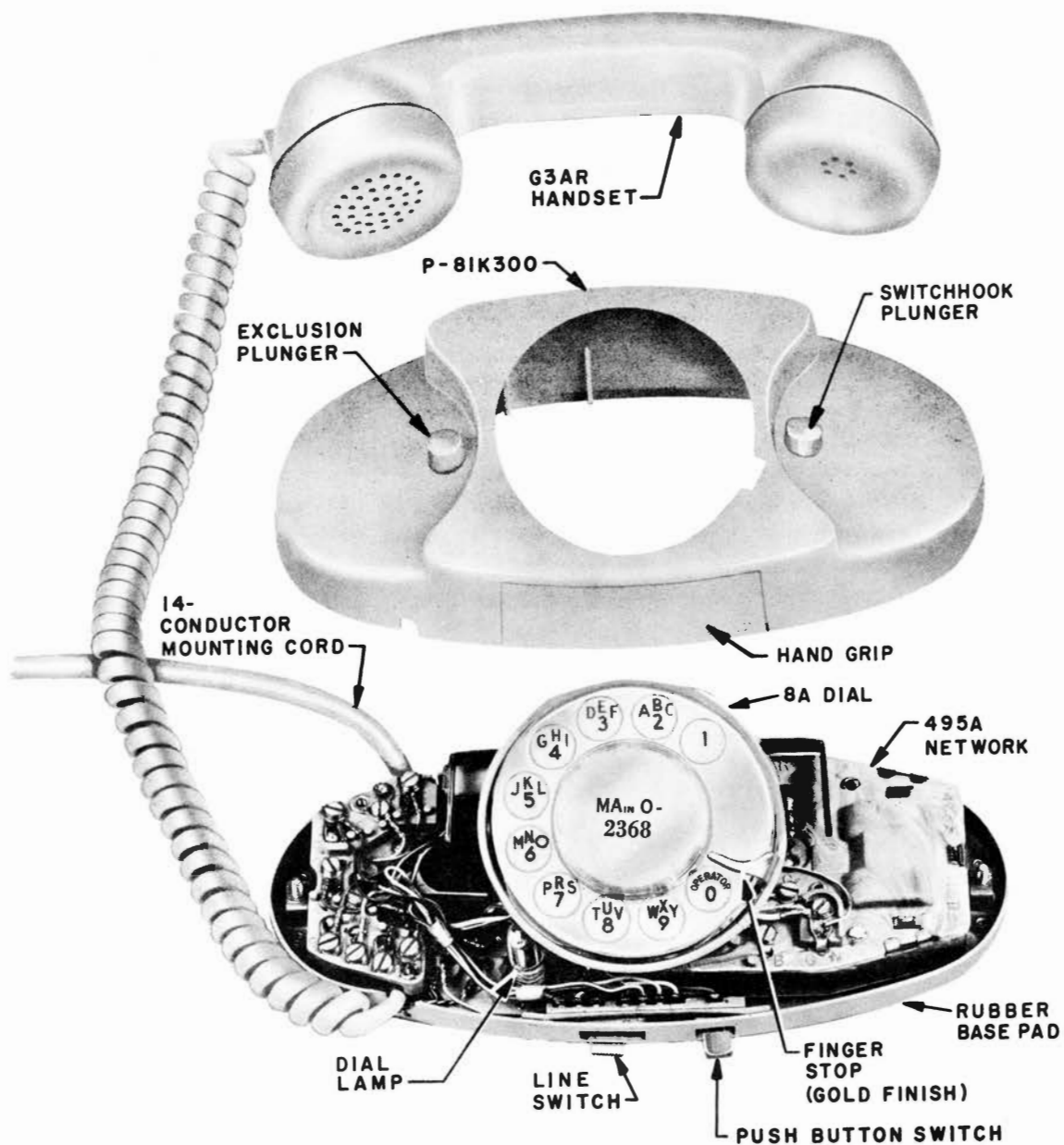


Fig. 7 — 711B Telephone Set with Housing Removed

**3.06** The lamp socket assembly, with the lamp, is easily removed through the base of the set. It is not necessary to open the set for lamp replacement. (See Fig. 8 and 9.)

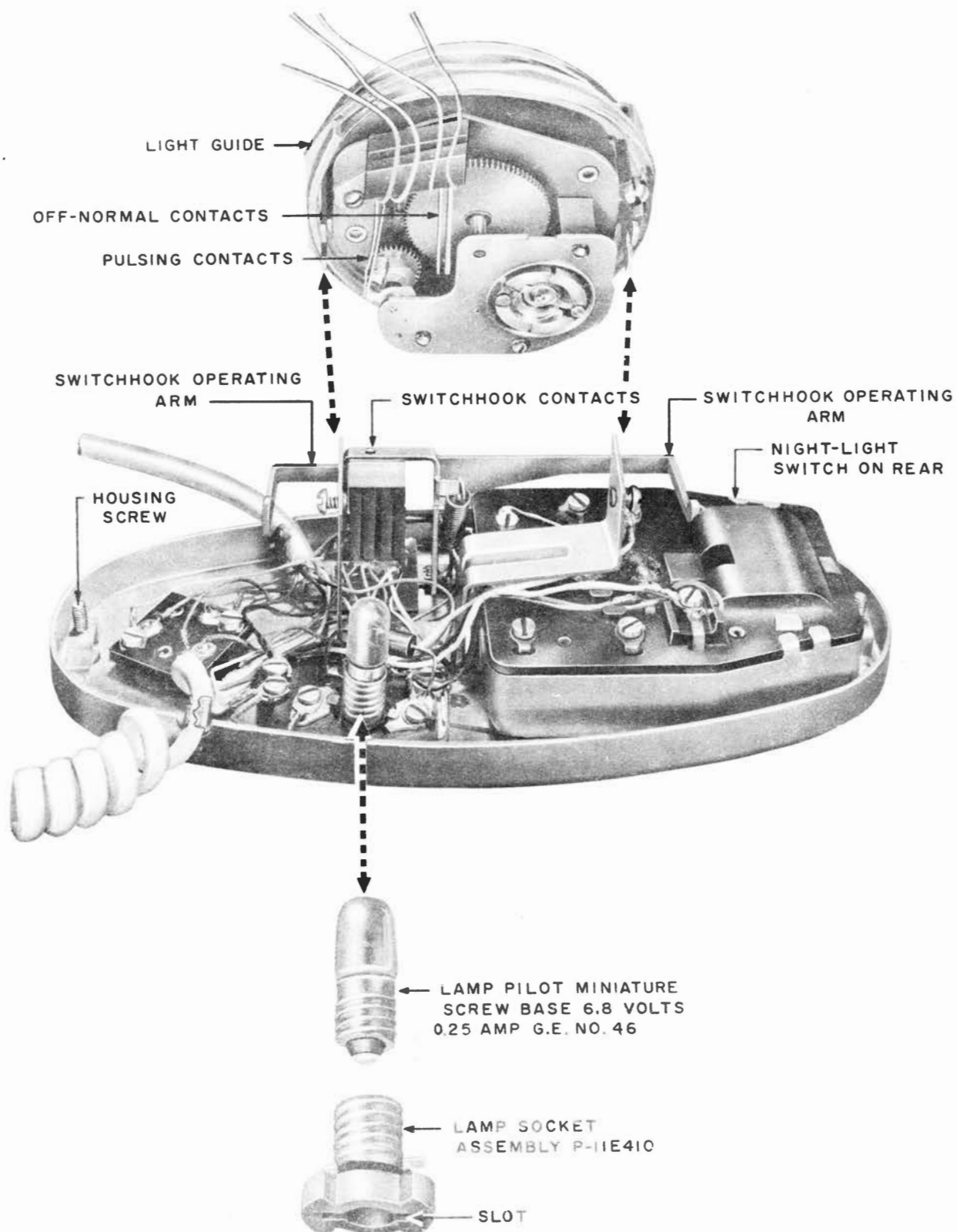


Fig. 8 — 701B Telephone Set with Dial and Lamp Socket Removed

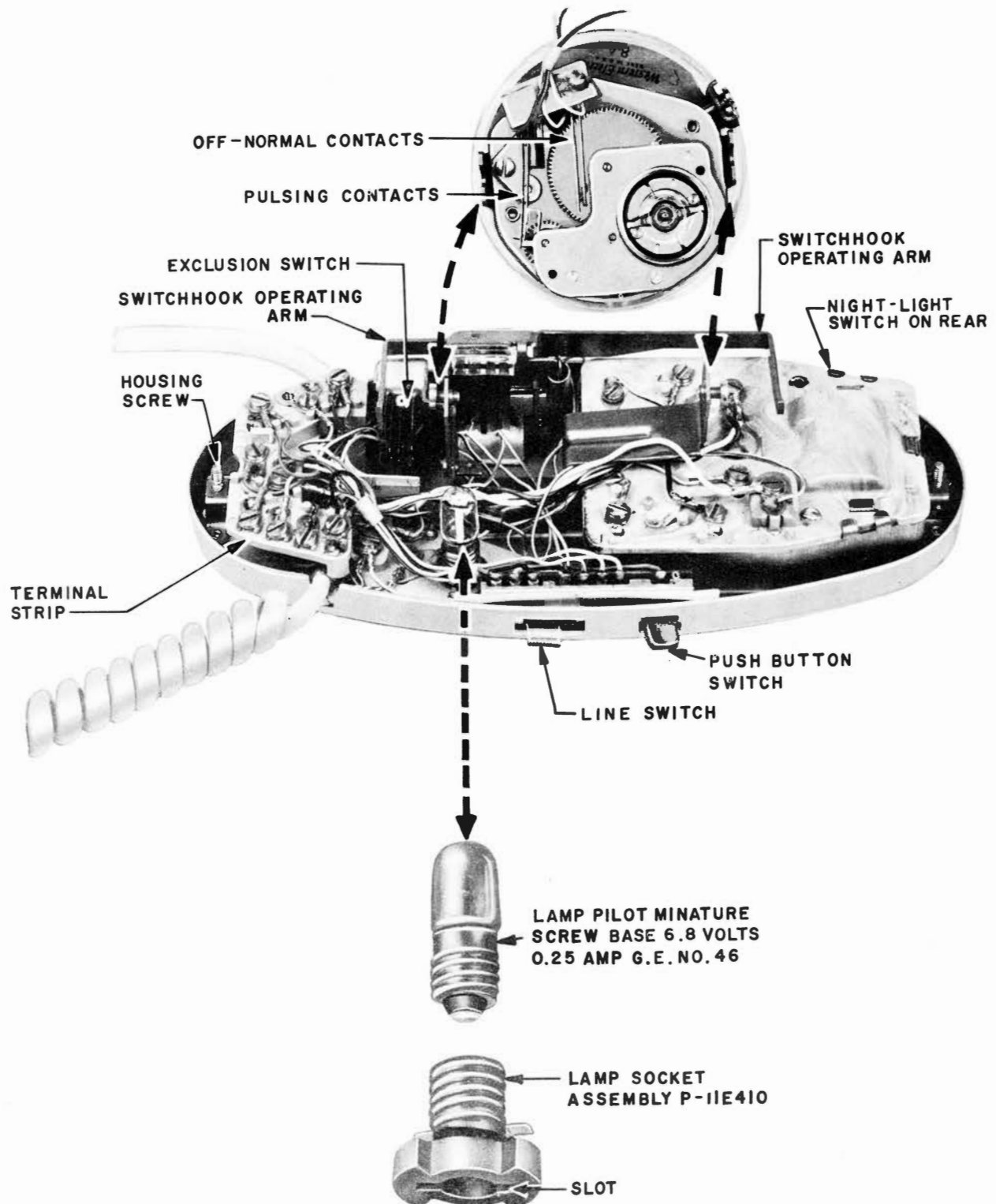


Fig. 9 - 711B Telephone Set with Dial and Socket Removed