

CS881C109 AND CS2881CG109 TELEPHONE SETS

IDENTIFICATION, CONNECTIONS, AND MAINTENANCE

1. GENERAL

1.01 This section contains information on the CS881C109 and CS2881CG109 (Fig. 1) DESIGN LINE* decorator telephones (The Mickey Mouse Phone†).



Fig. 1 — CS2881CG109 DESIGN LINE Decorator Telephone

*Trademark of the American Telephone and Telegraph Company.

†©Walt Disney Productions. Housing produced by American Telecommunication Corporation.

1.02 Whenever this section is reissued, the reasons for reissue will be listed in this paragraph.

1.03 Telephone sets having the prefix "CS" (CS881C109 and CS2881CG109) added to the set code do not include telephone company-owned components. They are for sale to the customer in their entirety (the housing as well as the transmission and signaling components).

2. IDENTIFICATION

2.01 The CS881C109 (rotary dial) and CS2881CG109 (TOUCH-TONE* telephone dial) telephone sets are DESIGN LINE decorator telephones that are available to the customer.

2.02 Refer to Table A for set code and component parts.

3. CONNECTIONS

3.01 These telephone sets are intended to be used as single line sets for bridged service only and are not for use on multiparty service.

3.02 Refer to Fig. 2, 3, and 4 for connection information.

4. MAINTENANCE

4.01 No adjustments or wiring changes are to be performed on these sets on the customer's premises.

4.02 When it is desired to return a set to Western Electric for repair, it should be packed using an appropriate protective packing material.

NOTICE

Not for use or disclosure outside the
Bell System except under written agreement

TABLE A

SET CODES AND COMPONENT PARTS

TEL SET CODE	DIAL	NET	TRMTR UNIT	RCVR UNIT (NOTE 1)	HANDSET CORD JACK	MTG CORD JACK	HANDSET CORD	MTG CORD	HANDSET	RINGER (NOTE 2)
CS881C109	8HA-120	4228A	T1	U5	616P	623P4	H4DU-58	D4BU-29	G15CS-93	P3A
CS2881CG109	35AH3D or 72D3A*	4228B								

Note 1: The U3 may be used in place of the U5 receiver unit.

Note 2: Some sets may be equipped with a P1A ringer.

*The 72D3A dial will replace the 35AH3D dial.

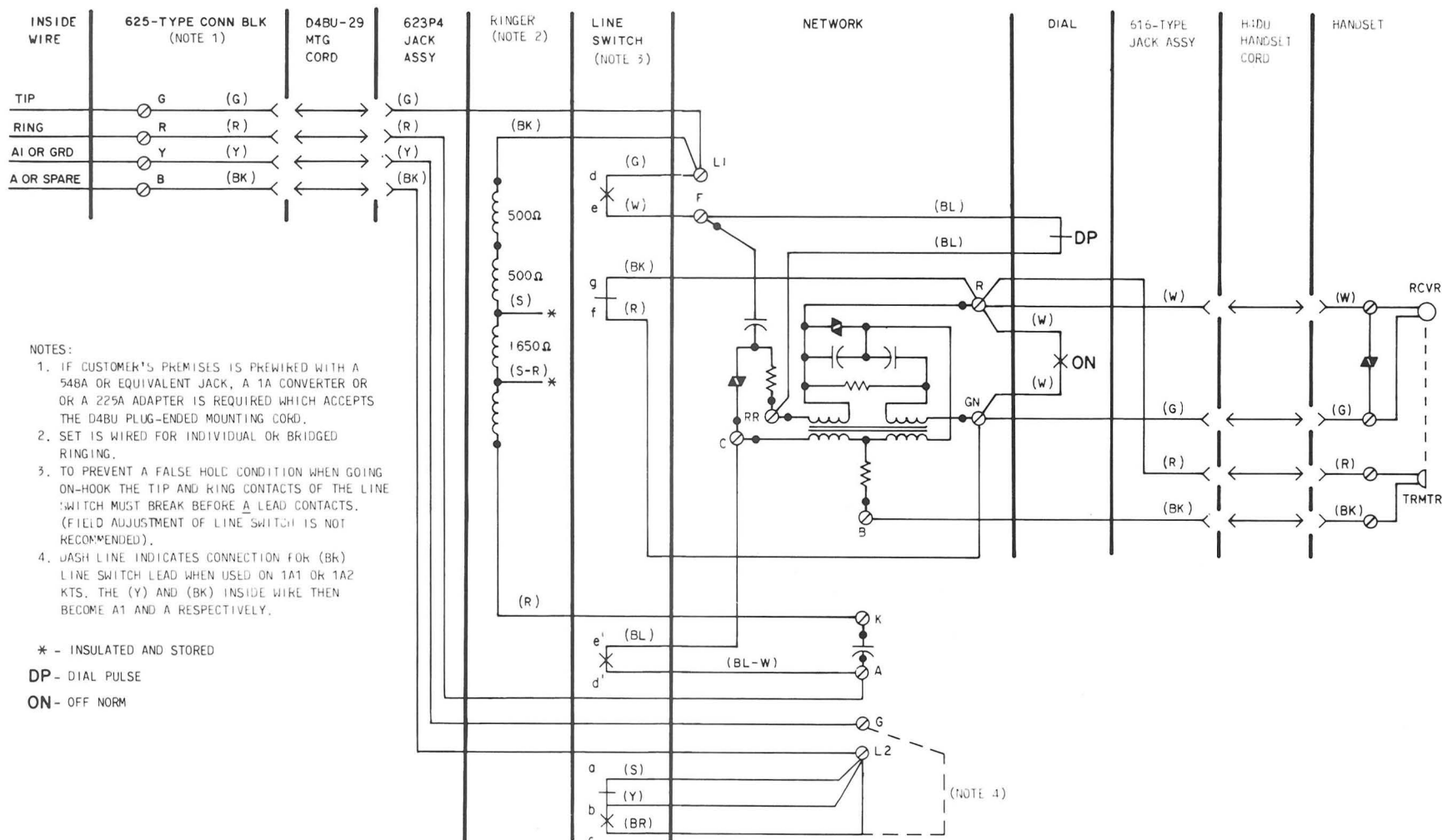


Fig. 2—CS881C109 Telephone Set, Connections

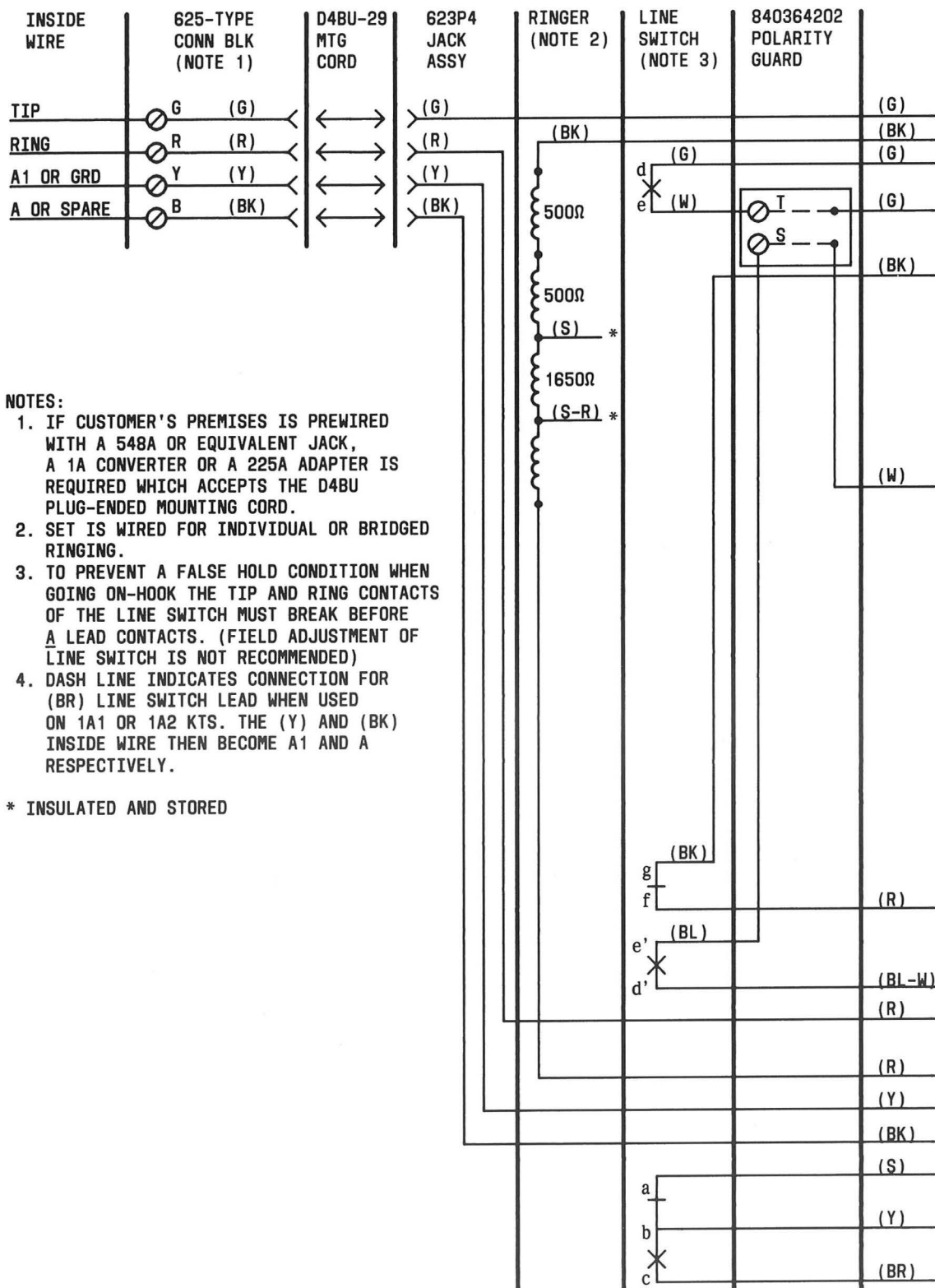


Fig. 3—CS2881CG109 Telephone Set, Connections (Equipped With 35AH3D Dial)
(Sheet 1 of 2)

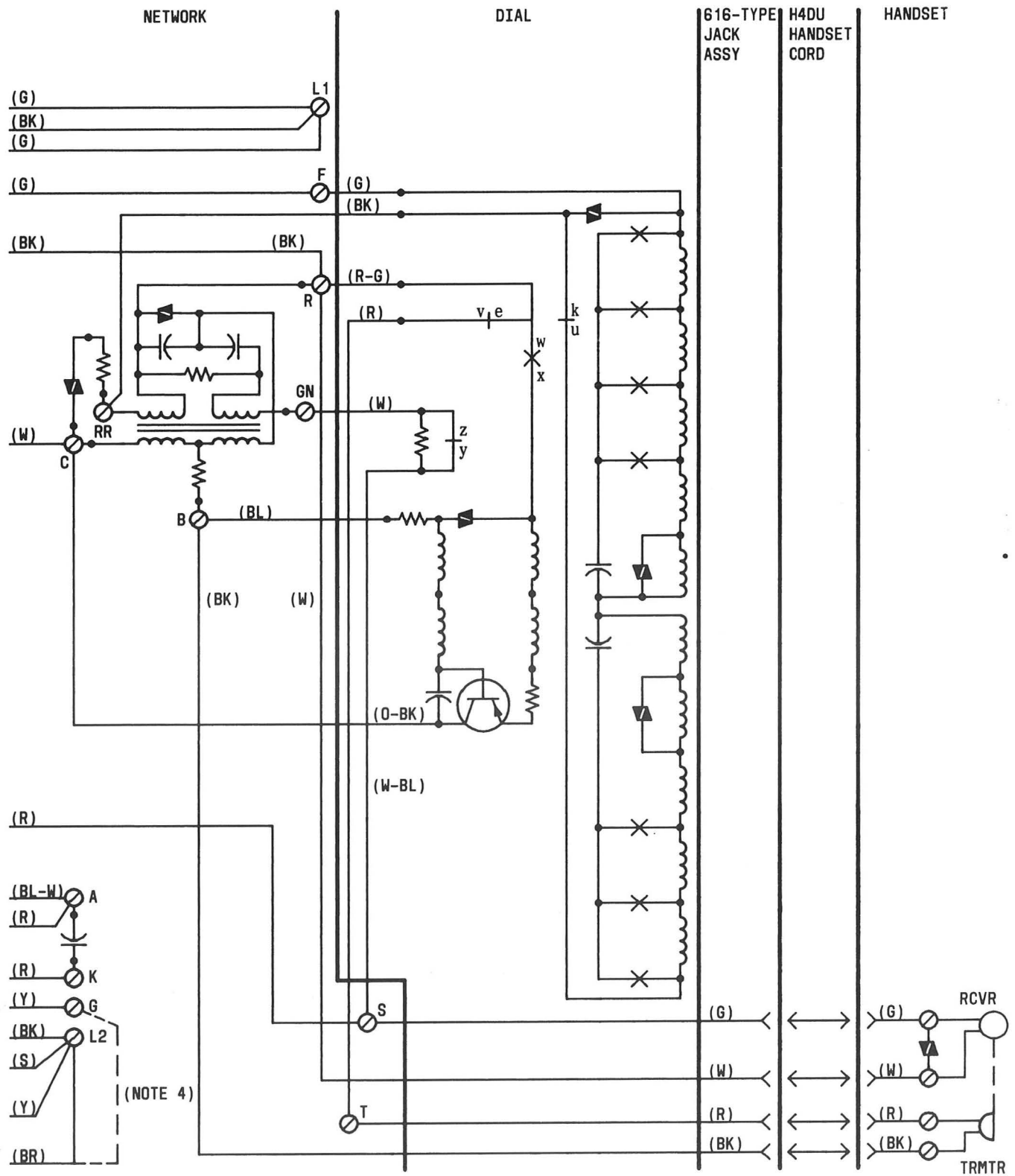


Fig. 3—CS2881CG109 Telephone Set, Connections (Equipped With 35AH3D Dial)
(Sheet 2 of 2)

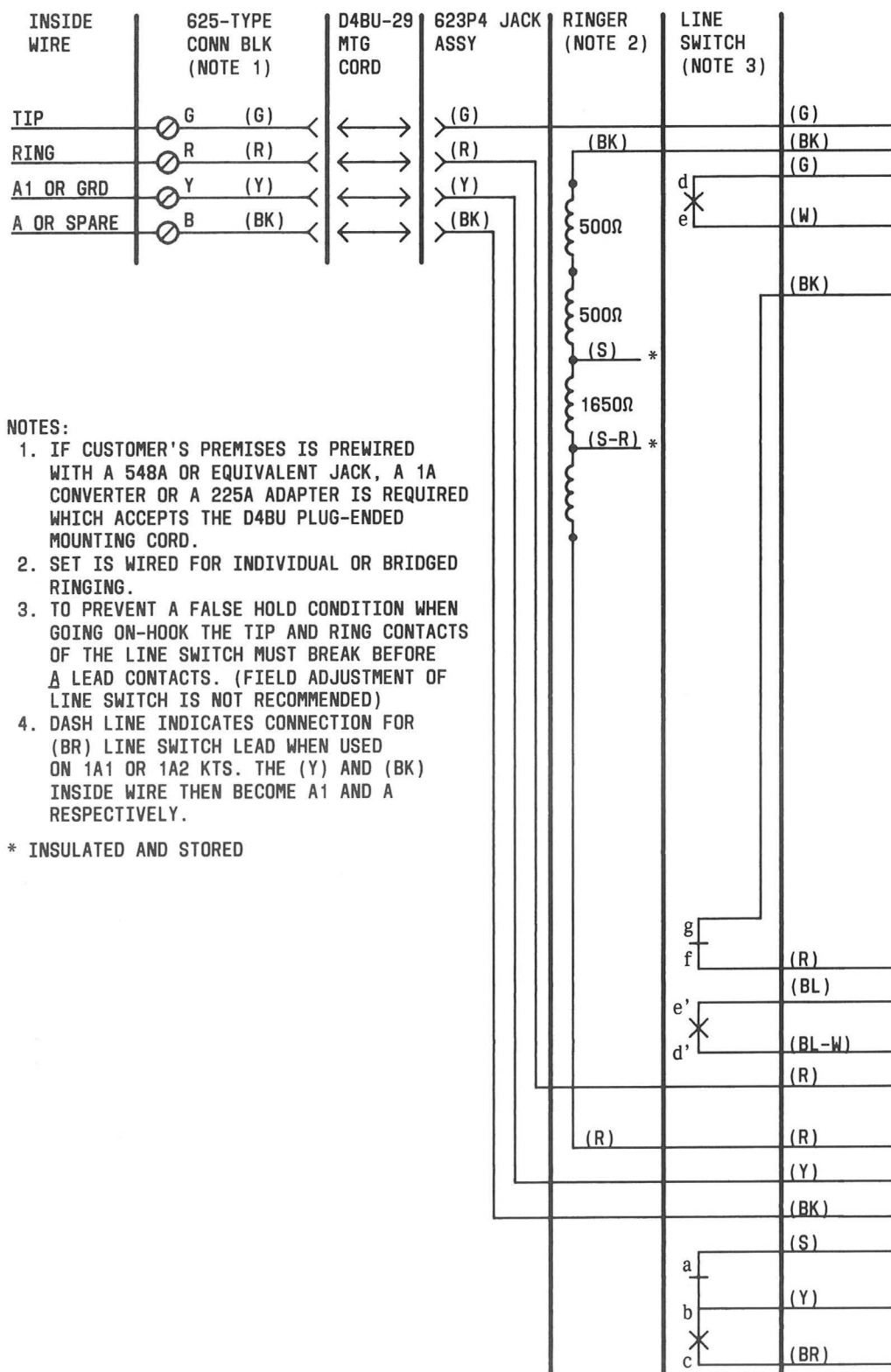


Fig. 4—CS2881CG109 Telephone Set, Connections (Equipped With 72D3A Dial)
(Sheet 1 of 2)

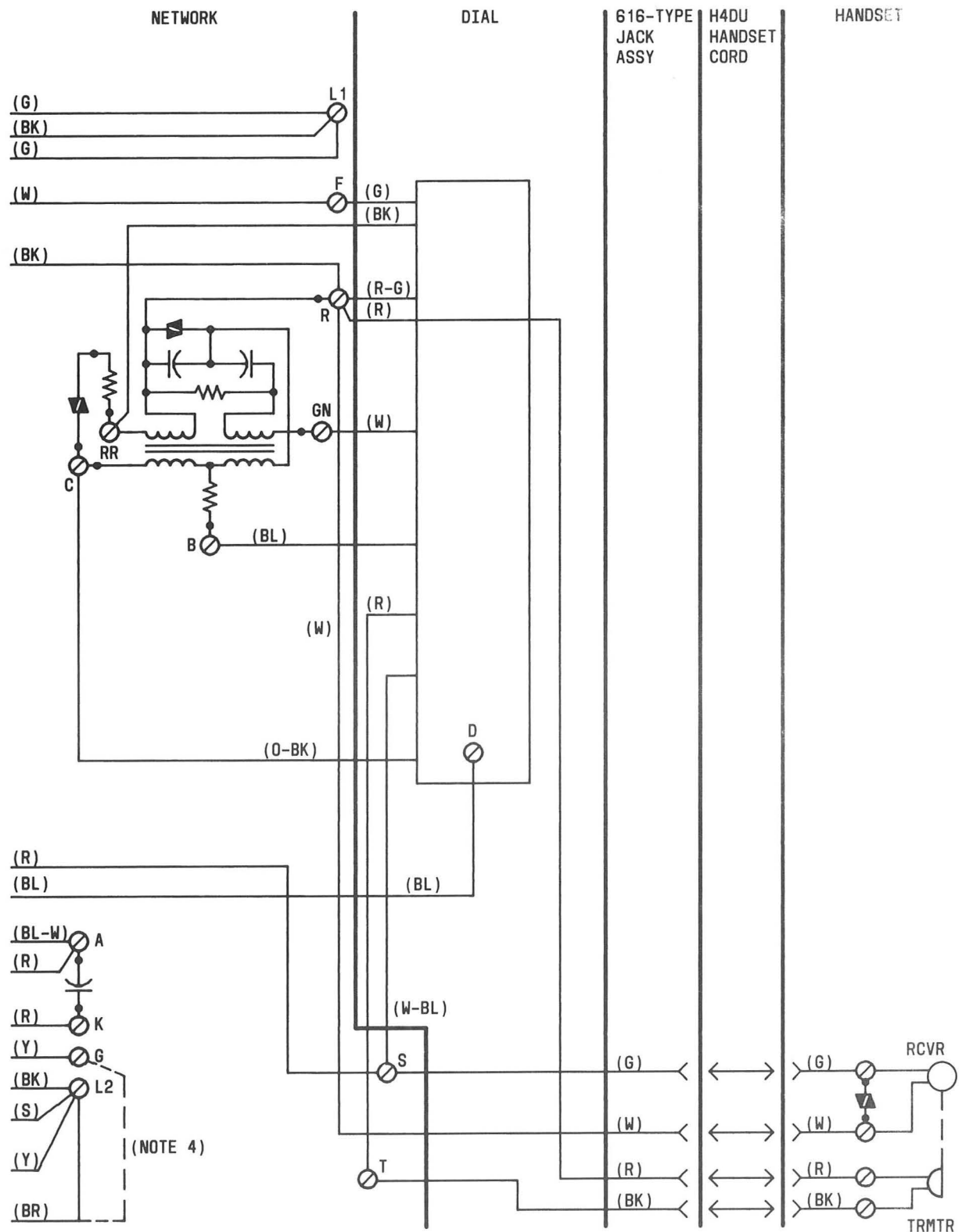


Fig. 4—CS2881CG109 Telephone Set, Connections (Equipped With 72D3A Dial)
(Sheet 2 of 2)

