

BELL SYSTEM PRACTICES
Station Installation and Maintenance

SECTION C44.102
Issue 1, 6-1-31
Standard

ANTI-SIDETONE HAND TELEPHONE SETS

201, 202, 203, 205 AND 206 TYPES

CONNECTIONS

1. GENERAL

1.01 This section covers the connections for the 201, 202, 203, 205 and 206 types of hand telephone sets when such sets are used at regular manual or dial common battery stations. These sets are for use with anti-sidetone subscriber sets and, in general, differ from the 101, 102, 103 and 105 type sets in that they have an added conductor in the hand set mounting cord required for anti-sidetone connections. Hand telephone sets of the 201, 202 and 205 types may be used with sidetone subscriber sets by taping the black conductor cord tip at the subscriber set end and leaving it disconnected.

1.02 The combination of an A or B type hand set mounting with an E1B hand set has not been given a hand telephone set assembly code for anti-sidetone connections but the connections for such combinations are also shown herein.

1.03 Figures showing the cord connections for these types of hand telephone sets are arranged herein by the class or classes of service for which the sets are used.

1.04 No. 1 Residence System and No. 2 P.B.X. stations do not have hand telephone sets for anti-sidetone connections.

2. MANUAL STATION CONNECTIONS

2.01 All Manual Stations Except:

**Local Battery Talking, Common Battery Signaling,
No. 1 Residence System,
No. 2 Private Branch Exchange.**

201A TYPE HAND TELEPHONE SET

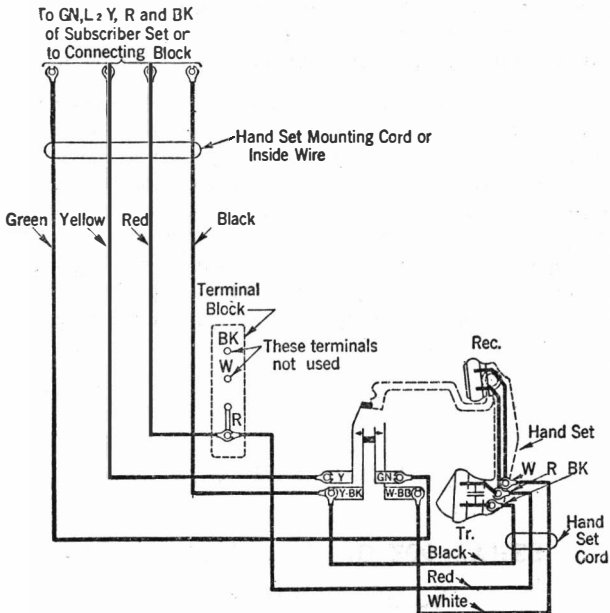
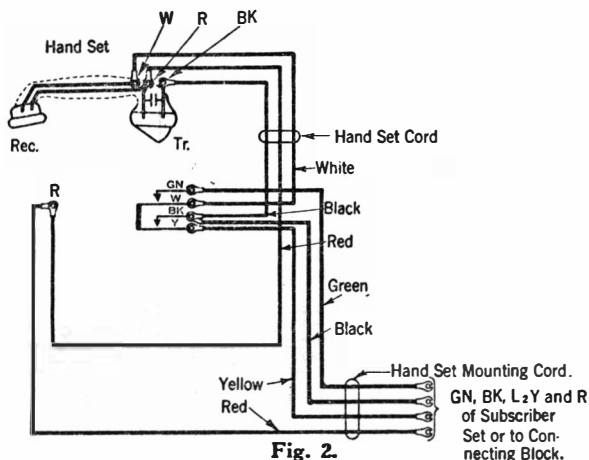


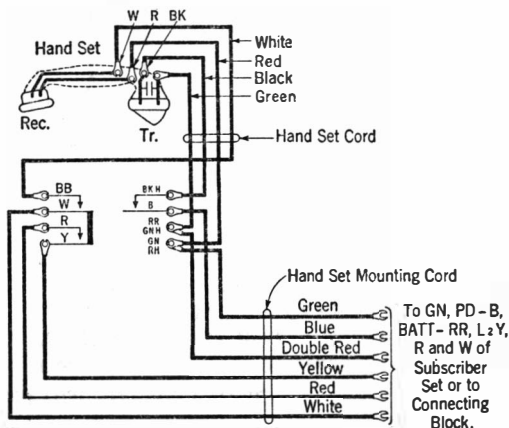
Fig. 1.

**202A TYPE HAND TELEPHONE SETS
AND A1 OR B1 HAND SET MOUNTING WITH E1B TYPE HAND SET**



**2.02 Local Battery Talking, Common Battery Signaling—
Manual Stations.**

206 A TYPE HAND TELEPHONE SET



3. DIAL STATION CONNECTIONS

3.01 All Dial Stations Except:

**Two-Party Selective Message Rate—Party on Tip,
No. 750-A Private Branch Exchange Key Stations,
Local Battery Talking, Common Battery Signaling.
No. 1 Residence System,
No. 2 Private Branch Exchange.**

201B, 201C AND 201D TYPE HAND TELEPHONE SETS

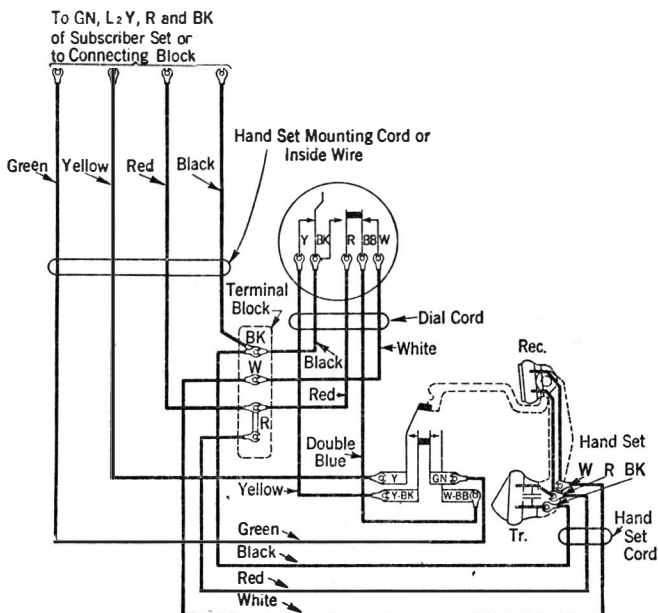


Fig. 4.

202B, 202C, 202D TYPES OF HAND TELEPHONE SETS
AND A1 OR B1 HAND SET MOUNTING WITH E1B TYPE HAND SET

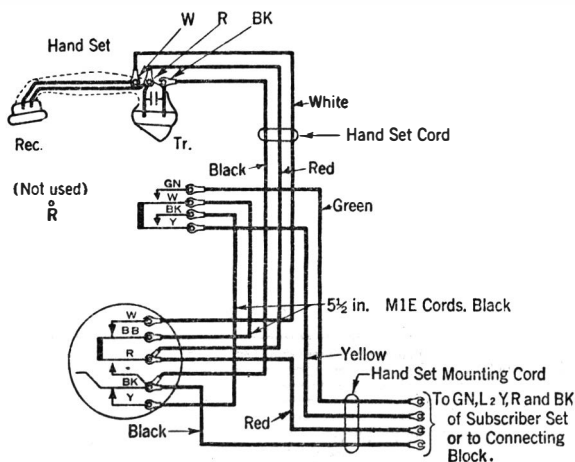


Fig. 5.

3.02 Two-Party Selective Message Rate—Party on Tip— Dial Stations.

203 A, 203 B, 203 C TYPES OF HAND TELEPHONE SETS
AND B 6 HAND SET MOUNTING WITH E 1 B TYPE HAND SET.

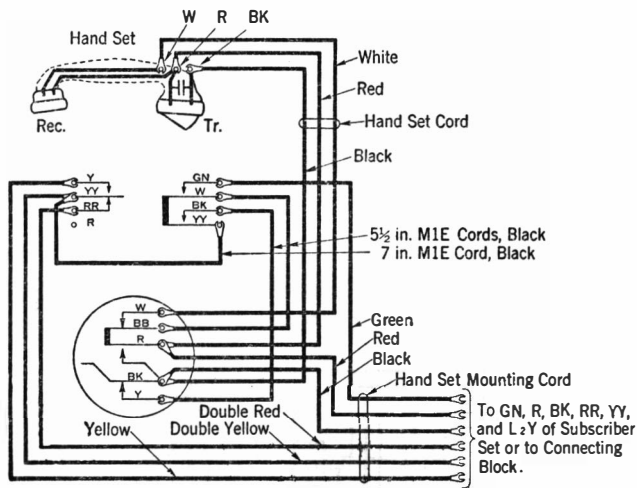


Fig. 6.

3.03 No. 750-A Private Branch Exchange Key Stations.

205 TYPE HAND TELEPHONE SET

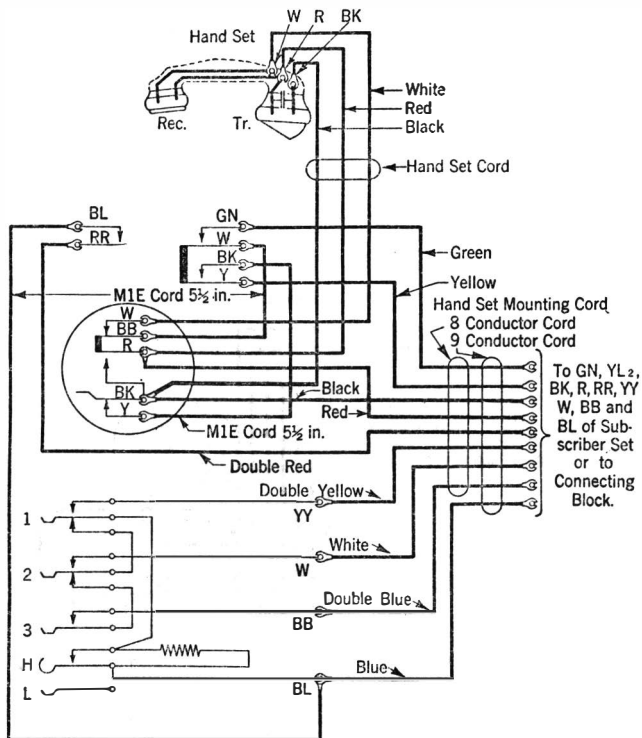


Fig. 7.

Note: When the 205 type of hand telephone set is installed, make the plungers of unused trunks inoperative by means of the plunger stop, a device on the under side of the plunger frame.

3.04 Local Battery Talking, Common Battery Signaling—
Dial Stations.

206 B, 206 C, AND 206 D TYPES OF-HAND TELEPHONE SETS

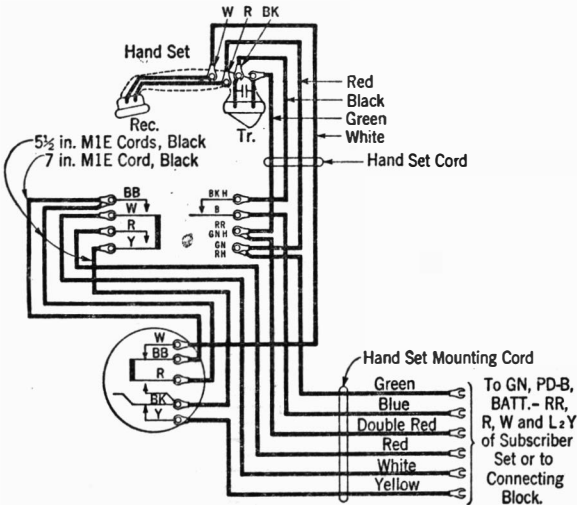


Fig. 8.