

**BELL SYSTEM PRACTICES**  
**Station Installation and Maintenance**

**SECTION C32.160**  
**Issue 1, 11-1-31**  
**Standard**

# **SIDETONE HAND TELEPHONE SETS**

## **101, 102, 103, 104 and 105 TYPES**

### **CORDING**

#### **1. GENERAL**

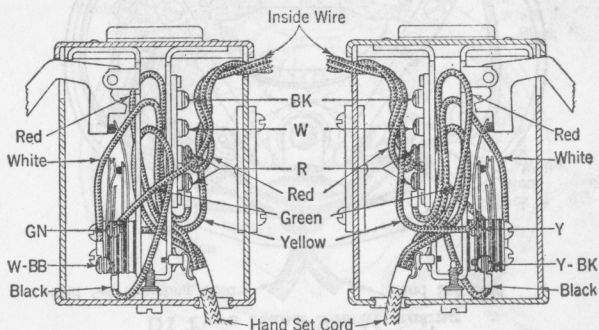
1.01 This section covers the cording for the 101, 102, 103, 104 and 105 types of hand telephone sets and also the combination of a corded A or B type hand set mounting with an E1B type hand set where this combination may be used interchangeably with the above mentioned hand telephone sets.

1.02 **Reason for Issue:** This section is issued to replace the cording information on hand telephone sets previously covered in Section C32.175. Minor changes have been made in the cord arrangements for a number of mountings and a new method for connecting the 103 type hand telephone sets is shown.

#### **2. MANUAL HAND TELEPHONE SETS**

##### **101A Type Hand Telephone Sets**

##### **C1 Type Hand Set Mounting**



**Fig. 1**

# 102A Type Hand Telephone Sets

## D1 Type Hand Set Mounting

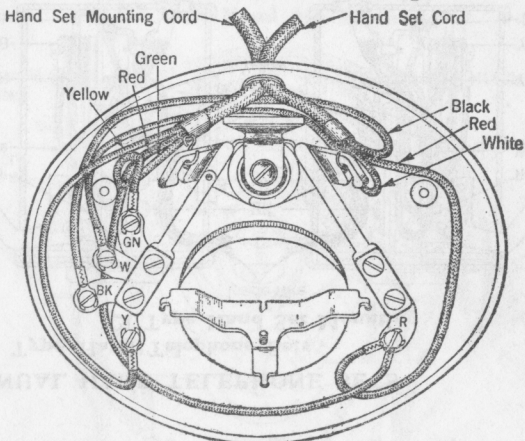


Fig. 2

## B1 Type Hand Set Mounting

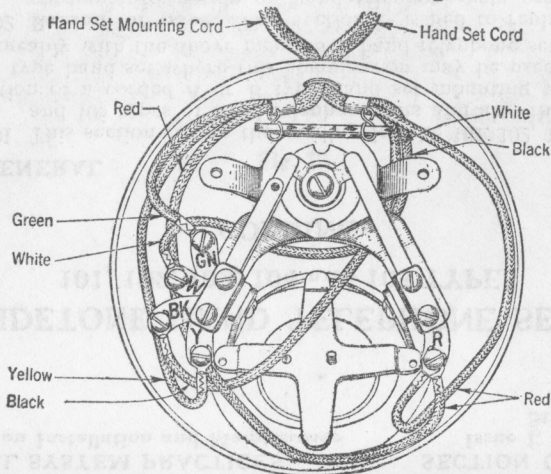
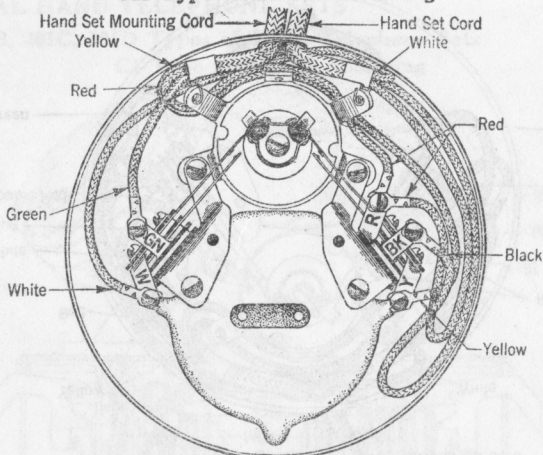


Fig. 3

### A1 Type Hand Set Mounting

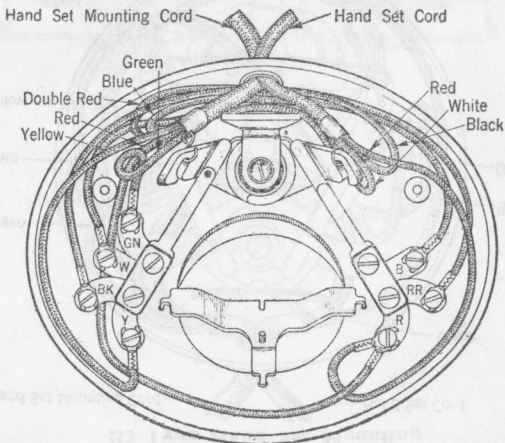


Cord tips with flat side up to prevent shorting on base

**Fig. 4**

### 104A Type Hand Telephone Sets

#### D3 Type Hand Set Mounting



**Fig. 5**

### B3 Type Hand Set Mounting

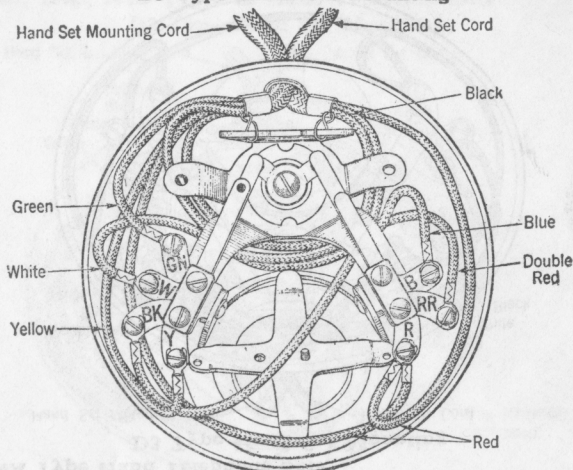
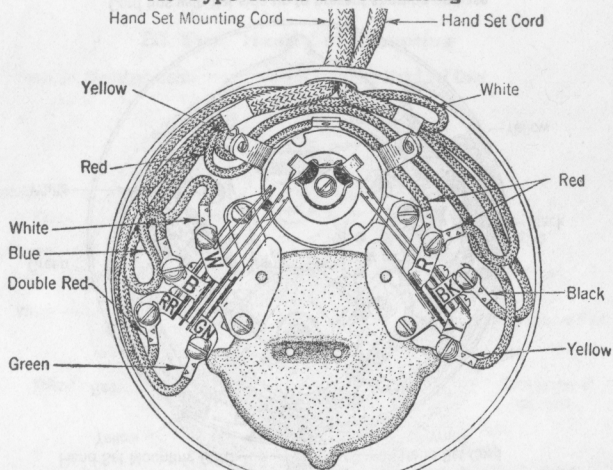


Fig. 6

### A3 Type Hand Set Mounting



Cord tips with flat side up to prevent shorting on base

Fig. 7



### 3. DIAL HAND TELEPHONE SETS

101B, 101C, 101D Types of Hand Telephone Sets

C1 Type Hand Set Mounting

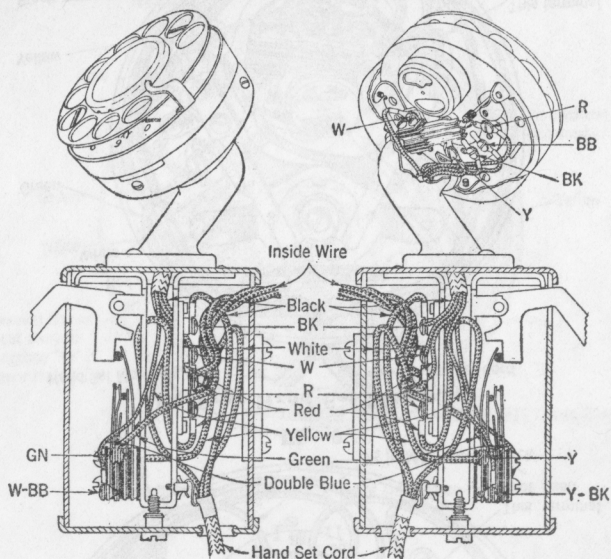


Fig. 8

# 102B, 102C, 102D Types of Hand Telephone Sets D1 Type Hand Set Mounting

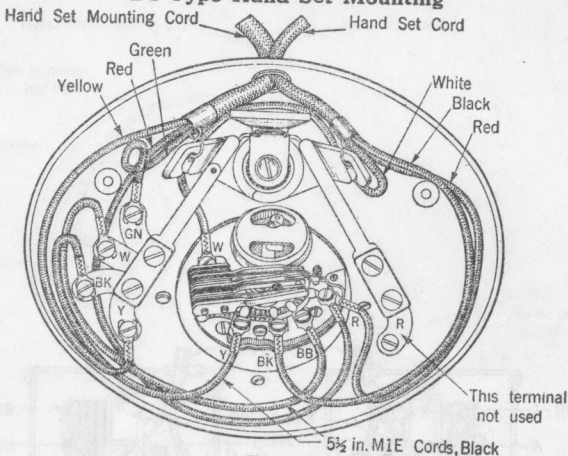


Fig. 9

## B1 Type Hand Set Mounting

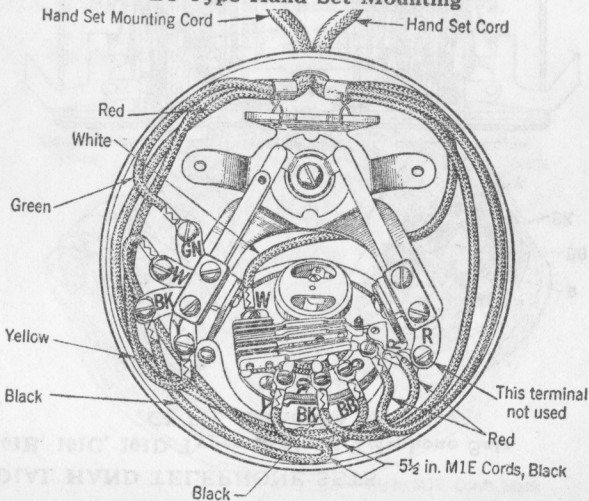
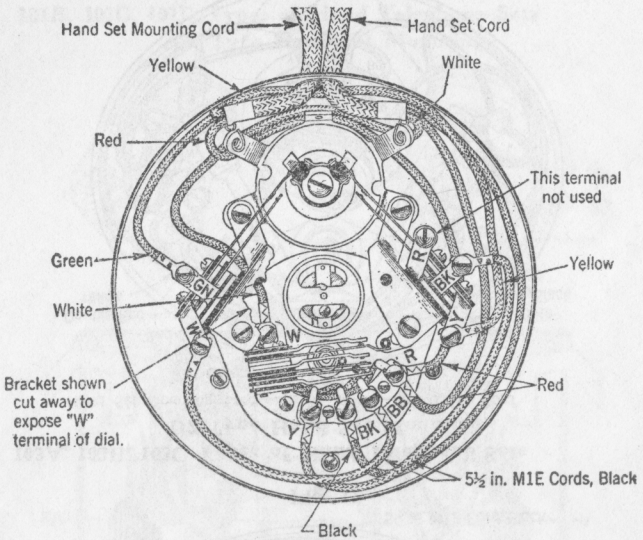


Fig. 10

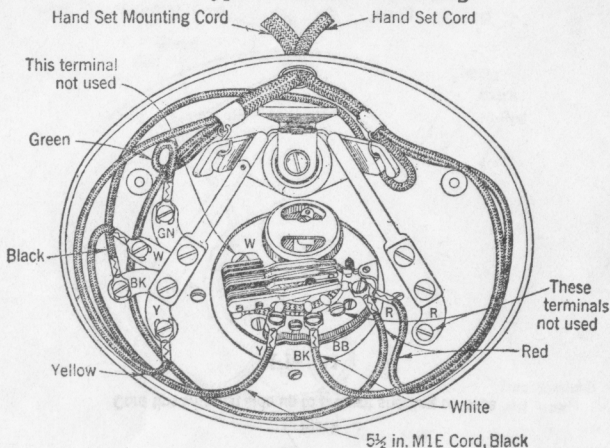
## A1 Type Hand Set Mounting



Cord tips with flat side up to prevent shorting on base

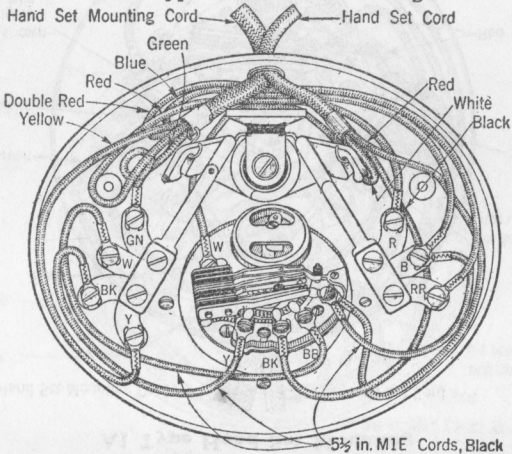
**Fig. 11**

# **102E, 102F, 102G Types of Hand Telephone Sets** **D1 Type Hand Set Mounting**



**Fig. 12**

# **103A, 103B, 103C Types of Hand Telephone Sets** **D2 Type Hand Set Mounting**



**Fig. 13**

## B2 Type Hand Set Mounting

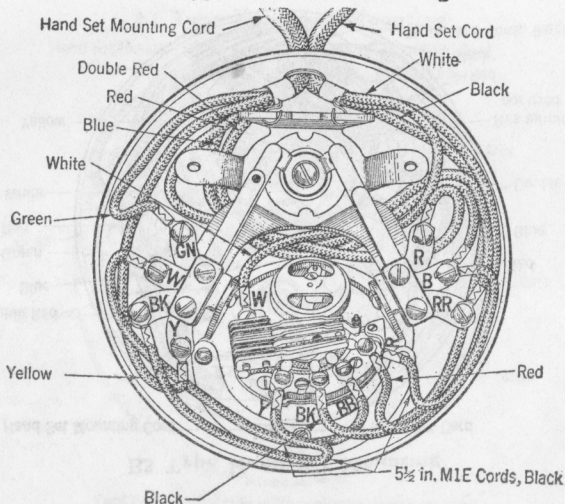


Fig. 14

## A2 Type Hand Set Mounting

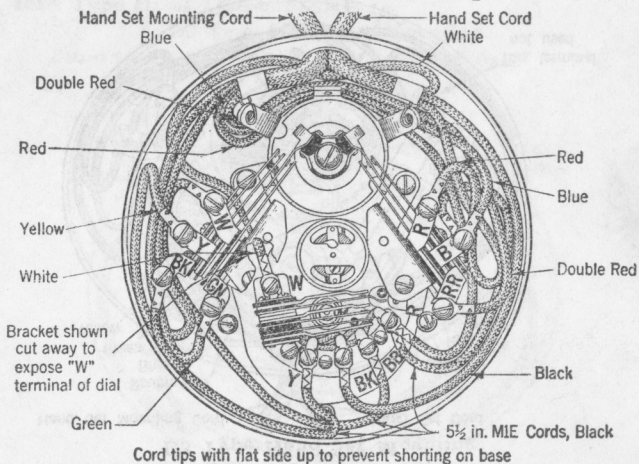


Fig. 15

**SIDETONE HAND TELEPHONE SETS,  
101, 102, 103, 104 AND 105 TYPES,  
CORDING**

# 104B, 104C, 104D Types of Hand Telephone Sets D3 Type Hand Set Mounting

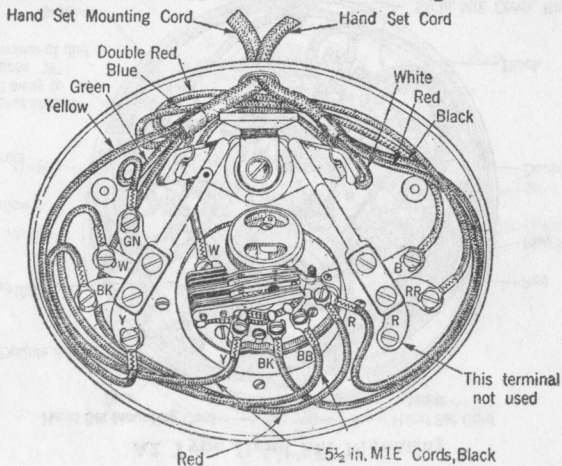


Fig. 16

## B3 Type Hand Set Mounting

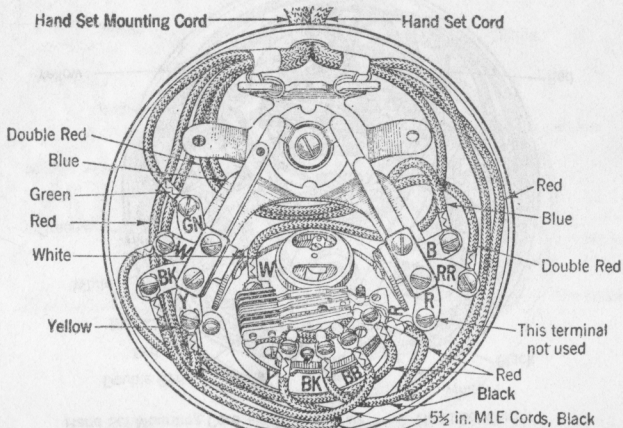
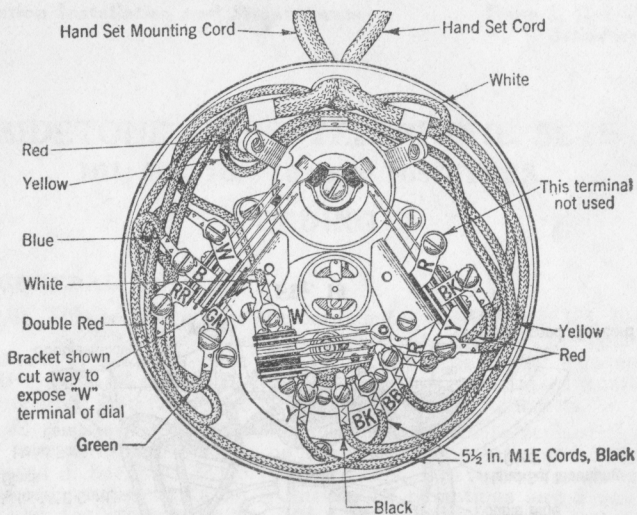


Fig. 17

## A3 Type Hand Set Mounting



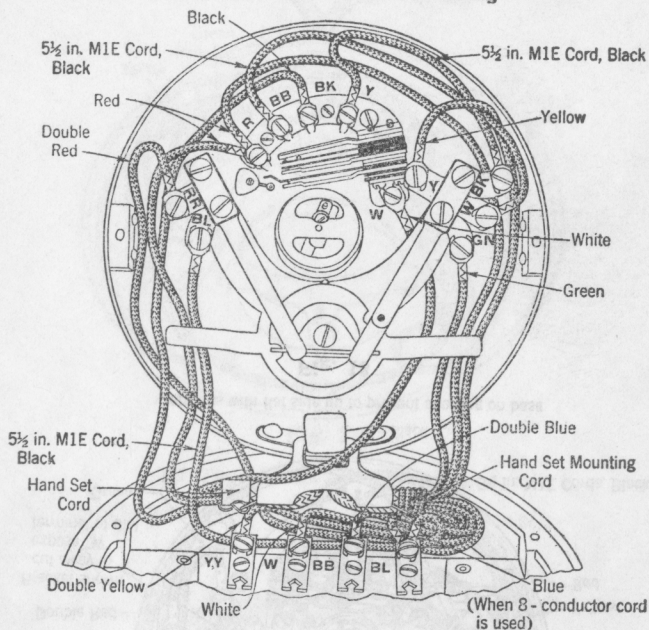
Cord tips with flat side up to prevent shorting on base

**Fig. 18**



### 105A, 105B, 105C, 105D, 105E, 105F Types of Hand Telephone Sets

### E4 Type Hand Set Mounting



**Fig. 19**