

**BELL SYSTEM PRACTICES**  
**Station Installation and Maintenance**

**SECTION C63.416**  
**Issue 1, 9-3-45**  
**AT&T Co Standard**

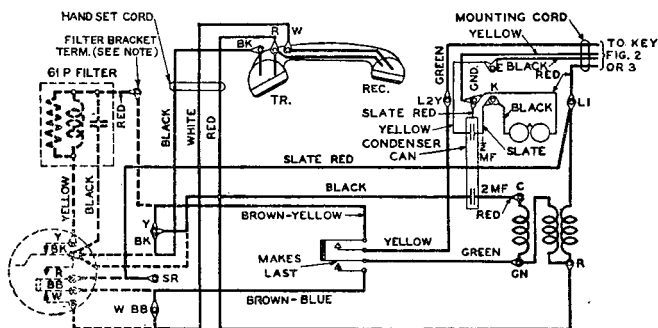
# **TELEPHONE SETS** **303 TYPE** **CONNECTIONS**

## **1. GENERAL**

1.01 This section covers the connections for the 303 type telephone sets, intended for use in wiring plans and the 1A key telephone system employing separately mounted switching keys and cut-off keys. These sets may be used at key stations where it is necessary to connect the ringing bridge and talking circuit to different lines.

## **2. CONNECTIONS**

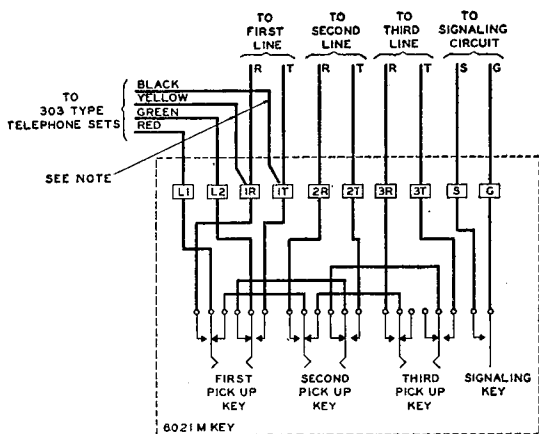
2.01 The following are connections of the 303 type telephone sets and typical connections of keys that may be used with them.



NOTE: IF FILTER IS NOT PROVIDED CONNECT BROWN-YELLOW LEAD FROM THE SWITCH-CONTACTS TO Y OF DIAL INSTEAD OF TO FILTER BRACKET TERMINAL.  
TERMINALS Y-BK, SR AND W-BB ARE ON THE MANUAL SET APPARATUS BLANK.

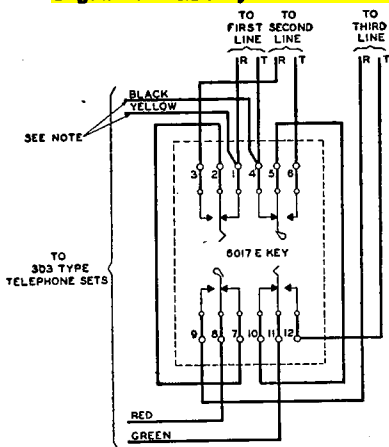
**Fig. 1—303A, B, C and D Telephone Sets—Connections**

TELEPHONE  
SETS  
303 TYPE  
CONNECTIONS



NOTE: THESE CONDUCTORS MAY BE CONNECTED TO OTHER LINES AS REQUIRED INSTEAD OF FIRST LINE AS SHOWN.

**Fig. 2—6021M Key—Connections**



NOTE: THESE CONDUCTORS MAY BE CONNECTED TO OTHER LINES AS REQUIRED INSTEAD OF FIRST LINE AS SHOWN.

**Fig. 3—6017E Key—Connections**