

RELAY CODES & COMPONENTS LIST **GBW 19380**
 A.C. & D.C. 6 V SUPPLY FOR MULT. ANSWERING & V.E.S.
 EQUIPMENT SLEEVE CONTROL SYSTEM
 (GEO-THERMAL AREAS)

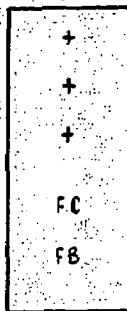
RELAY	B.C.C. CODE	DIAG. FIG.	NOTES	COMPT. DESIGN	B.P.O. CODE	NOTES
AL	5137	2A		R1	No. 12	Fig. 1A
				R2	"	"
AL	7050	2A, 2B		R3	"	"
				R4	"	"
AL	7047	2A, 2B, 2C		R2	No. 35B	Fig. 2D
				R3	No. 35B	"
CO	BPO CODE 360INL 2-30 BA	1A		MR1	1/12AZ SELENIUM	"
COA	10971	1A		R1	No. 12	Fig. 4
				R2	No. 35B	"
COR	BPO CODE 360INL 2-30 BA	1A		R4	No. 35B	Fig. 5C
				R3	No. 92	Fig. 5D
FA	6541	1A		R1	No. 9	Fig. 5B
FB	1262	4		KTA+KTB	No. 216	Fig. 1A
				KS	"	Fig. 5B *
FC	1262	5C		TI	No. 72A	Fig. 1A
MF	10975	1A		KRA		Fig. 2D ET Code N24529
				DI-B		Fig. 1A DA 000
MFA	71772	1A				
MFY	2408	1A				
SW	BPO CODE 3902NL 2-15 AX	5A				
RA	2017	2A				

* (Not yet coded - Fig. 5B not so far used)



NOTES - A SPECIAL FACTORS OF SAFETY. B SPECIAL ADJUSTMENTS. C CCT POINTS OR MODIFICATIONS.

LAYOUT

ALARM RELAYS
d.c. ONLY



ALARM RELAYS
a.c./d.c.



ISSUE 18-9-67
 AL (7047) WAS SHOWN FOR FIGS. 2A & 2C ONLY (86365)
 2 13-12-67

ORIGINATED BY ET
 DATE 18-9-67
 SIGNED FOR COMMITTEE [Signature]

5 Centimetres

15

20

25

30

MINI PRO (81557) 12.10.67