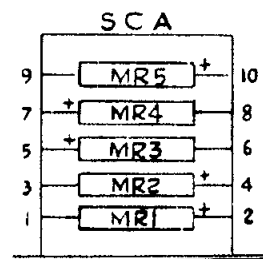
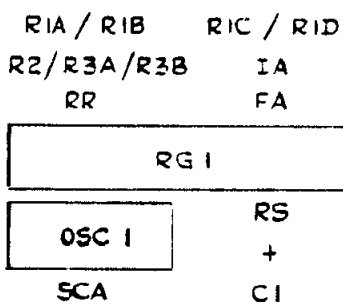


RELAY CODES & COMPONENTS LIST GBW 16760

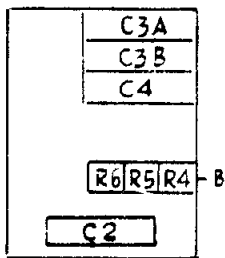
PABX RINGING & TONES CIRCUIT

RELAY	BCC CODE	DIAG FIG	NOTES	COMPT DESIGN	BPC CODE	NOTES
IA	40485			RIA	9	
FA	40569		CI	RIB	9	
RR	4024			RIC	9	
RS	4269			RID	9	
				R2	9	
				R3A	9	
				R3B	9	
				R4	9	
				R5	12	
				R6	12	
				CI	--	PLESSEY CE 17094/1
				C2	--	" " CE 4533/1
				C3A	103C	
				C3B	103C	
				C4	102C	
				RG1	--	ET N23221A2
				OSC1	--	ET N100295
				MRI-4	--	CV 8805 OR EQUIV
				MR5	--	CV 8308 OR EQUIV

NOTES A ... B ... C ...
 CI SPGS 14 & 21 SPARE LAYOUT



Capacitor Box



NOTES

- 1 THIS RELAY SET TO BE FITTED WITH A VENTILATED FRONT COVER
- 2 ADDITIONAL WASHERS (OR EQUIV) TO BE FITTED BETWEEN RESISTORS RIA & RIB ALSO BETWEEN RIC & RID, TO GIVE AS MUCH SPACE AS POSSIBLE TO ASSIST IN HEAT DISSIPATION

NZPO (94410) 10 5 65

ISS F 13 1 65	20.35 & 49 " LINE PABX'S " DEL FROM TITLE (39996)	2 5 11 71 MRI 4 WERE CV 8308. (39996)	3 5 11 71
---------------	---	---------------------------------------	-----------

ORIGINATED BY	ET
DATE	13 1-65
SIGNED FOR COMMITTEE	<i>[Signature]</i>

Centimetres

20

25

30