


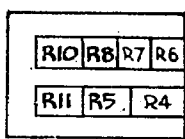
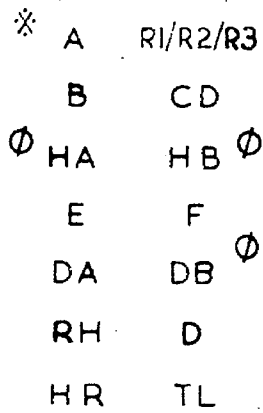
RELAY CODES & COMPONENTS LIST, GBW 15910
 200 LINE FINAL SELECTOR WITH TOLL ACCESS.
 11-20 P.B.X. WITH GRADING FACILITY FOR LARGER GROUPS



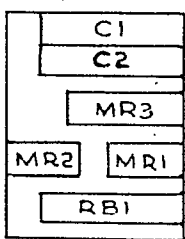
RELAY	BCC CODE	DIA FIG	NOTES	COMPY DESIGNATION	BPO CODE	NOTES
A	1426 A			R1	9	
B	61055			R2	9	
CD	1454			R3	9	
D	10820			R4	9	
DA	4590			R5	9	
DB	61054			R6	12	
E	1615 P			R7	12	
F	1464			R8	12	
HA	61053			R9	6	
HB	61052			R10	12	
HR	5004			R11	12	
RH	10239 P			MR4	HS 1009	} MTD. IN } WIRING.
TL	20578			MR5	HS 1009	
				MR1	1/12AZ	
				MR2	2P/6AZ	
				MR3	4/6AZ	
				TJ		14 POINT WITH 3 LINKS
				PLUG		32 POINT
				MR0	IN 4003.	S.L. No K905
				R12	1/2 WATT CARBON	S.L. No ER 322.

NOTES - A SPECIAL FACTORS OF SAFETY. B SPECIAL ADJUSTMENTS. C CCT. POINTS OR MODIFICATIONS.

LAYOUT



TOP REAR COVER



CAPACITOR BOX

(FRONT VIEW)

NZ NOTE A
 R12 & MR0 MOUNTED ACROSS E
 RELAY TERMINALS WITH INTERMEDIATE
 TERMINALS TERMINATED & INSULATED
 WITH SPAGHETTI SLEEVING.

* RELAY SHIELD
 ∅ RELAY GUARD

ISSUE 1 DELETED FROM RELAY DA (63674)
 ISSUE 2 24.10.63 RH RELAY WAS 61056 P
 ISSUE 3 18.10.68 R10, R11, MR4 & MR5 ADDED (13025)
 ISSUE 4 26.11.69 RC
 D1, R12 & NOTE D ADDED. (69900)
 ISSUE 5 20.12.77 IPM
 NZ NOTE A ADDED
 NOTE D DELETED
 1555A 3.8.79 MAH (132977)

ORIGINATED BY S.T.C.
 DATE 29/6/61
 SIGNED FOR COMMITTEE L.R.G.