

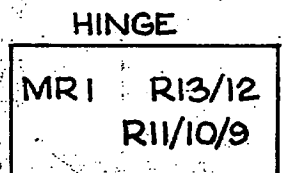
RELAY CODES & COMPONENTS LIST, GBW 14170 MODE E
 INTER-SWITCHBOARD LINE CCT. (B/W AUTO-AUTO LOOP DIALLING)
 50/1200 LINE P.A.B.X. TO SATELLITE PABX.

| RELAY | BCC CODE | DIA FIG | NOTES | COMPT DESIG-NATION | BPO CODE | NOTES |
|-------|----------|---------|-------|--------------------|-----------|--------------------|
| AA | H5521 | | B | TI | BM 4177/2 | S.T.C. CODE |
| AB | H5517 | | B | C1 | MC 102C | |
| B | 1751 | | | C2 | MC 102C | |
| | | | | C3 | MC 102C | |
| | | | | C4 | MC 101 | |
| | | | | C5 | MC 101 | |
| | | | | C6 | MC 101 | |
| DD | 4070 | | | D1 | IN4003 | IN WIRE FORM |
| DL | 71773 | | | D2 | IN4003 | IN WIRE FORM |
| DR | 70150 | | | D3 | IN4003 | IN WIRE FORM |
| D | 5778 | | | D4 | IN4003 | IN WIRE FORM |
| BR | 4547 | | | MR1 | 2/6A | OR SELENIUM EQUIV. |
| OG | 6381 | | | R1 | NO. 6 | MTD. ON C4 |
| S | 60637 | | B | R2 | NO. 6 | MTD. ON C1 |
| SR | 4046 | | | R3 | NO. 9 | |
| LD | H5518 | | B | R4 | NO. 9 | |
| Z | 4250 | | | R5 | NO. 9 | |
| ZR | 2782 | | | R6 | NO. 9 | |
| LS | HSD 233 | | B | R7 | NO. 9 | |
| | | | | R8 | NO. 9 | |
| | | | | R9 | NO. 9 | |
| | | | | R10 | NO. 9 | |
| | | | | R11 | NO. 9 | |
| | | | | R12 | NO. 12 | |
| | | | | R13 | NO. 12 | |
| | | | | R14 | NO. 9 | |
| | | | | R15 | NO. 9 | |
| SRA | 6122 | | | | | |
| DB | 50007BB | | | | | |

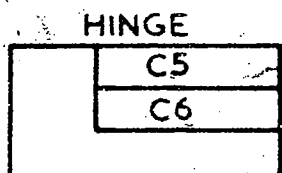
LAYOUT

NOTES

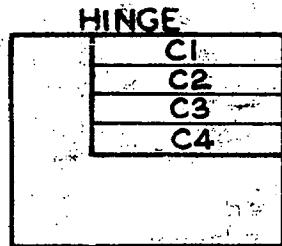
- A. SPECIAL FACTORS OF SAFETY
- B. SPECIAL ADJUSTMENTS
- C. CCT. POINTS OR MODIFICATIONS



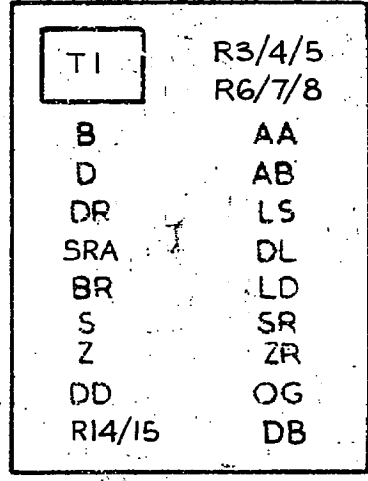
TOP REAR COVER



MIDDLE REAR COVER



CAPACITOR BOX



FRONT VIEW

≠ RELAY GUARD

NZ.P.O. (122761) GJB.

ISS.A. 24-574 WJH

| | |
|----------------------|---------|
| ORIGINATED BY | S.T.C. |
| DATE | 20.1.60 |
| SIGNED FOR COMMITTEE | R.E.D. |