

RELAY CODES & COMPONENTS LIST, **GBW 14170 MOD.C**
 INTER-SWITCHBOARD LINE CCT. (B/W AUTO-AUTO LOOP DIALING) 50/1200 LINE

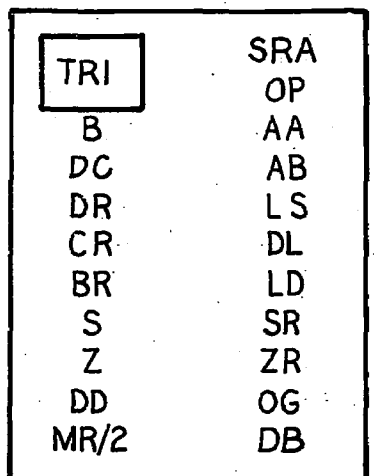
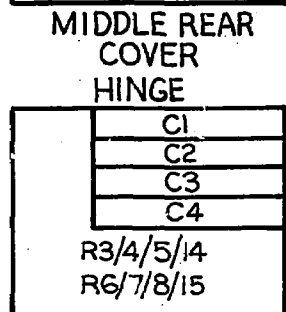
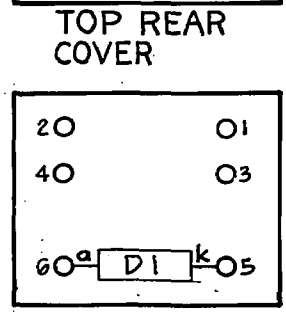
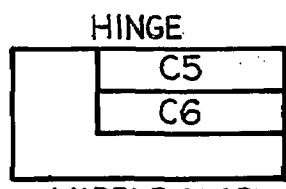
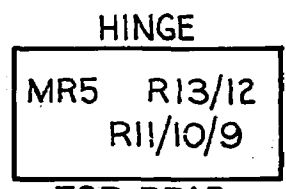
P.A.B.X. TO SATELITE P.A.B.X.

RELAY	B.C.C. CODE	DIAG. FIG.	NOTES	COMPT. DESIGNATION	B.P.O. CODE	DIAG. FIG.	NOTES
R AA -	HS 521		B	TRI	BM 4177/2		S.T.C. CODE
R AB -	HS 517		B	C1	MC 102C		
G B ()	1751			C2	MC 102C		
G CR A	60642			C3	MC 102C		
W DD B	4070			C4	MC 101		
G DL A	71773			C5	MC 101		
W DR B	50007BB			C6	MC 101		
W DC (15)	5778			MR2	D18-6-1W SEL		S.T.C. CODE
W BR B	1618						
G OG ()	6381			MR5	2/6A		OR SELENIUM
R S ()	60637		B	R1	N°6		MTD ON C4
W SR B	4046			R2	N°6		MTD ON C1
R LD -	HS 518		B	R3	N°9		
G Z ()	4250			R4	N°9		
W ZR B	2782			R5	N°9		
R LS -	HSD 233		B	R6	N°9		
SRA	STC 4604JP			R7	N°9		
OP	60374P			R8	N°9		
DB	50007BB			R9	N°9		
				R10	N°9		
				R11	N°9		
				R12	N°12		
				R13	N°12		
				D1-5	DIODE		IN 4003 S/L N° K 905

LAYOUT

NOTES

- A. SPECIAL FACTORS OF SAFETY
- B. SPECIAL ADJUSTMENTS
- C. CCT. POINTS OR MODIFICATIONS



FRONT VIEW

≠ RELAY GUARD

SCA (MTD REAR RELAY DB) CAPACITOR BOX

NZPO
(99687) 12-273

ISSUE A. 12-2-73 APD	ORIGINATED BY	S.T.C.
DB FRONT VIEW WAS DR (122122)	DATE	20-1-60
ISS. B. 23-10-73 GFE	SIGNED FOR COMMITTEE	R.E.D
DIODE D1 ADDED (129469) BAW		
ISS. C. 25-10-77 EIM		
ISS. D 9-12-80		
REL. DC WAS P		
MIR. 3&4 DELETED		
D2-5 ADDED SCA		
REPRAWN (10027)		