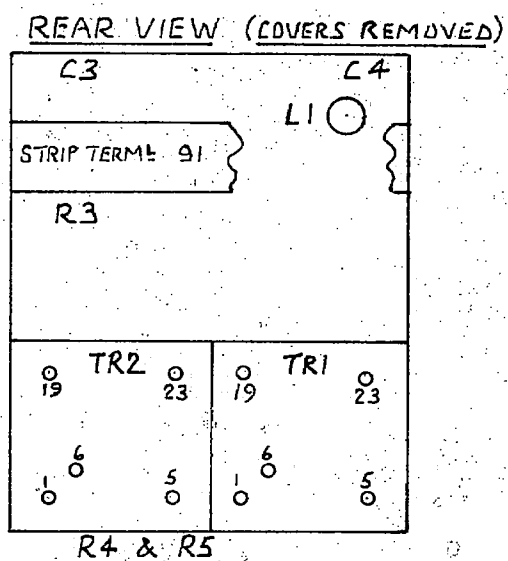
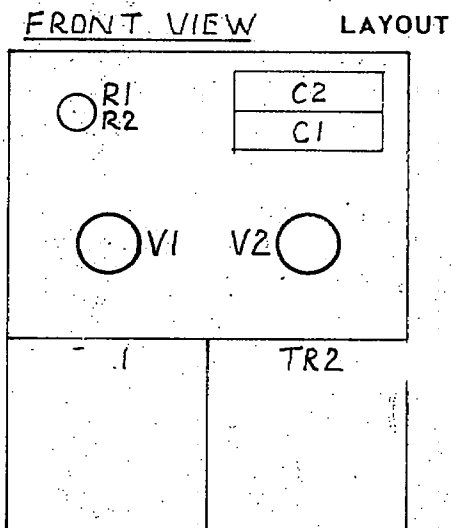


FIXED FREQUENCY OSCILLATOR
(WITH VARIABLE OUTPUT)

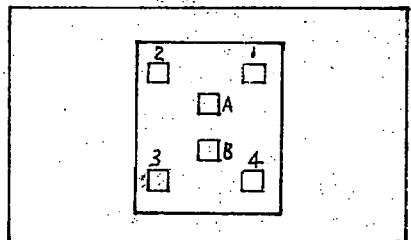
| RELAY | BCC CODE | DIAG. FIG | NOTES | COMPT. DESIG-NATION | BPO CODE | NOTES |
|-------|----------|-----------|-------|---------------------|----------|-----------------------------|
| | | | | C1 | 102 | |
| | | | | C2 | MC101 | |
| | | | | C3 | } | AEI. 42 AM |
| | | | | C4 | | |
| | | | | C5 | | AEI. Y33 GP.1 |
| | | | | R1 | 9 | |
| | | | | R2 | 15A | |
| | | | | R3 | 26FD | |
| | | | | R4 | 26FD | |
| | | | | R5 | 26FD | |
| | | | | R6 | | AEI 31CN |
| | | | | L1 | | AEI Y28 GP.1 |
| | | | | | | A.E.I. CODES |
| | | | | | | 600 Hz 750 Hz 900 Hz |
| | | | | TR1 | | 203A 203B 203C |
| | | | | TR2 | | 204A 204B 204C |
| | | | | V1 | | MULLARD EF37 DR EQUIVALENT |
| | | | | V2 | | MULLARD EL32 DR EQUIVALENT. |

NO RELAYS

NOTES A SPECIAL FACTORS OF SAFETY B SPECIAL ADJUSTMENTS C CCT POINTS OF MODIFICATIONS.



NOTE
RESISTORS R3 R4 & R5 AND CAPACITORS C3 & C4
MOUNTED IN WIRING.



CAPACITOR C5 - IN REAR COVER.

N.Z.P.O.
(83758) 16.4.74. JHE.

ISSUE 1
22-4-70

| | |
|----------------------|---------------|
| ORIGINATED BY | G.E.C./A.E.I. |
| DATE | 22-4-70 |
| SIGNED FOR COMMITTEE | R.I.V. |

5 Centimetres

10

15

20

25

30