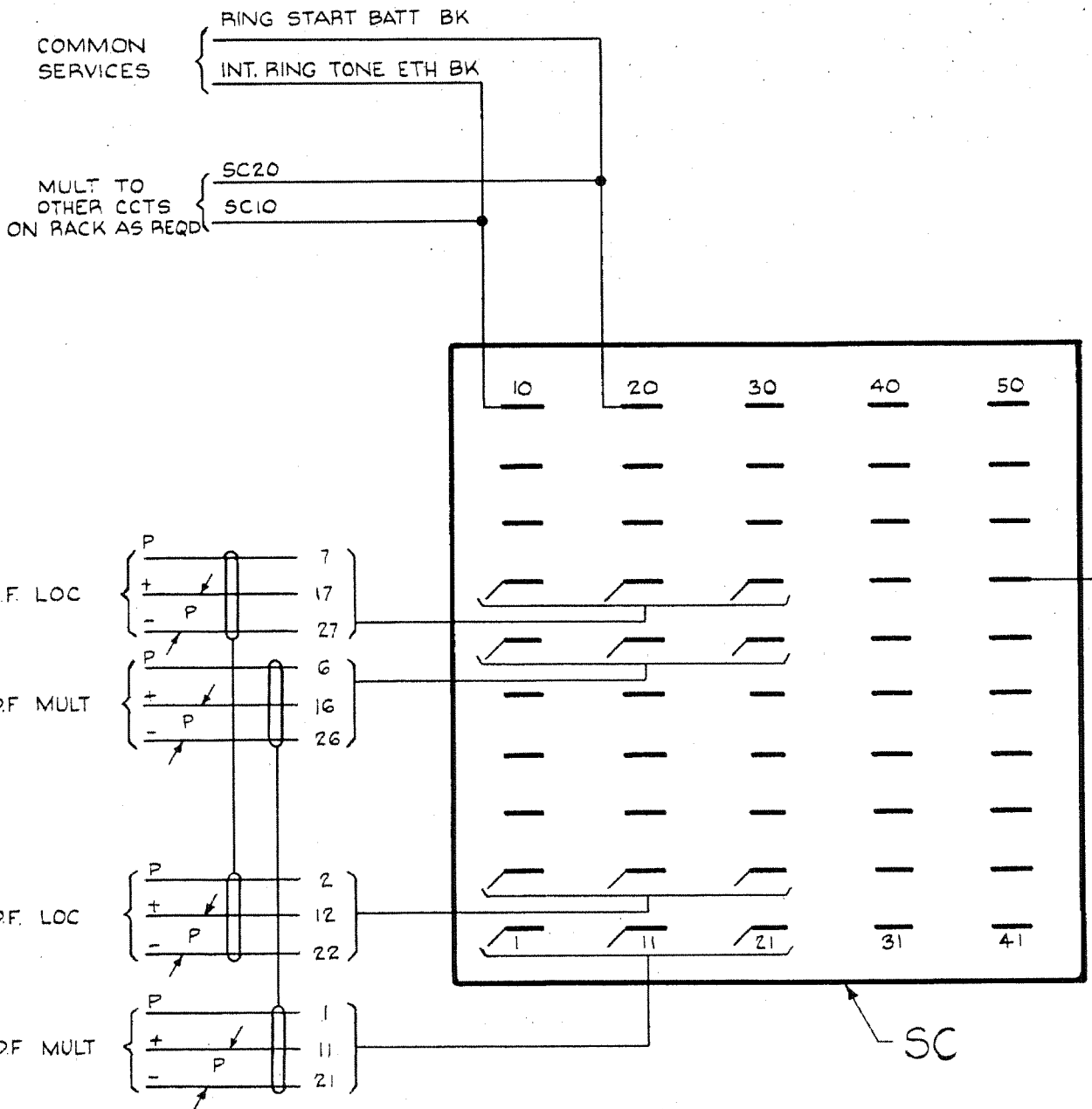
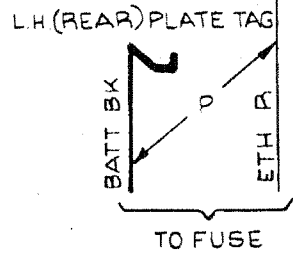


FU EDGE CUMBE

ISS	DATE	CHKD	APPD	DEL	ORDER	CHANGE	NEW ZEALAND POST OFFICE, ENGINEER-IN-CHIEF, WELLINGTON						
A	74 34	N.T.E.	<i>[Signature]</i>	BA	74687		<p style="text-align: center;">U.A.X. N.Z. 13 OUTGOING JUNCTION CIRCUIT AUTO LOOP SIGNALLING</p>						
ORIGIN		TEL. EQPT. SECT.		SIZE	SHT	31487					A		
				S	OF								
DRAWN		TEL. EQPT. SECT.		TRACER	BA	4							



NOTES  
 2-1. ALL WIRING TO BE 22 S.W.G.  
 UNLESS OTHERWISE SPECIFIED




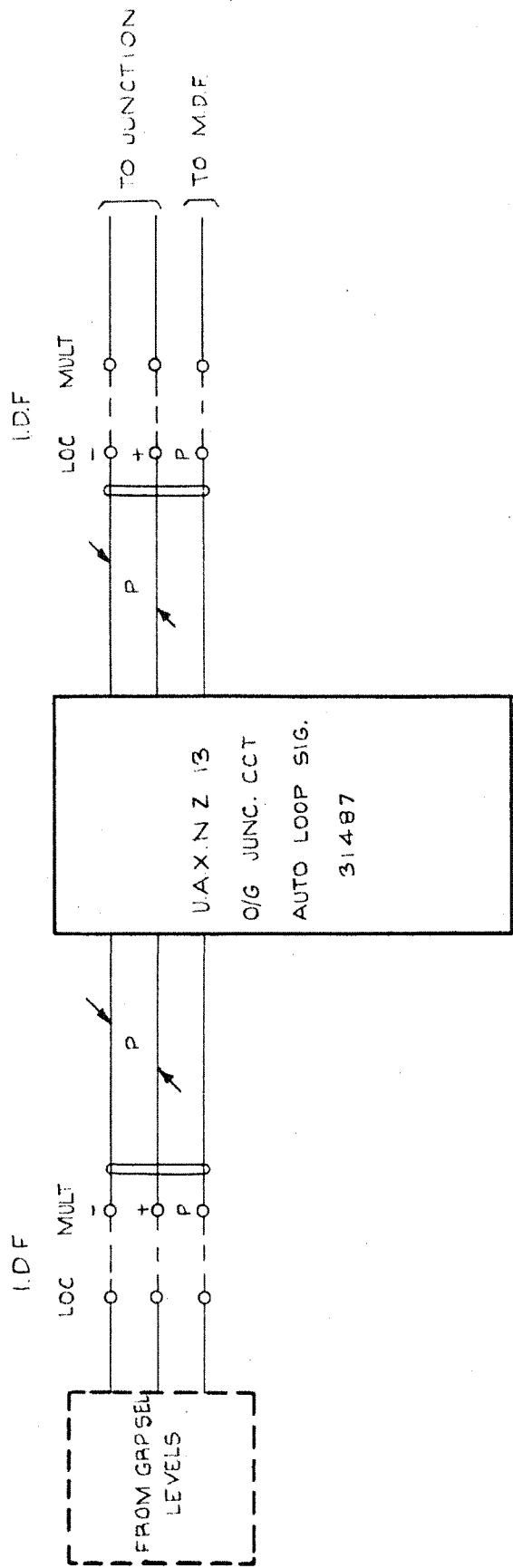
ISS	DATE	CHKD	APPD	DEL	ORDER
A	7.4.64	N.T.E.	<i>BA</i>	BA	74687

CHANGE

NEW ZEALAND POST OFFICE, ENGINEER-IN-CHIEF, WELLINGTON.

**U.A.X. N.Z. 13**  
**OUTGOING JUNCTION CIRCUIT**  
**AUTO LOOP SIGNALLING**

ORIGIN	TELEQPT. SECT.	SIZE	SHT	31487	A
		F	2		
DRAWN	TELEQPT.	TRACED	BA	4	



ISS	DATE	CHKD	APPD	DEL	ORDER	CHANGE	NEW ZEALAND POST OFFICE, ENGINEER-IN-CHIEF, WELLINGTON.				
A	7464	N.T.E.	<i>ML</i>	BA	74687		U.A.X. N.Z. 13 OUTGOING JUNCTION CIRCUIT AUTO LOOP SIGNALLING				
ORIGIN		TELEQPT, SEC		SIZE	SHT	31487		A			
DRAWN		TELEQPT, SEC		TRACED	BA	F	3				
						4	OF				

