


NOTES :-

1. UNDESIGNATED RACK SPACES CAN BE USED AS REQUIRED. HOWEVER, THE FOLLOWING POINTS ARE TO BE NOTED:-
 - (a) A UNITS SHOULD BE LOCATED IN PAIRS.
 - (b) WHEN R OR M UNIT INSTALLED, LOCATE AT END OF ROW. (TO ALLOW LATER REMOVAL FOLLOWING UPGRADING).
 - (c) REQUIREMENT FOR CARRIER EQUIPMENT COULD EFFECT LAYOUT.
2. FOR WORKBENCH & OTHER FITTINGS SEE E.I. TELES. GEN. M 3505.
3. FOR TIE BAR ARRANGEMENTS ETC. SEE I.S. 1130 PAR. 2.9.0.
4. FOR THE LARGER 16 FT WIDE U.A.X. BUILDING SEE DRG. 22961




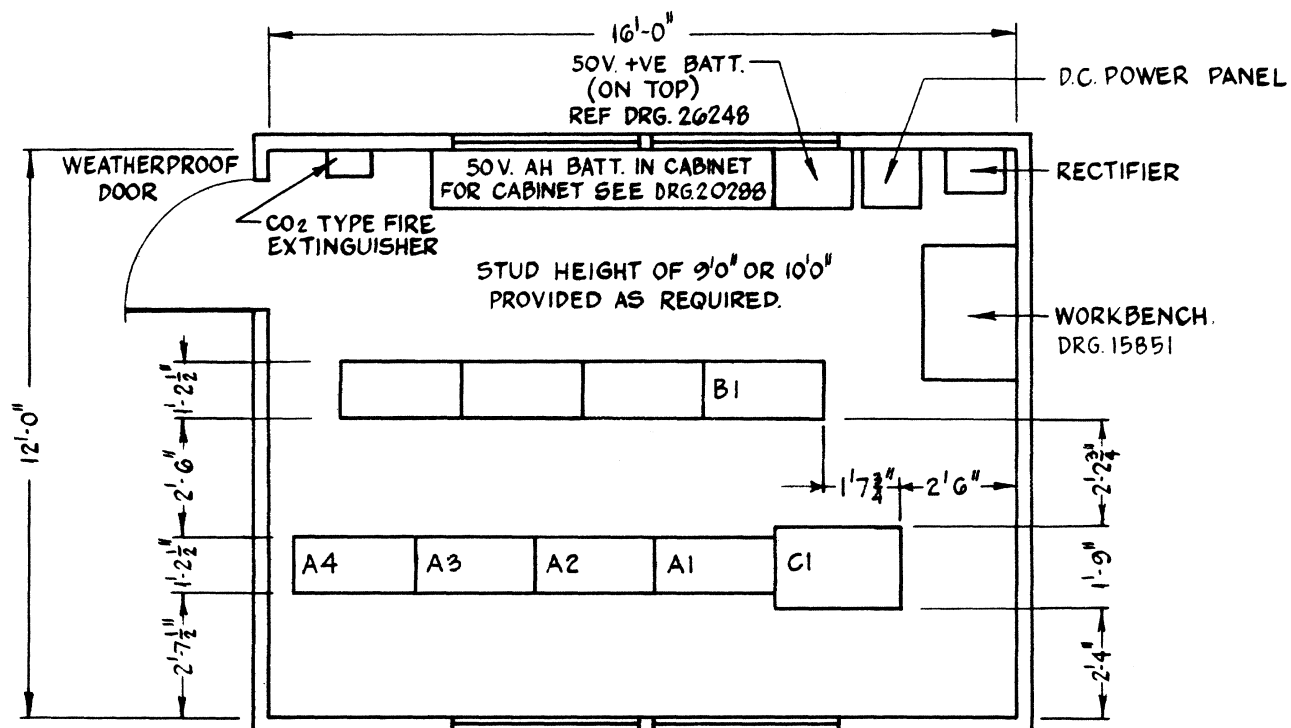
TYPICAL FLOOR LAYOUT
U.A. X. BUILDING 12 FT. WIDE
(24 FT. LONG)

DEL	CKD	APD	ORDER	DATE	ISS	CHANGE
P.M.	AWW	AWW	11204	28.11.52	A	
I.S.R.	B.G.H.	D.S.H.	13564	4.12.70	L	RETRACED FROM 155 K. 26-1-70: TITLE AMENDED, SHT. 2 ADDED

N Z P O ENGINEER-IN-CHIEF WELLINGTON	
COY. NO:	ORIGIN: T EQPT.
1 of 2	DRAWN: T EQPT. TRACED: P.N.
A4	22962

NOTES :

1. UNDESIGNATED RACK SPACES CAN BE USED AS REQUIRED HOWEVER, THE FOLLOWING POINTS ARE TO BE NOTED :-
 (a) A UNITS SHOULD BE LOCATED IN PAIRS.
 (b) REQUIREMENT FOR CARRIER EQUIPMENT COULD EFFECT LAYOUT.
2. FOR WORKBENCH & OTHER FITTINGS SEE E.I. TELES. GEN. M3505.
3. FOR TIE BAR ARRANGEMENTS ETC. SEE I.S. 1130 PAR. 2.9.0.
4. SMALLER BUILDING LENGTHS i.e. 12 FT. OR EVEN 8 FT. CAN BE PROVIDED IF REQUIRED.
5. FOR THE LARGER 16 FT WIDE U.A.X. BUILDING SEE DRG 22961.



**TYPICAL FLOOR LAYOUT
 U.A.X. BUILDING 12 FT. WIDE
 (16 FT. LONG)**

DEL	CKD	APD	ORDER	DATE	ISS	CHANGE
<i>ABL</i>	B.S.-H	B.S.-H	13564	26-8-70	L	

N Z P O ENGINEER - IN-CHIEF, WELLINGTON	
COY. NO	ORIGIN: T-EQPT
2 OF 2	DRAWN: T-EQPT. TRACED: <i>ABL</i>
A4	22962