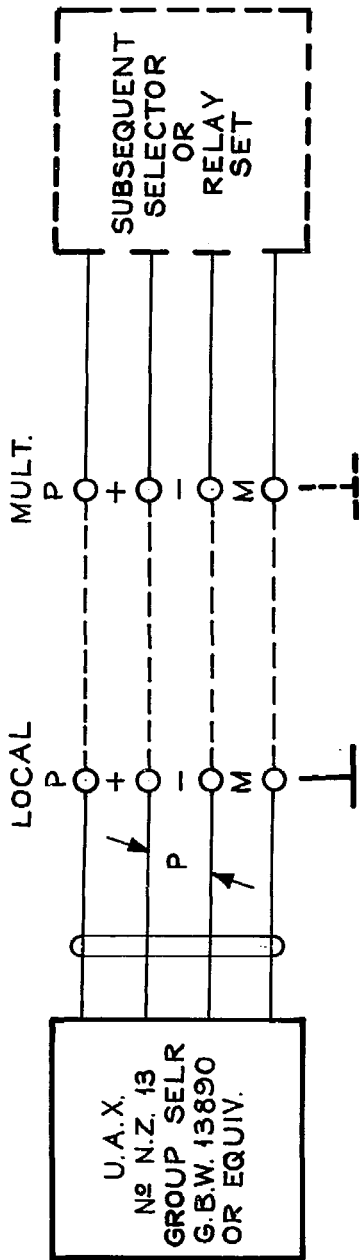
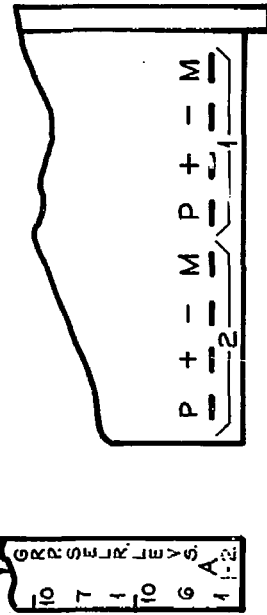


I.D.F.



TYPICAL MARKING ON I.D.F



I.D.F. LOCAL

FIG. 1

LEVELS 2 TO 9

5 Centimetres

25

20

15

10

5

0

U.A.X. No NZ 13
GROUP SELECTOR

PREP. FROM GBX. 13890 ISS.3 OF 8-6-62 (55857) A 11-3-76 CJW

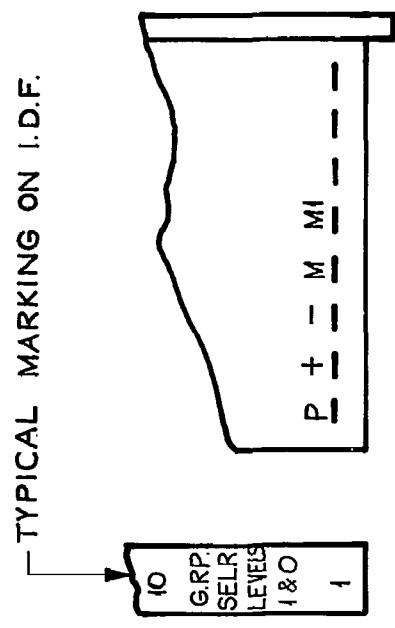
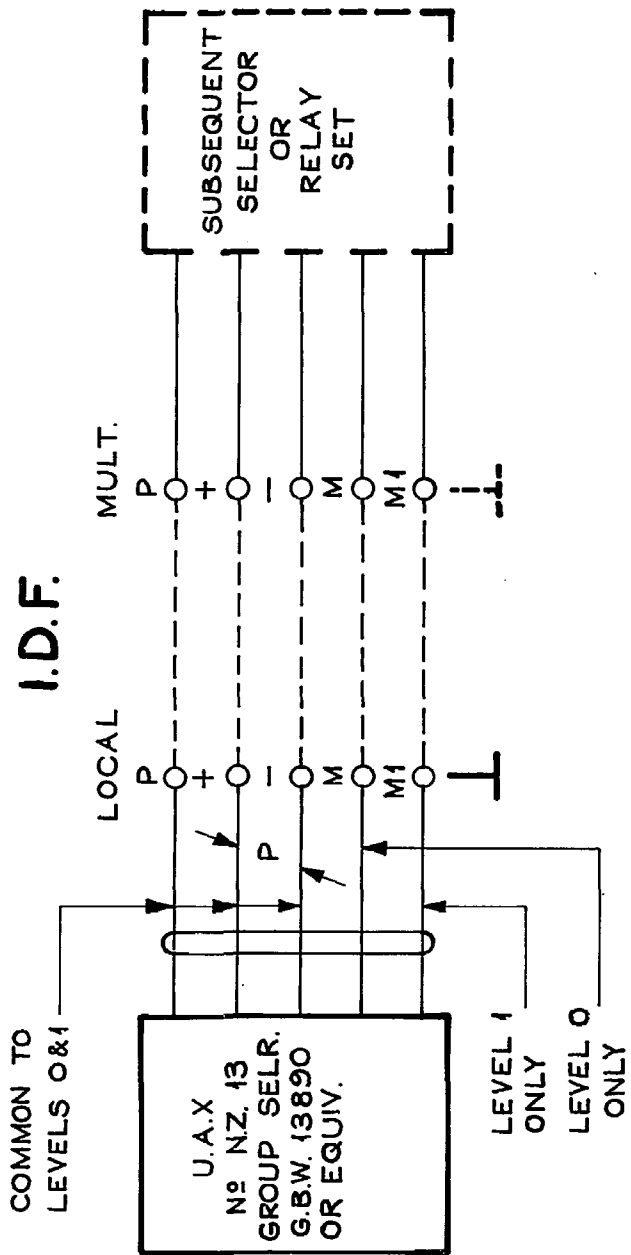
AMENDMENT PARTICULARS

ISSUE DATE APPD REF:

NZPO ENGINEER APPROVED DRAWN CHECKED WIRING CIRCUIT

GBX 13890 MOD.A

SHEET 1-3



I.D.F. LOCAL

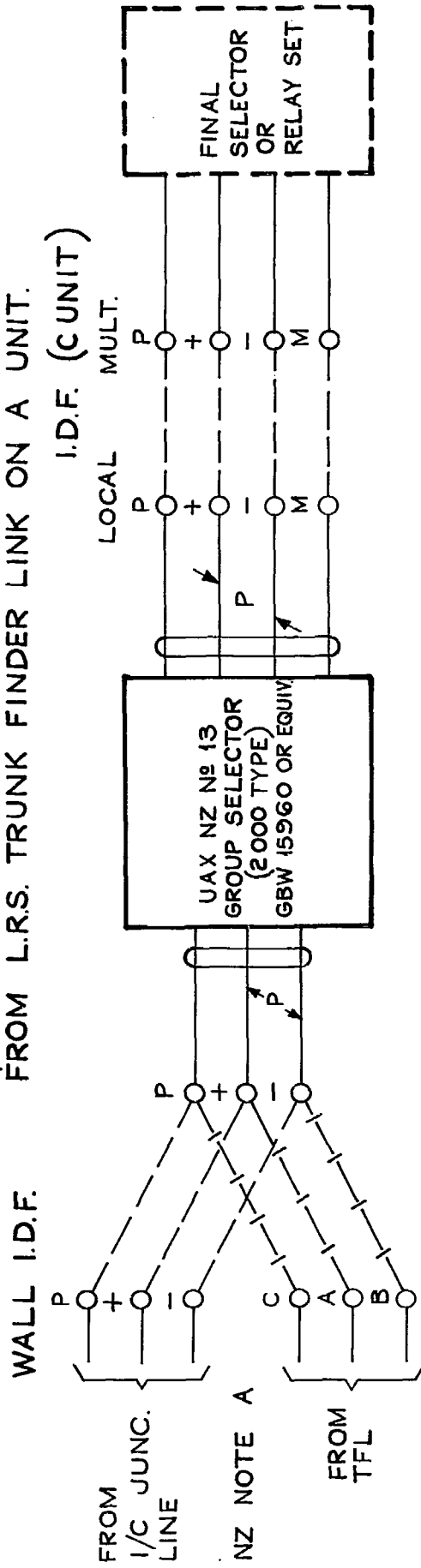
FIG. 2
LEVELS 1 & 0 ONLY.

					U.A.X. No. NZ 13 GROUP SELECTOR	
PREP. FROM GB.X. 13890 ISS. 3 OF 8.6.62 (55857)			A	11.3.76	CJW	
AMENDMENT PARTICULARS			ISSUE DATE	APP.	REF	H
NZPO					GBX 13890 MOD.A	
ENGINEER	APPROVED	DRAWN	CHECKED	WIRING	CIRCUIT	SHEET 2-3

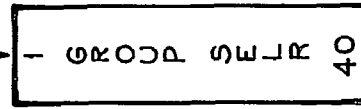
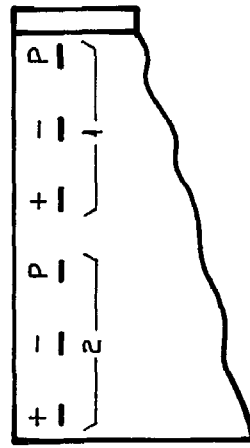
5 Centimetres 10 15 20 25 30

FIG. 3

I/C GROUP SELECTOR OR LOCAL GROUP SELECTOR FROM L.R.S. TRUNK FINDER LINK ON A UNIT.



TYPICAL MARKING ON WALL I.D.F.



WALL I.D.F.

NZ NOTES:-

- A. WHEN SELECTOR USED AS DIRECT I/C PROVIDE CONNECTIONS -----.
- WHEN SELECTOR USED AS LOCAL SELECTOR FROM NEC EQUIPMENT PROVIDE CONNECTIONS ---|---|---

FOR USE WITH NEC LOCAL REGISTER SYSTEM

U.A.X. NZ No 13 GROUP SELECTOR (2000 TYPE)

PREP. FROM GBX 15960 SHT4 ISS.1A OF 22-176 (55857)	A	11-3-76	CJW
AMENDMENT PARTICULARS	ISS	DATE	APD.

50V

NZPO	ENGINEER	APPROVED	DRAWN	CHECKED	WIRING	CIRCUIT
------	----------	----------	-------	---------	--------	---------

GBX 13890 MODA