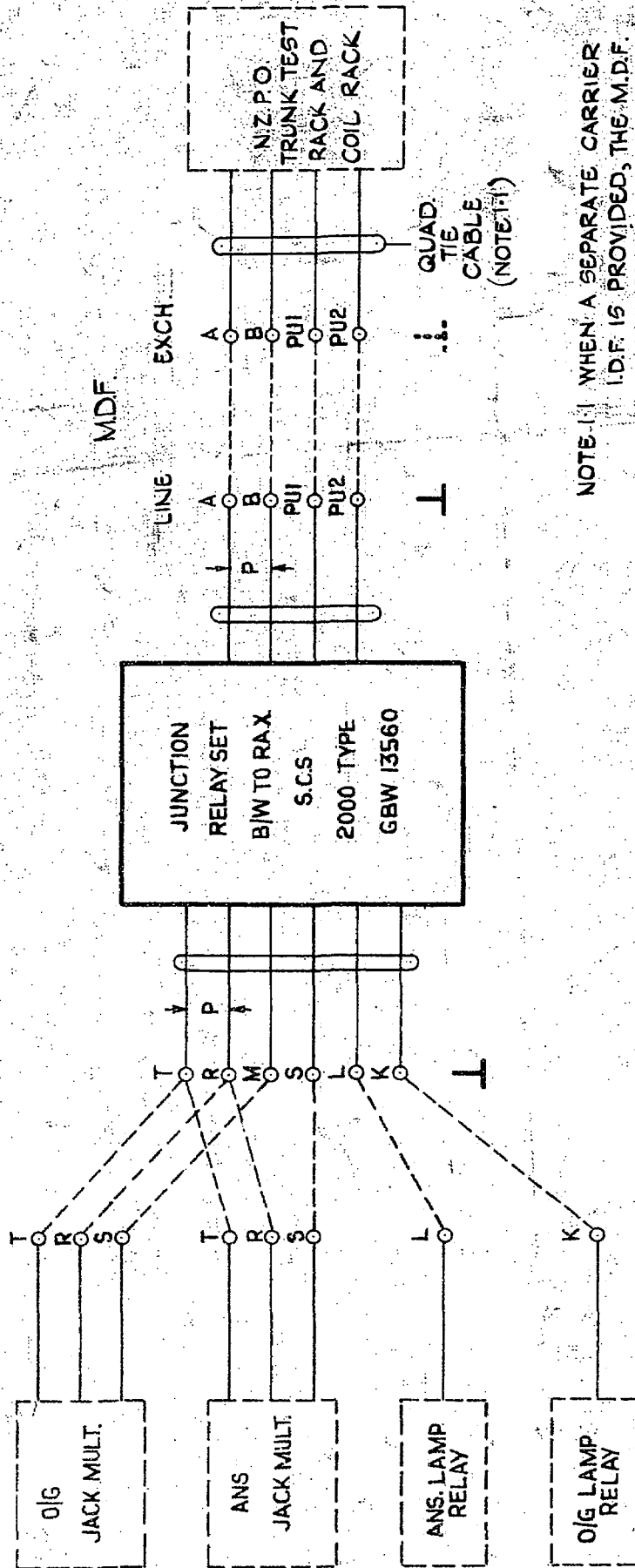


MAN.  
IDF

LOCAL  
MULT.



NOTE 11 WHEN A SEPARATE CARRIER  
ID.F. IS PROVIDED, THE M.D.F.  
IS CABLED TO THE TEST RACK  
VIA THE CARRIER I.D.F.

TYPICAL MARKING

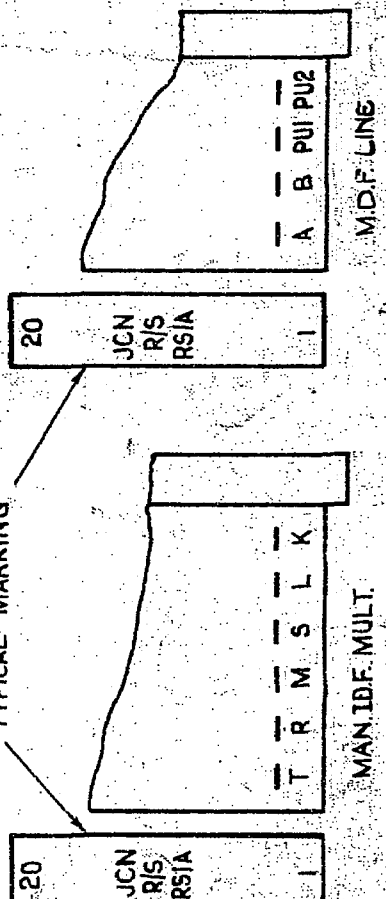


FIG. A

MINOR MODIFICATIONS.	(93347)	6	18.4.69	<i>[Signature]</i>
NO CHANGE, ISS. ADVANCED ONLY	(91299)	5	20.11.64	<i>[Signature]</i>
NO CHANGE, ISS. ADVANCED ONLY.	(69851)	4	24.1.64	<i>[Signature]</i>
SHEETS 2 & 3 ADDED.	(35392)	3	23.11.60	<i>[Signature]</i>
CABLING. AMENDED. NOTE 11 ADDED		2		<i>[Signature]</i>
	(34081)	1	29.12.54	<i>[Signature]</i>

JUNCTION RELAY SET  
BOTHWAY TO RAX.  
SLEEVE CONTROL SYSTEM  
2000 TYPE.

AMENDMENT PARTICULARS

ISSUE DATE APPD

REF - GS. 3. 21. 20

W

N.Z.P.O.

DRAWN  
RAN

CHECKD

WIRING

CIRCUIT

GBX

13560

SHEET 1/3

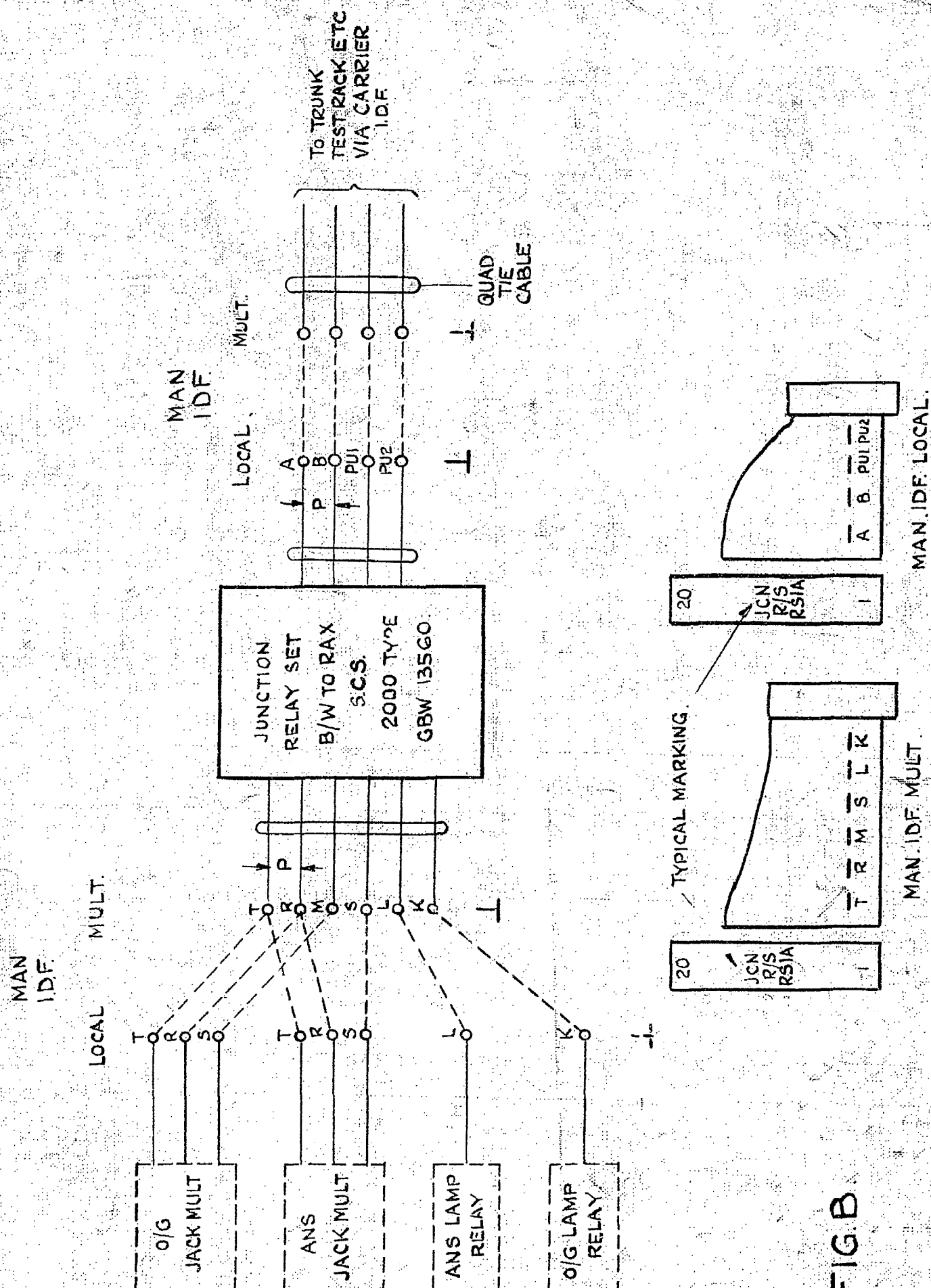
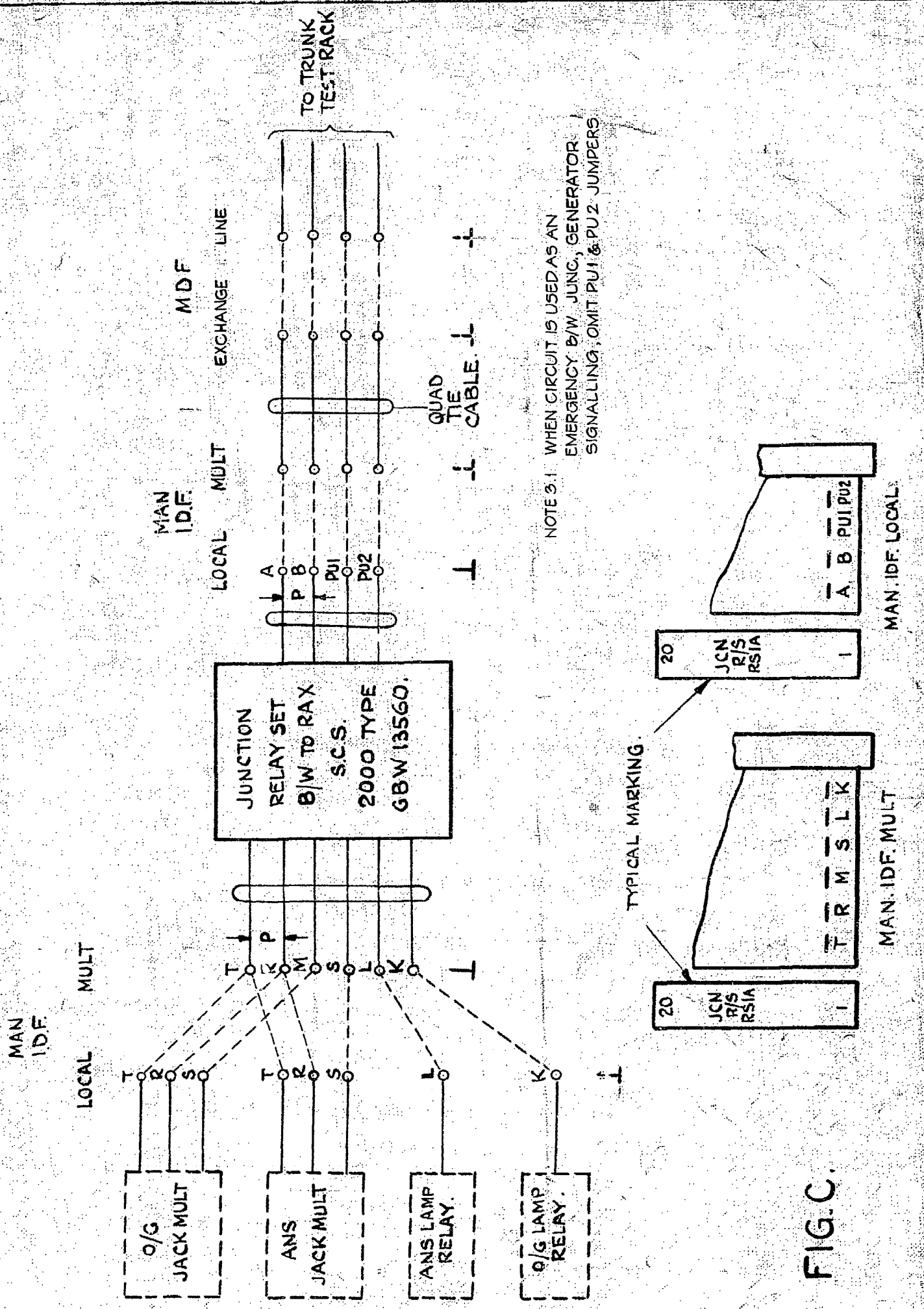


FIG. B

MINOR MODIFICATIONS	(93347)	6	18-4-69	
NO CHANGE, ISS. ADVANCED ONLY.	(91299)	5	20-11-64	
NO CHANGE, ISS. ADVANCED ONLY.	(69851)	4	24-1-64	DBH
	(35392)	3	23-11-60	
AMENDMENT PARTICULARS.	ISSUE	DATE	APPD.	
N.Z. P.O.	DRAWN	CHECKED	WIRING	CIRCUIT

JUNCTION RELAY SET  
BOTHWAY TO RAX  
SLEEVE CONTROL SYSTEM  
2000 TYPE

REF. GS 3. 21. 20 50V. W  
**GBX 13560**  
SHEET 2-3



NOTE 3.1 WHEN CIRCUIT IS USED AS AN EMERGENCY B/W JUNC., GENERATOR SIGNALLING, OMIT PU1 & PU2 JUMPERS

FIG. C.

MINOR MODIFICATIONS	(93347)	6	18.4.69	<i>SC</i>
ANS JACK T & R CONNS CORRECTED	(91299)	5	20.11.64	<i>SC</i>
NOTE 3.1 ADDED	(60851)	4	24.1.64	<i>OBH</i>
	(35392)	3	23.11.60	<i>OBH</i>
AMENDMENT PARTICULARS		ISSUE	DATE	APPD.
N.Z. PO.		DRAWN	CHECKED	WIRING
		KEY	KEY	PHO.

**JUNCTION RELAY SET  
BOTHWAY TO RAX  
SLEEVE CONTROL SYSTEM  
2000 TYPE**

REF. GS 3.21.20. 50V W

GBX 13560.

SHEET 3-3