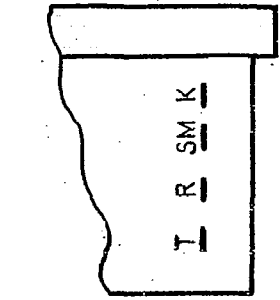
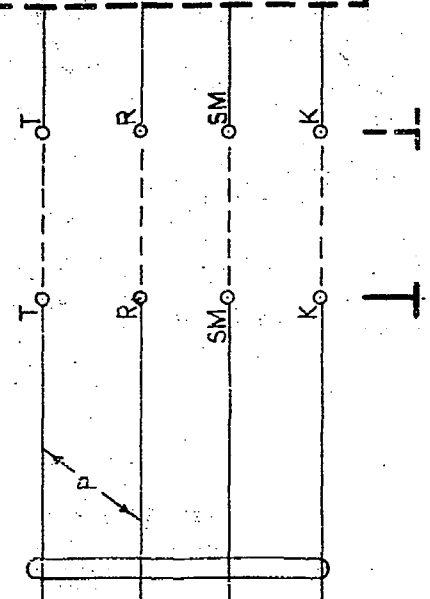


ID.F

LOCAL MULT

BOTHWAY
2V.F. TOLL LINE
CCT. FOR
STEP BY STEP
EXCHANGES

GBW12330
OR EQUIV.



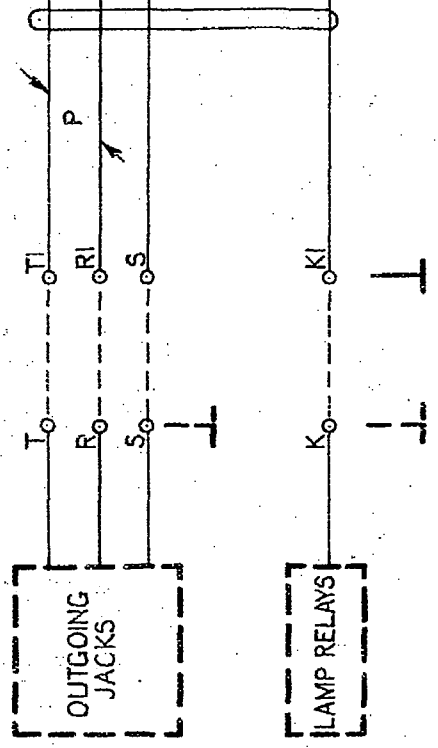
LOCAL

20
O/G
2V.F.
ADAPT.

MANUAL BOARD
OUTGOING
ADAPTOR
CIRCUIT
FOR B/W 2V.F.
TOLL LINE CCT.
AT EXCHS WITH
SLEEVE DIALLING
GBW 12400
OR EQUIV.

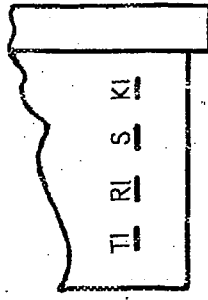
ID.F

LOCAL MULT



OUTGOING
JACKS

LAMP RELAYS



MULT.

20
O/G
2V.F.
ADAPT.

ID.F TYPICAL MARKING

FIG. A. TO 2V.F. CCT. VIA. I.D.F

N.Z.P.O.		DRAWN W.P.	TRACED V.G.	CHECKED F.S.O.	APPROVED <i>[Signature]</i>
AMENDMENT PARTICULARS		(31530)	1	21-6-54	CLW

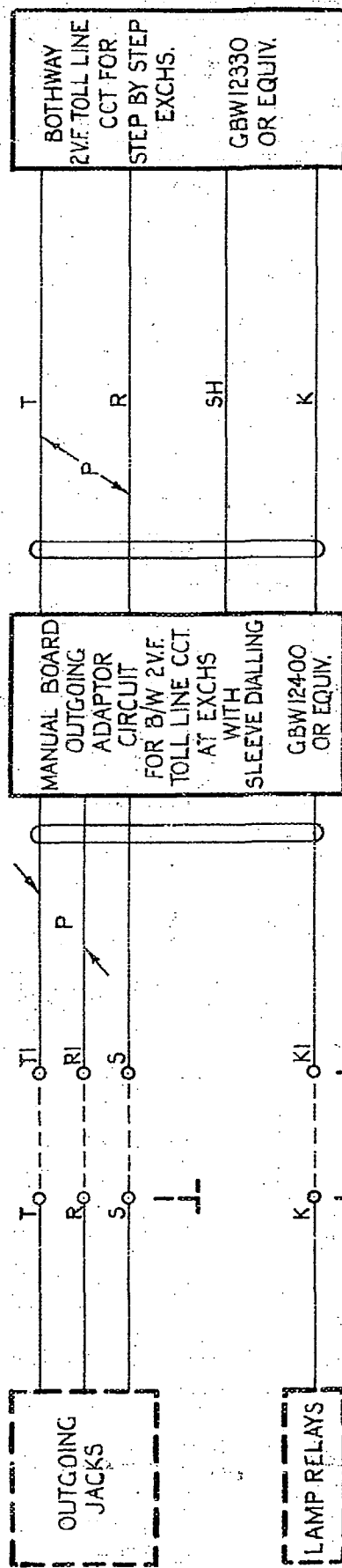
MANUAL BOARD OUTGOING
ADAPTOR CIRCUIT
FOR BOTHWAY 2V.F. TOLL LINE
CCT. AT EXCHANGES WITH
SLEEVE DIALLING

GBX 12400

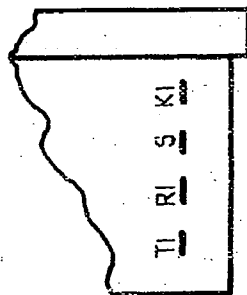
SHEET
1-2

I.D.F.

LOCAL MULT



20
O/G
2V.F.
ADAPT.



I.D.F. MULT
TYPICAL MARKING

FIG. B. DIRECTLY CONNECTED TO 2V.F. CCT.

					MANUAL BOARD OUTGOING ADAPTOR CIRCUIT FOR BOTHWAY 2V.F. TOLL LINE CCT. AT EXCHANGES WITH SLEEVE DIALLING.				
					(31530)	1	21.6.54	CLM	
AMENDMENT PARTICULARS					ISSUE	DATE	APPD.		S
N.Z. P.O.			DRAWN W.P.	TRACED V.G.	CHECKED F.S.O.	APPROVED	GBX 12400		SHEET 2-2