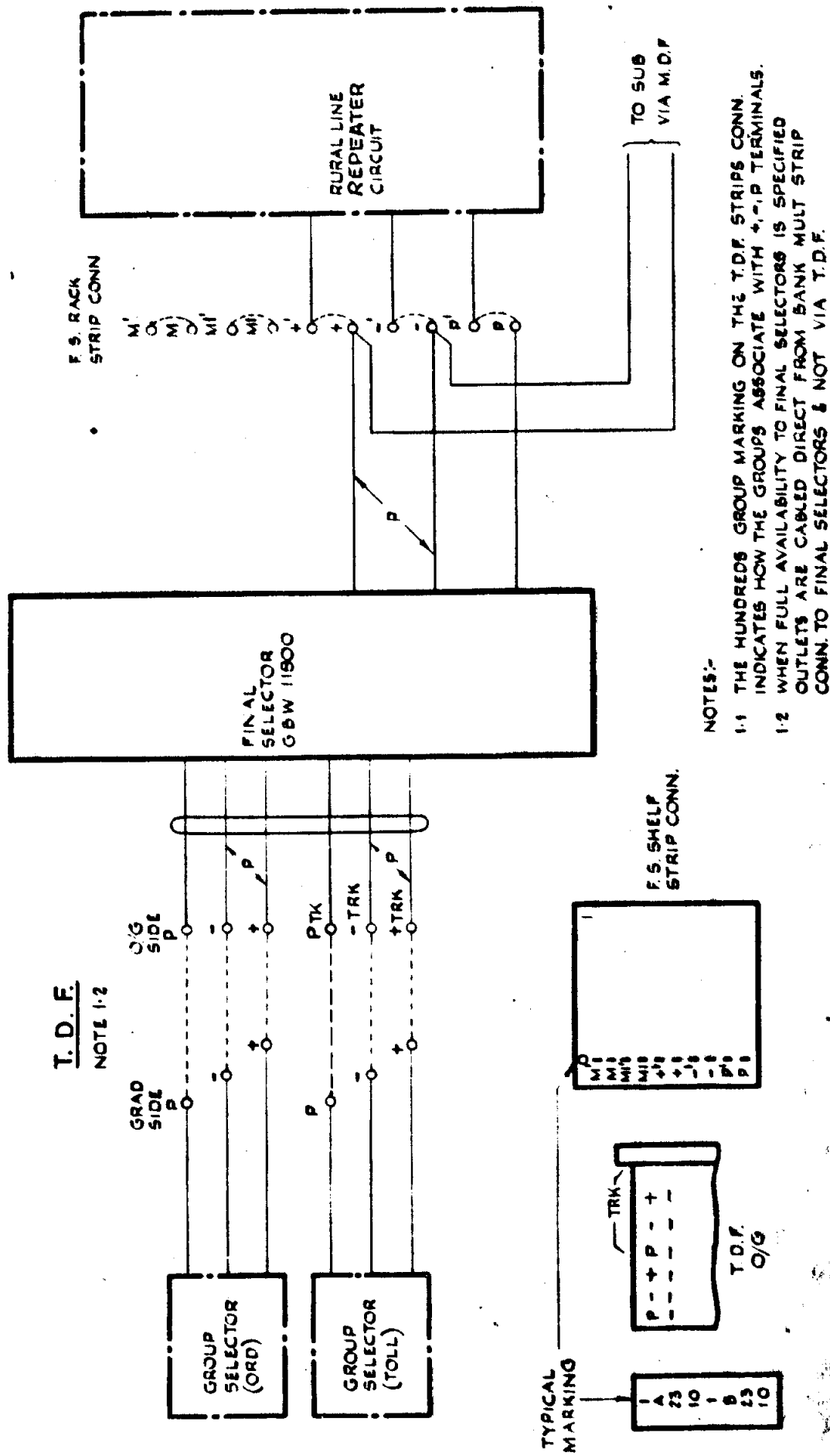


FIG. A. OUTLETS CONNECTED VIA FINAL SELECTOR RACK STRIP CONN.



T. D. F.  
NOTE 1-2

NOTES:-  
1-1 THE HUNDREDS GROUP MARKING ON THE T.D.F. STRIPS CONN. INDICATES HOW THE GROUPS ASSOCIATE WITH +, -, P TERMINALS.  
1-2 WHEN FULL AVAILABILITY TO FINAL SELECTORS IS SPECIFIED OUTLETS ARE CABLED DIRECT FROM BANK MULT STRIP CONN. TO FINAL SELECTORS & NOT VIA T.D.F.

REPLACEMENT TCG INCORP. (83758)	4	4-12-74	B.S.H.
DIAGRAM WAS 3 SHEETS.	4	12-4-63	
DIAGRAM WAS 2 SHEETS.	3	17-3-58	
ISSUE ADVANCED ONLY	2	25-10-55	
	1	9-10-53	
AMENDMENT PARTICULARS	ISSUE	DATE	APPD
N.Z.P.O	DRAWN D.M.	CHECKED	WIRED
			ENGIN <sup>RS</sup>

100 LINE RURAL FINAL SELECTORS  
ORDINARY & TOLL  
POSITIVE BATTERY METERING  
2000 TYPE  
GBX 11800




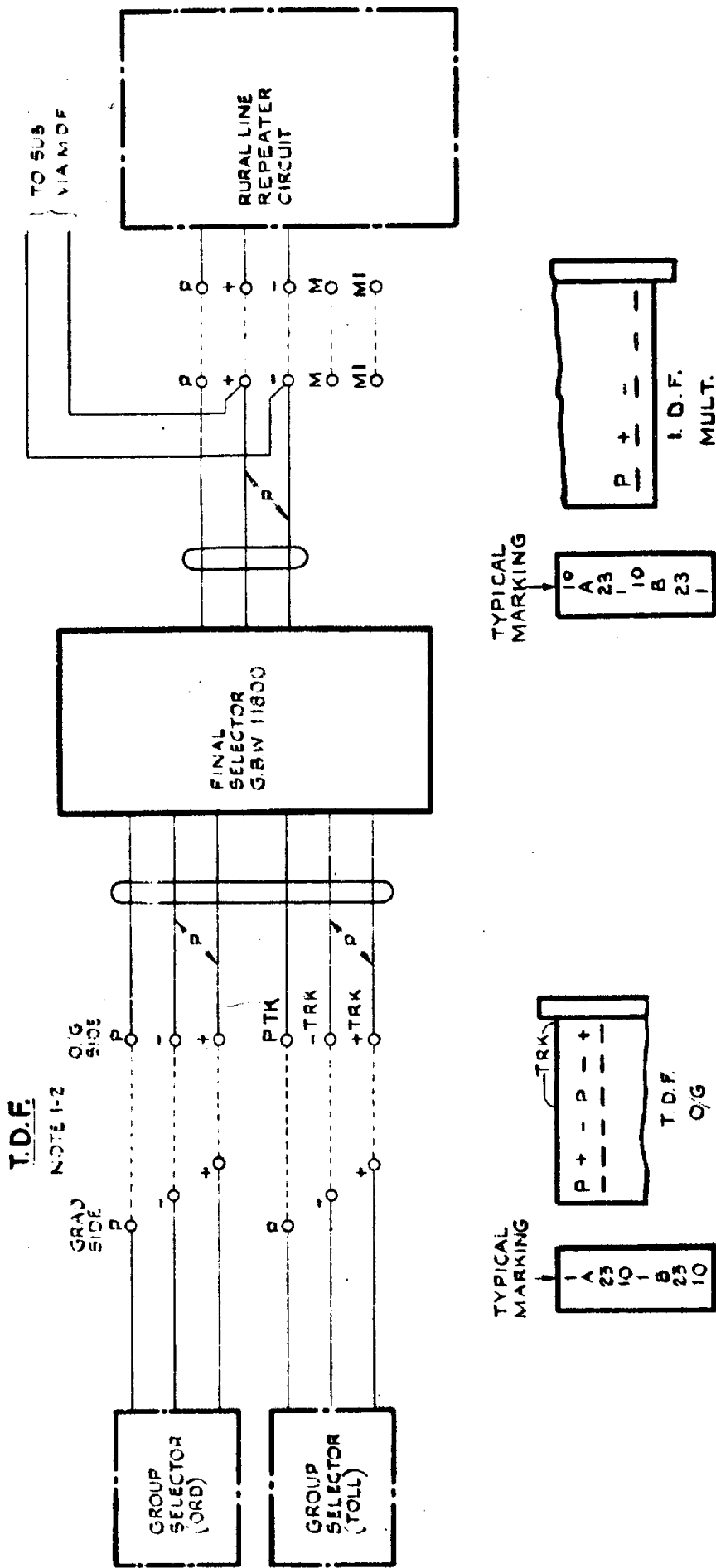


FIG. B. OUTLETS CONNECTED VIA CENTRALISED I.D.F.

I.D.F.  
MULT LOCAL

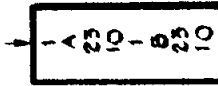


T.D.F.


NOTE 1-2

GRAD SIDE  
O/G SIDE

TYPICAL MARKING



TYPICAL MARKING



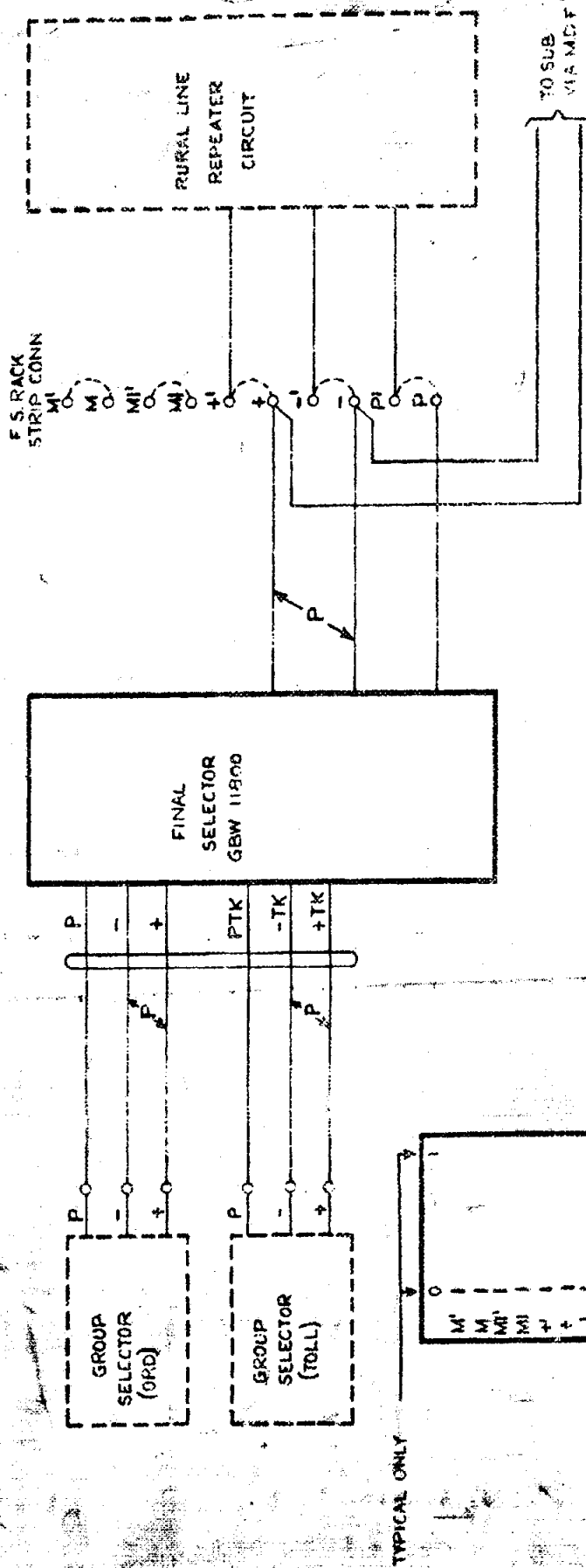
REPLACEMENT TCG. INCORP.	(83758)	4	4.12.74	B.S.H.
DIAGRAM WAS 3 SHEETS.	(77714)	4	12.4.63	<i>She</i>
DIAGRAM WAS 2 SHEETS.	(77702)	3	17-3-58	<i>She</i>
MINOR CORRECTIONS.	(30963)	2	25-10-55	<i>She</i>
		1	2-10-53	
AMENDMENT PARTICULARS		ISSUE	DATE	APPD.
N.Z.P.O.		DRAWN D.M.	CHECKED	WIRED
				ENGRS.

100 LINE RURAL FINAL SELECTORS  
ORDINARY & TOLL  
POSITIVE BATTERY METERING  
2000 TYPE

GBX 11800

# FIG. C OUTLETS CONNECTED VIA FINAL SELECTOR RACK STRIP CONN

CABLING OF OUTLETS BETWEEN PEN-ULTIMATE G.S.  
BANK MULT. TERM. STRIPS AND RURAL FS W/O T.D.F.

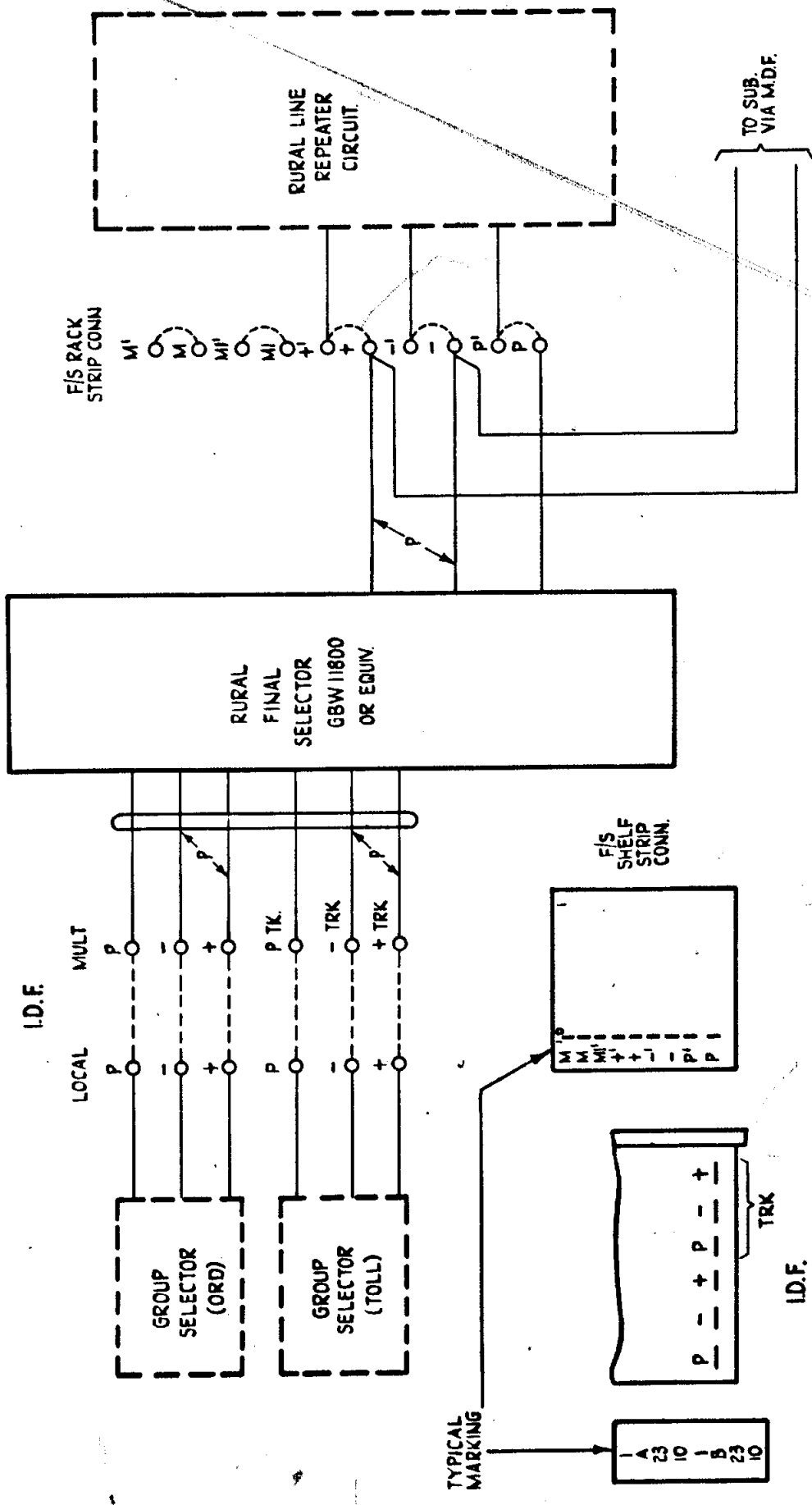


- NOTES:**
- EXCEPT WHEN OTHERWISE REQD. OR AS LIMITED BY THE SIZE OF CABLE PROVIDED ALL OUTLETS SHALL BE COMPLETELY WIRED BETWEEN THE GROUP SELECTOR BANK MULTIPLE TERMINAL STRIPS AND THE FINAL SELECTOR SHELF JACKS
  - WHERE GROUP SELECTOR OUTLETS ARE NOT CABLED THE 'P' TERMINALS SHALL BE 'COMMONED' ON THE BANK MULTIPLE TERMINAL STRIPS AND CONNECTED TO EARTH VIA THE SHELF MISC. TERMINAL STRIP.
  - STEPPING ON F.S. SHELF JACKS SHALL BE EFFECTED IN ACCORDANCE WITH THE NOTES ON THE RELEVANT GBU DIAGRAM.
  - FOR DIRECT CABLING TO F.S. GROUPS REFER TO GBW 14850.
  - OUTLETS FROM ORDINARY AND TOLL PEN-ULTIMATE SELECTORS (20 OUTLETS PER LEVEL) SHALL BE IN STRAIGHT MULTIPLE.

				100 LINE RURAL FINAL SELECTORS ORDINARY & TOLL POSITIVE BATTERY METERING 2000 TYPE	
DIAGRAM WAS 3 SHEETS	(77714)	4	25-4-63	ORR	
	(73702)	3	1-8-58	ORR	
AMENDMENT PARTICULARS			ISSUE	DATE	APPD
					50V S
N.Z.P.O.		DRAWN	CHECKED	WIRING	CIRCUIT
		GA	J.P.	J.P.	J.P.
<b>GBX 11800</b>					SHT 3-4

FIG. D

OUTLETS CONNECTED VIA FINAL SELECTOR RACK STRIP CONN  
 INCOMING FROM GRADED GROUP SELECTOR VIA I.D.F.



AMENDMENT PARTICULARS		ISSUE	DATE	APP
(77714)		4	25-4-63	08K
G.P.O. APPROVED AS STANDARD		DRAWN M.A.A. CHECKED WIRING CIRCUIT		
NZ.P.O.				

100 LINE RURAL FINAL SELECTORS  
 ORDINARY & TOLL  
 POSITIVE BATTERY METERING  
 2000 TYPE

REF: -

**GBX 11800**

S

4-4