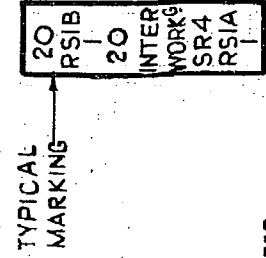
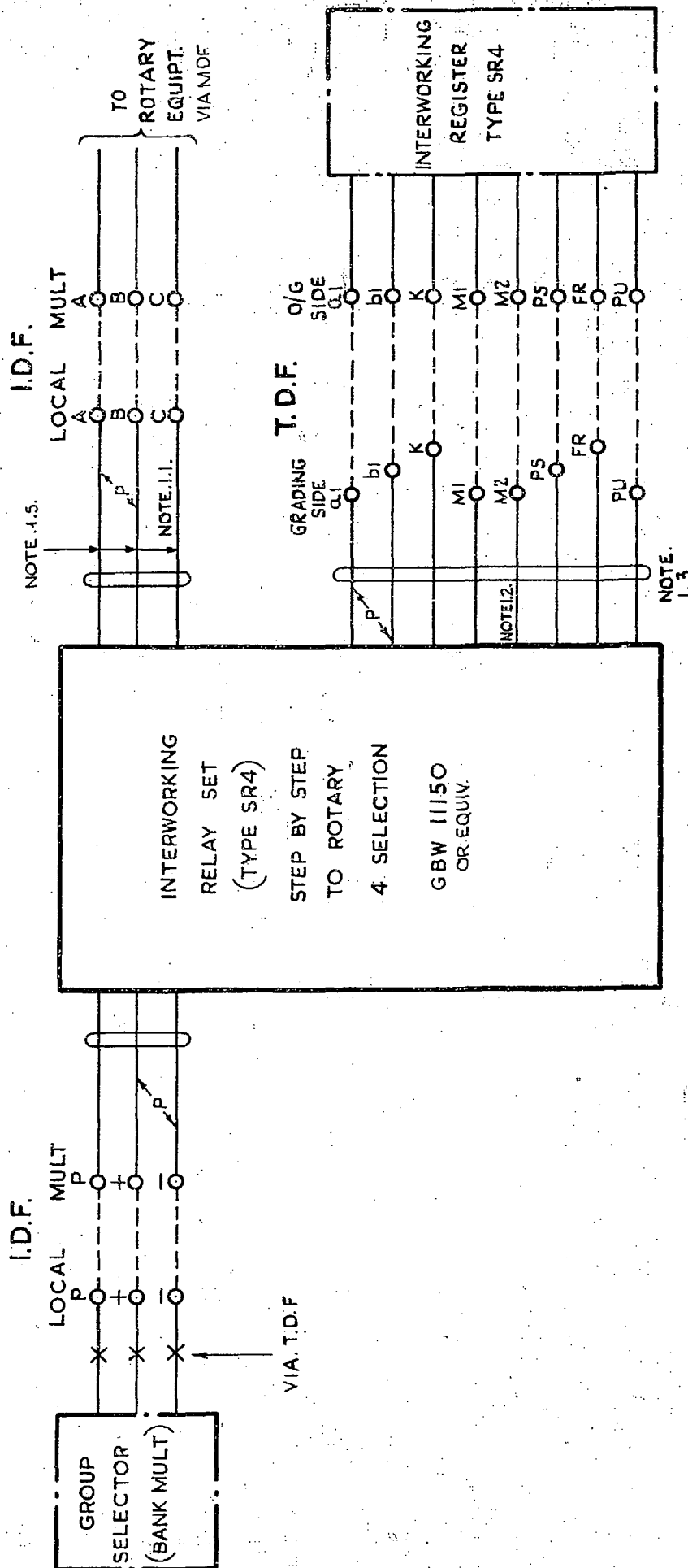
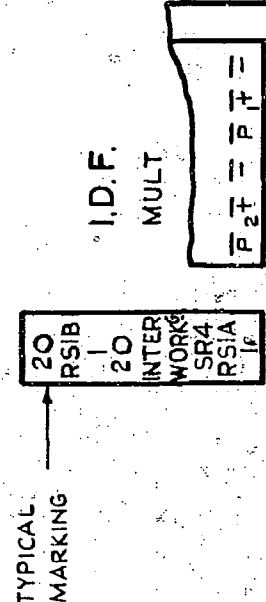


# FIG A CIRCUIT CONNECTED VIA I.D.F.



### NOTES:

1. C LEAD ONLY REQUIRED WHEN WORKING INTO LOCAL 7A GROUP SELECTOR
2. M2 LEAD ONLY REQUIRED WHEN RELAY SET IS CONNECTED TO REGISTER WITH SPECIAL SERVICE SELECTION.
3. WHEN FULL AVAILABILITY TO I/W REGISTERS IS SPECIFIED, THESE LEADS ARE CABLED DIRECT AND NOT VIA T.D.F.
4. AT SOME EXCHANGES THESE BLOCKS ARE 3 X 20
5. FOR NEW WORK THESE LEADS ARE TO BE CABLED DIRECT TO THE MDF.



|   |         |   |         |     |
|---|---------|---|---------|-----|
| WAS SHEET 1 OF 2                                | (72822) | 4 | 2.6.67  | AMB |
| NOTE 1.5 GBX 11151 ADDED                        | (69380) | 3 | 1.11.68 | DBH |
| BLOCKS WERE SHOWN AS 3X20. NOTE 4 ADDED (31667) |         | 2 | 5.5.54  | CLW |
|   |         | 1 | 17.8.50 | V/R |



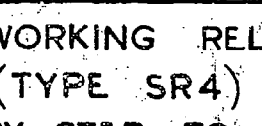

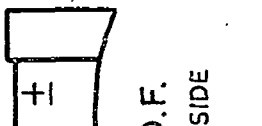
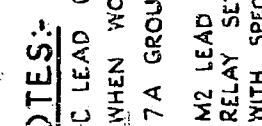



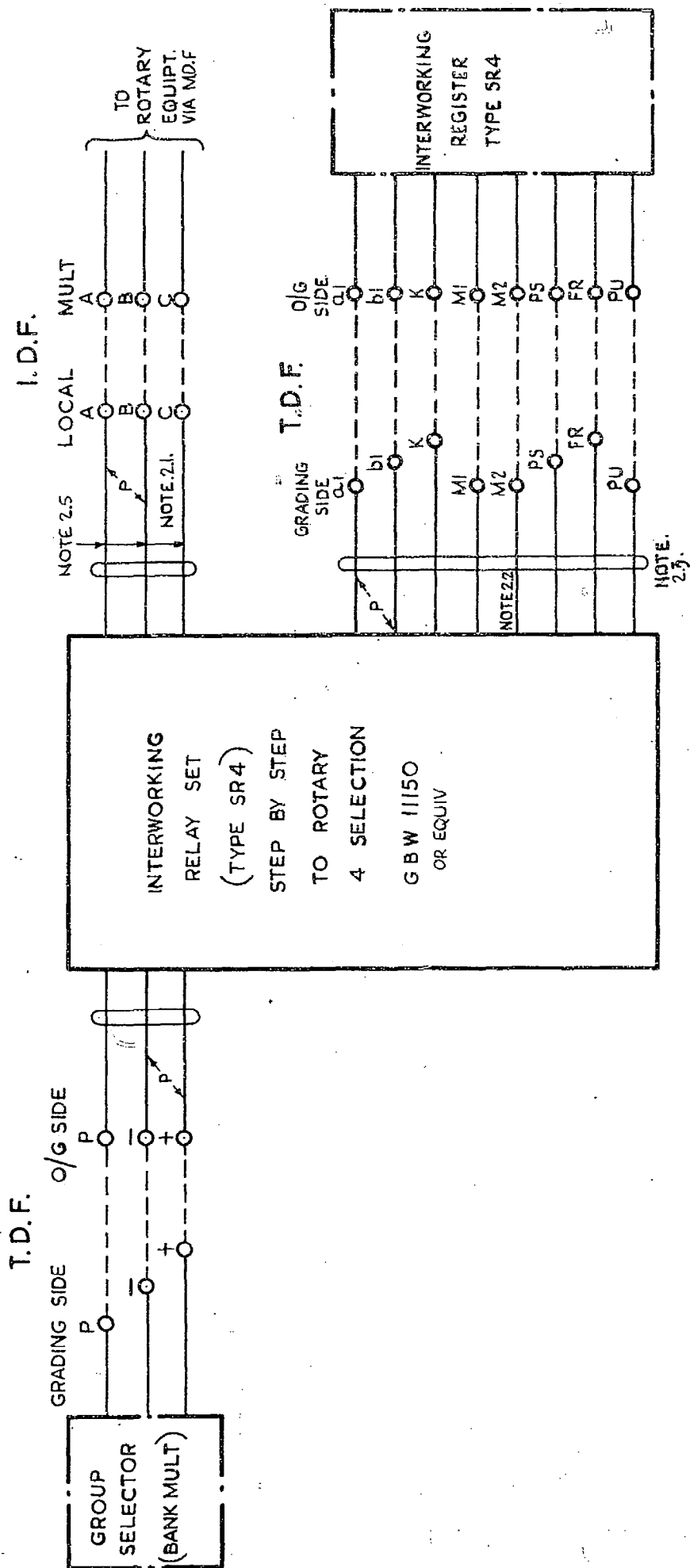
INTERWORKING RELAY SET  
(TYPE SR4)  
STEP BY STEP TO ROTARY  
4 SELECTION

| AMENDMENT PARTICULARS | ISSUE | DATE | APPD | E |
|-----------------------|-------|------|------|---|
|-----------------------|-------|------|------|---|

GBX 11150 SHT 1-4  
11151

|           |       |         |       |          |
|-----------|-------|---------|-------|----------|
| N.Z. P.O. | DRAWN | CHECKED | WIRED | ENGINEER |
|-----------|-------|---------|-------|----------|

# FIG B CIRCUIT CONNECTED VIA T.D.F.



I.D.F.  
 LOCAL  
 MULT  
 A B C  
 A B C

T.D.F.  
 GRADING SIDE  
 O1 bi  
 O/G SIDE  
 bi K MI M2 PS FR PU

TYPICAL MARKING  
 20 RS1B  
 20 INTERWORKING SR4  
 RS1A

TYPICAL MARKING  
 20 RS1B  
 20 INTERWORKING SR4  
 RS1A

TYPICAL MARKING  
 20 RS1B  
 20 INTERWORKING SR4  
 RS1A

TYPICAL MARKING  
 20 RS1B  
 20 INTERWORKING SR4  
 RS1A

TYPICAL MARKING  
 20 RS1B  
 20 INTERWORKING SR4  
 RS1A

TYPICAL MARKING  
 20 RS1B  
 20 INTERWORKING SR4  
 RS1A

TYPICAL MARKING  
 20 RS1B  
 20 INTERWORKING SR4  
 RS1A

TYPICAL MARKING  
 20 RS1B  
 20 INTERWORKING SR4  
 RS1A

TYPICAL MARKING  
 20 RS1B  
 20 INTERWORKING SR4  
 RS1A

TYPICAL MARKING  
 20 RS1B  
 20 INTERWORKING SR4  
 RS1A

TYPICAL MARKING  
 20 RS1B  
 20 INTERWORKING SR4  
 RS1A

TYPICAL MARKING  
 20 RS1B  
 20 INTERWORKING SR4  
 RS1A

TYPICAL MARKING  
 20 RS1B  
 20 INTERWORKING SR4  
 RS1A

NOTE 2.4.

NOTE 2.5.

NOTE 2.2.

NOTE 2.3.

NOTE 2.4.

NOTE 2.5.

NOTE 2.2.

NOTE 2.3.

NOTE 2.4.

NOTE 2.5.

NOTE 2.2.

NOTE 2.3.

NOTE 2.4.

NOTE 2.5.

NOTE 2.2.

2.5. FOR NEW WORK THESE LEADS ARE TO BE CABLED DIRECT TO THE M.D.F.

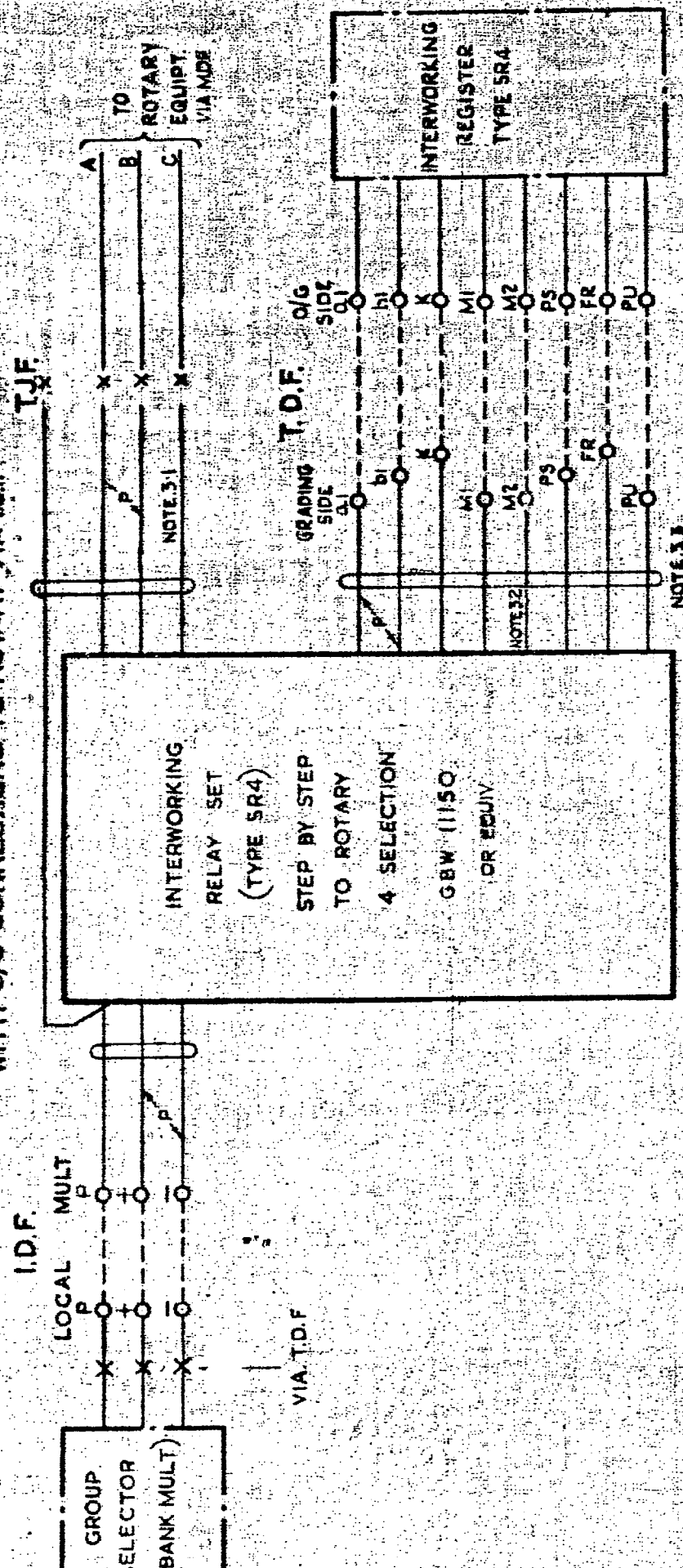
2.3. WHEN FULL AVAILABILITY TO I/W REGISTERS IS SPECIFIED, THESE LEADS ARE CABLED DIRECT AND NOT VIA I.D.F.

2.4. AT SOME EXCHANGES THESE BLOCKS ARE 3 X 20

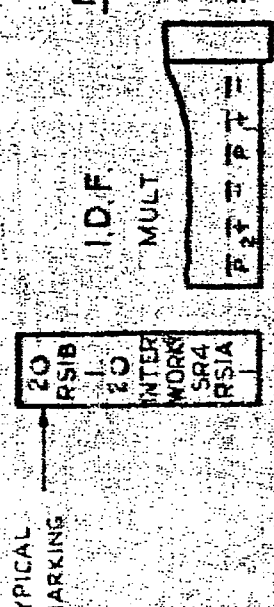
|   |         |         |         |                    |
|---|---------|---------|---------|--------------------|
| WAS SHEET 2-2                                 | (72822) | 4       | 2-6-67  | DBB                |
| NOTE 2.5 AND GBX 11151 ADDED                  | (69380) | 3       | 1-11-63 | DBB                |
| I.D.F. BLOCK WAS SHOWN AS 3x20 NOTE.4. ADDED. | (31667) | 2       | 5-5-54  | WJ                 |
|   |         | 1       | 17-8-50 | WJ                 |
| AMENDMENT PARTICULARS                         | ISSUE   | DATE    | APPD    | E                  |
| NZ. P.O.                                      | DRAWN   | CHECKED | WIRED   | ENGR <sup>NS</sup> |

INTERWORKING RELAY SET (TYPE SR4)  
 STEP BY STEP TO ROTARY 4 SELECTION  
 GBX 11150 11151 SHT. 2-4

FIG. C. CIRCUIT CONNECTED VIA I.D.F. WITH O/G CONNECTIONS TO ROTARY VIA T.J.F.



- NOTES:**
- 3.1 C LEAD ONLY REQUIRED WHEN WORKING INTO LOCAL 7A GROUP SELECTOR
  - 3.2 M2 LEAD ONLY REQUIRED WHEN RELAY SET IS CONNECTED TO REGISTER WITH SPECIAL SERVICE SELECTION
  - 3.3 WHEN FULL AVAILABILITY TO T/W REGISTERS IS SPECIFIED, THESE LEADS ARE CABLED DIRECT AND NOT VIA T.D.F.

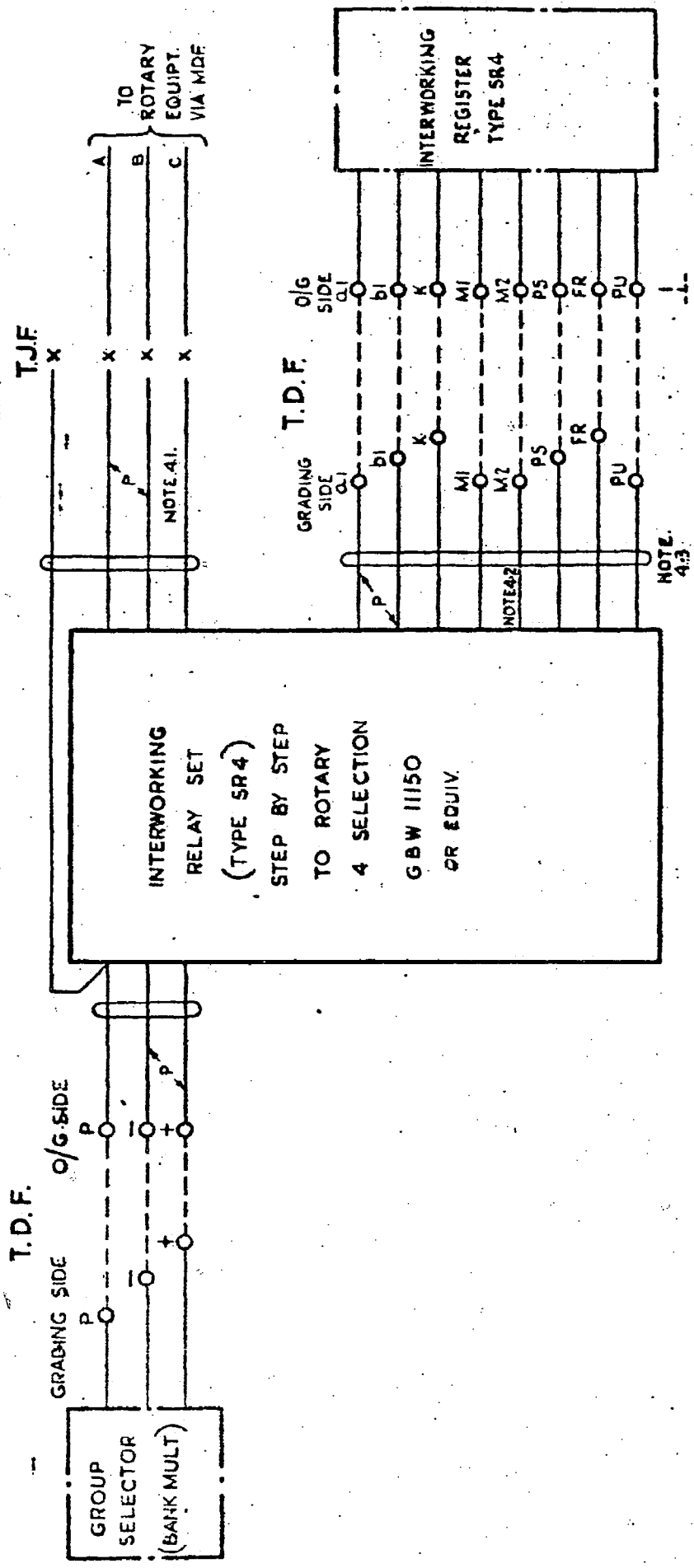


INTERWORKING RELAY SET  
(TYPE SR4)  
STEP BY STEP TO ROTARY  
4 SELECTION

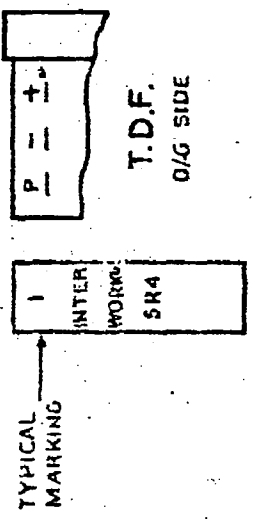
GBX 1150  
1151

|                       |         |   |          |     |
|-----------------------|---------|---|----------|-----|
| AMENDMENT PARTICULARS | (72822) | 4 | 2-6-67   | R/S |
|                       | 13281   |   | CAT: App |     |

**FIG D** CIRCUIT CONNECTED VIA T.D.F. WITH O/G CONNECTIONS TO ROTARY VIA T.J.F.



- NOTES:**
- 4.1 C LEAD ONLY REQUIRED WHEN WORKING INTO LOCAL 7A GROUP SELECTOR
  - 4.2 M2 LEAD ONLY REQUIRED WHEN RELAY SET IS CONNECTED TO REGISTER WITH SPECIAL SERVICE SELECTION.
  - 4.3 WHEN FULL AVAILABILITY TO I/W REGISTERS IS SPECIFIED, THESE LEADS ARE CABLED DIRECT AND NOT VIA T.D.F.



INTERWORKING RELAY SET (TYPE SR4)  
 STEP BY STEP TO ROTARY  
 4 SELECTION

GBX 11150  
 11151

|                       |       |         |      |        |      |
|-----------------------|-------|---------|------|--------|------|
| AMENDMENT PARTICULARS |       | 72822   | 4    | 2-6-67 | 8/15 |
| NZPO                  | DRAWN | CHECKED | DATE | BY     |      |