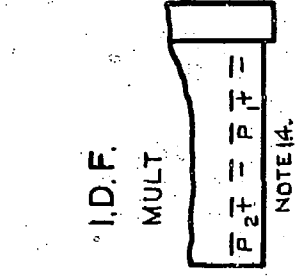
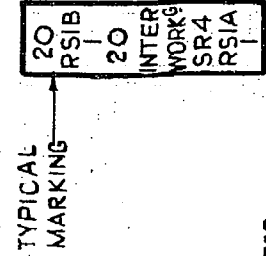
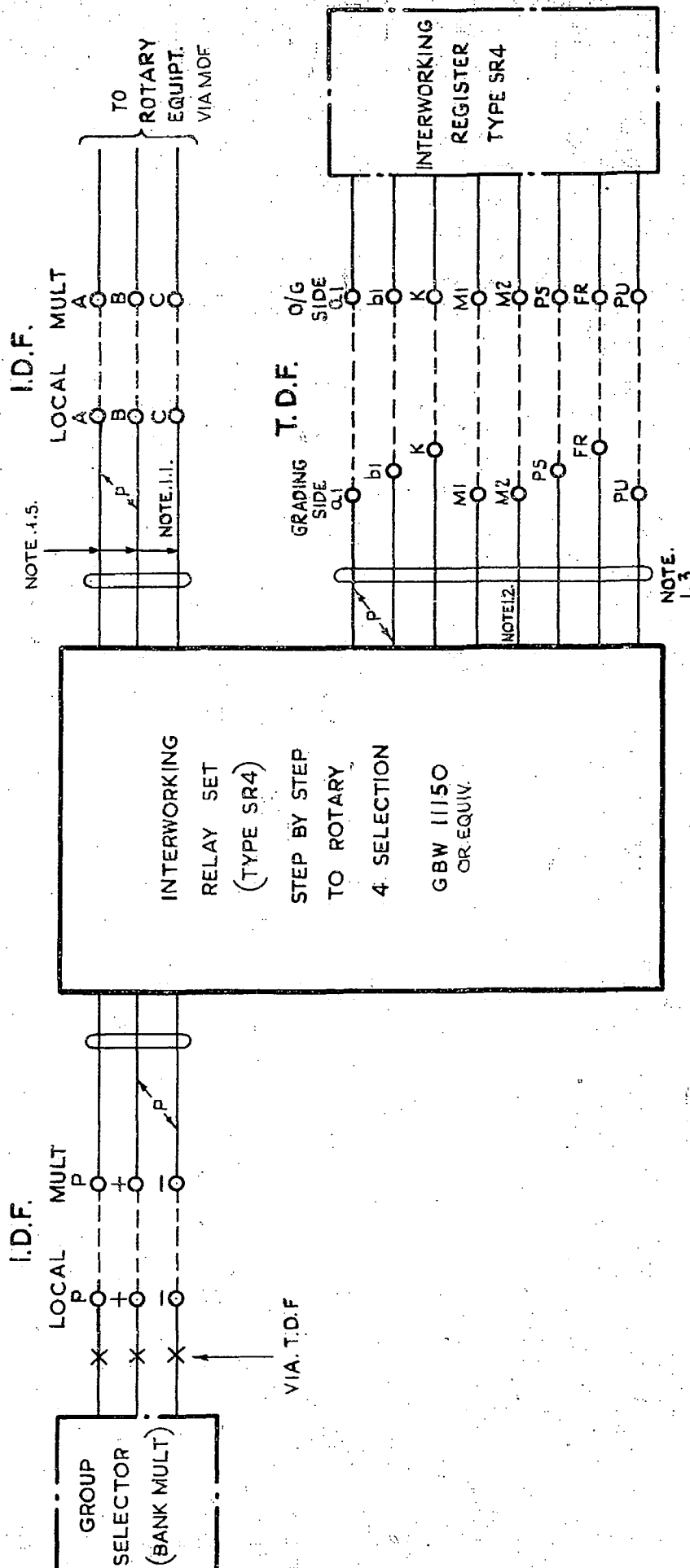


FIG A CIRCUIT CONNECTED VIA I.D.F.



NOTES:

1. C LEAD ONLY REQUIRED WHEN WORKING INTO LOCAL 7A GROUP SELECTOR
2. M2 LEAD ONLY REQUIRED WHEN RELAY SET IS CONNECTED TO REGISTER WITH SPECIAL SERVICE SELECTION.
3. WHEN FULL AVAILABILITY TO I/W REGISTERS IS SPECIFIED, THESE LEADS ARE CABLED DIRECT AND NOT VIA T.D.F.
4. AT SOME EXCHANGES THESE BLOCKS ARE 3 X 20
5. FOR NEW WORK THESE LEADS ARE TO BE CABLED DIRECT TO THE M.D.F.

WAS SHEET 1 OF 2	(72822)	4	2.6.67	AMB
NOTE 1.5 GBX 11151 ADDED	(69380)	3	1.11.60.	DBH
BLOCKS WERE SHOWN AS 3X20. NOTE 4 ADDED (31667)		2	5.5.54	CLW
		1	17.8.50	V/R


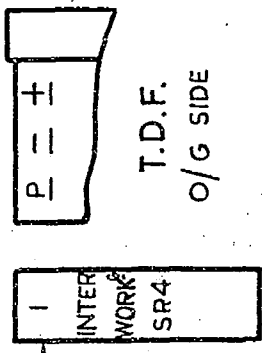

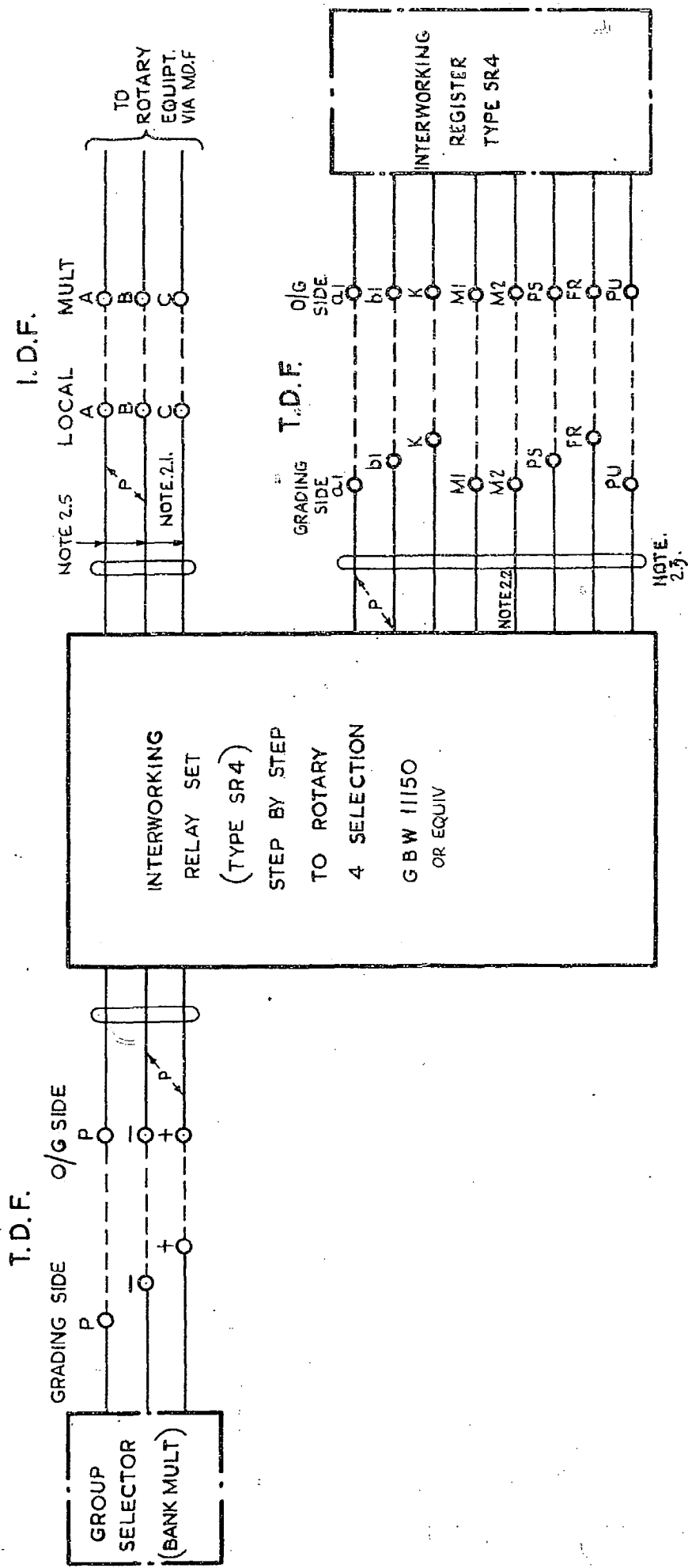
INTERWORKING RELAY SET (TYPE SR4) STEP BY STEP TO ROTARY 4 SELECTION

AMENDMENT PARTICULARS	ISSUE	DATE	APPD	E
-----------------------	-------	------	------	---

GBX 11150 SHT 1-4
11151

N.Z. P.O.	DRAWN	CHECKED	WIRED	ENGINEER
-----------	-------	---------	-------	----------

FIG B CIRCUIT CONNECTED VIA T.D.F.



NOTE 2.4.
 2.5. FOR NEW WORK THESE LEADS ARE TO BE CABLED DIRECT TO THE M.D.F.

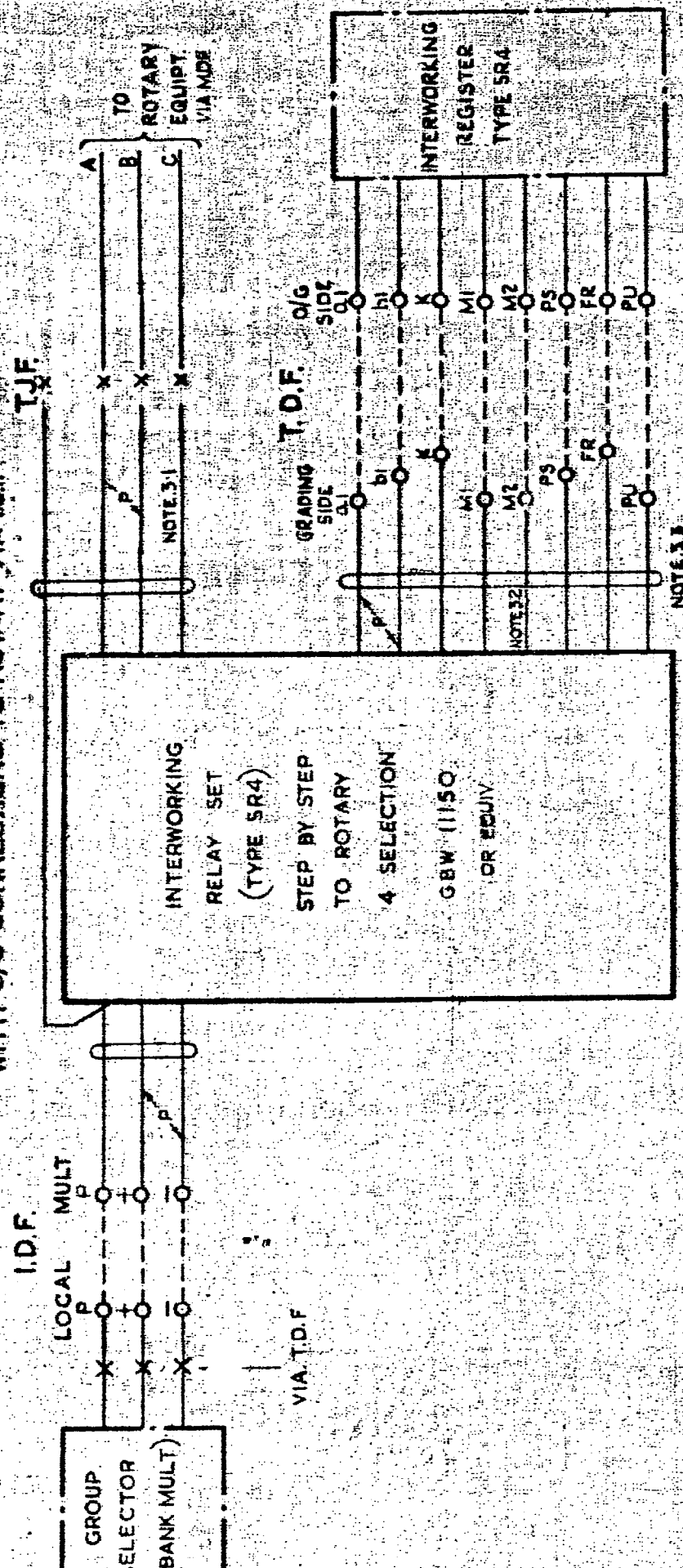
NOTE 2.3.
 WHEN FULL AVAILABILITY TO I/W REGISTERS IS SPECIFIED, THESE LEADS ARE CABLED DIRECT AND NOT VIA I.D.F.

NOTE 2.4.
 AT SOME EXCHANGES THESE BLOCKS ARE 3 X 20

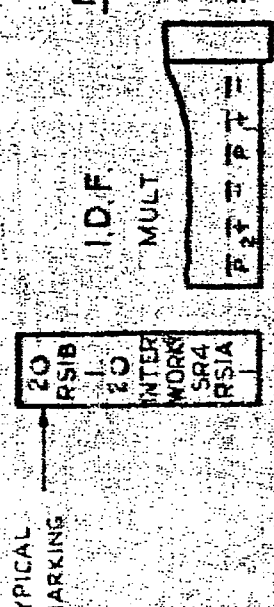
WAS SHEET 2-2 (72822) 4 2-6-67 <i>DBB</i>				
NOTE 2.5 AND GBX 11151 ADDED (69380) 3 1-11-63 <i>DBB</i>				
I.D.F. BLOCK WAS SHOWN AS 3x20 NOTE.4. ADDED. (31667) 2 5-5-54 <i>WJ</i>				
1 17-8-50 <i>WJ</i>				
AMENDMENT PARTICULARS		ISSUE	DATE	APPD
NZ. P.O.	DRWN	CHECKED	WIRED	ENGR ^{NS}

INTERWORKING RELAY SET (TYPE SR4)
 STEP BY STEP TO ROTARY 4 SELECTION
 GBX 11150 11151 SHT. 2-4

FIG. C. CIRCUIT CONNECTED VIA I.D.F. WITH O/G CONNECTIONS TO ROTARY VIA T.J.F.



- NOTES:**
- 3.1 C LEAD ONLY REQUIRED WHEN WORKING INTO LOCAL 7A GROUP SELECTOR
 - 3.2 M2 LEAD ONLY REQUIRED WHEN RELAY SET IS CONNECTED TO REGISTER WITH SPECIAL SERVICE SELECTION
 - 3.3 WHEN FULL AVAILABILITY TO T/M REGISTERS IS SPECIFIED, THESE LEADS ARE CABLED DIRECT AND NOT VIA T.D.F.

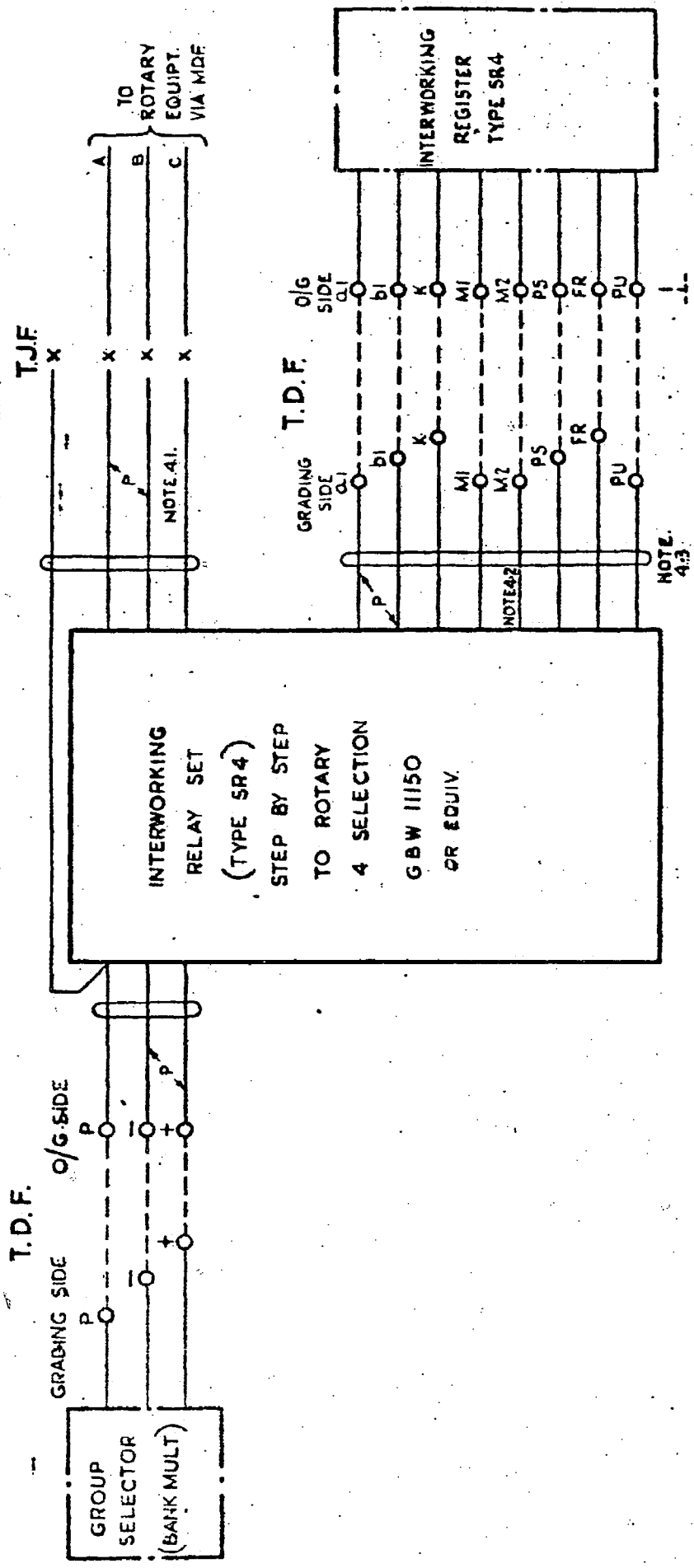


INTERWORKING RELAY SET
(TYPE SR4)
STEP BY STEP TO ROTARY
4 SELECTION

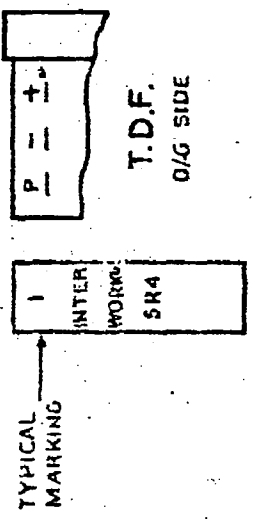
GBX 11150
11151

AMENDMENT PARTICULARS	(72822)	4	2-6-67	R/S
	13281		CAT: App	

FIG D CIRCUIT CONNECTED VIA T.D.F. WITH O/G CONNECTIONS TO ROTARY VIA T.J.F.



- NOTES:**
- 4-1 C LEAD ONLY REQUIRED WHEN WORKING INTO LOCAL 7A GROUP SELECTOR
 - 4-2 M2 LEAD ONLY REQUIRED WHEN RELAY SET IS CONNECTED TO REGISTER WITH SPECIAL SERVICE SELECTION
 - 4-3 WHEN FULL AVAILABILITY TO I/W REGISTERS IS SPECIFIED, THESE LEADS ARE CABLED DIRECT AND NOT VIA T.D.F.



INTERWORKING RELAY SET (TYPE SR4)
 STEP BY STEP TO ROTARY
 4 SELECTION

GBX 11150
 11151

AMENDMENT PARTICULARS		(72822)	4	2-6-67	8/15
NZPO					