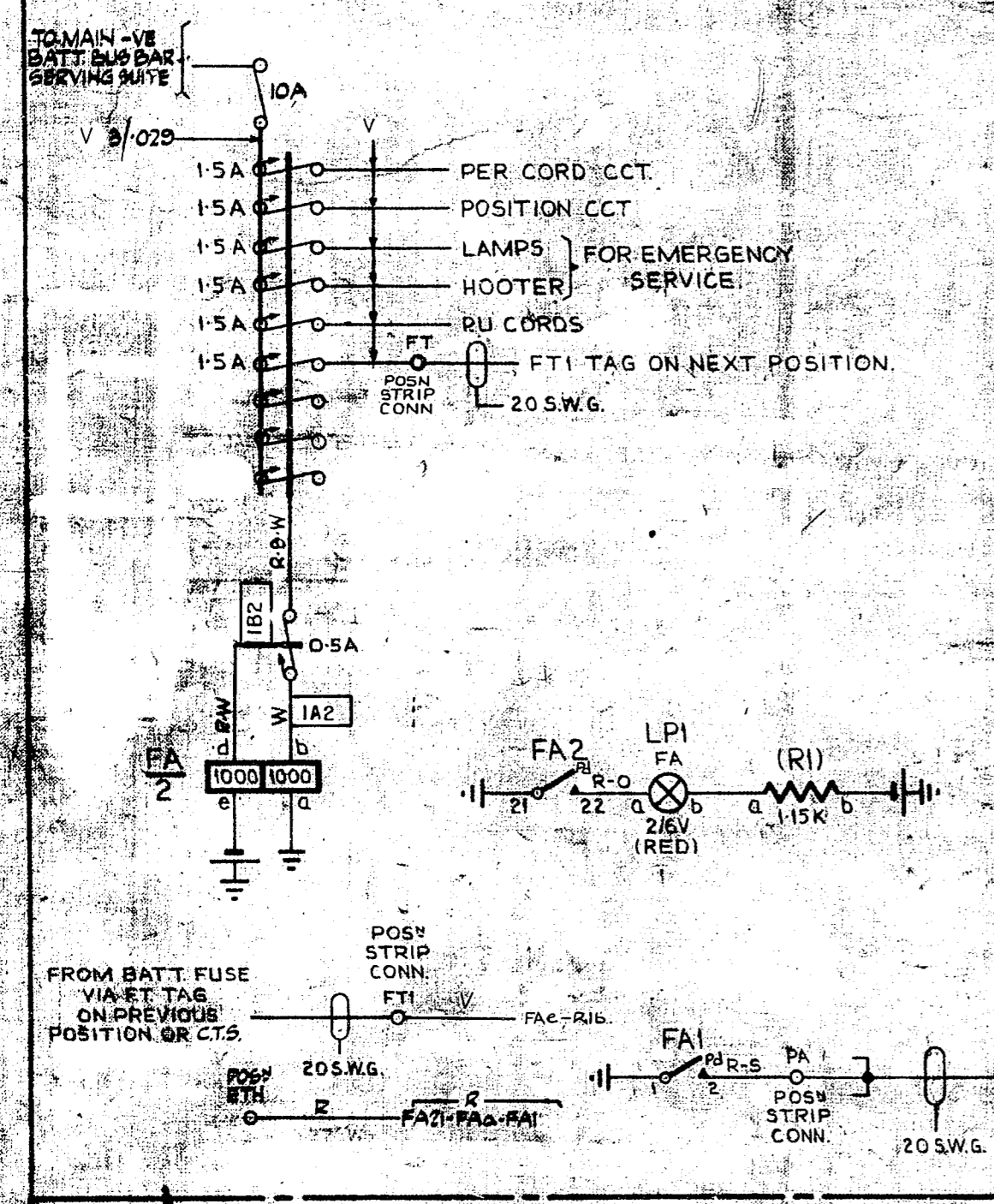


FIG. 1 FUSE ALARM MANUAL BOARD 1 PER POSITION.



- NOTES:-
1. ALL WIRING TO BE 22 S.W.G. UNLESS OTHERWISE SPECIFIED. PLATE WIRING TO BE 25 S.W.G.
 2. WHEN SWITCHING OF MULT. ANS. EQUIPMENT IS REQUIRED USE CONNS. 1 WHEN SUCH SWITCHING IS NOT REQUIRED USE CONNS. 2-2-2
 3. ON SOME EARLY EQUIPMENT BATTERY WIRING IS BK.
 4. ON SOME EARLY EQUIPMENT LAMP LP2 IS 12/50V.

FIG. 2 FUSE ALARM AND NIGHT ALARM C.T.S. GBW 11300 FIG. 2A

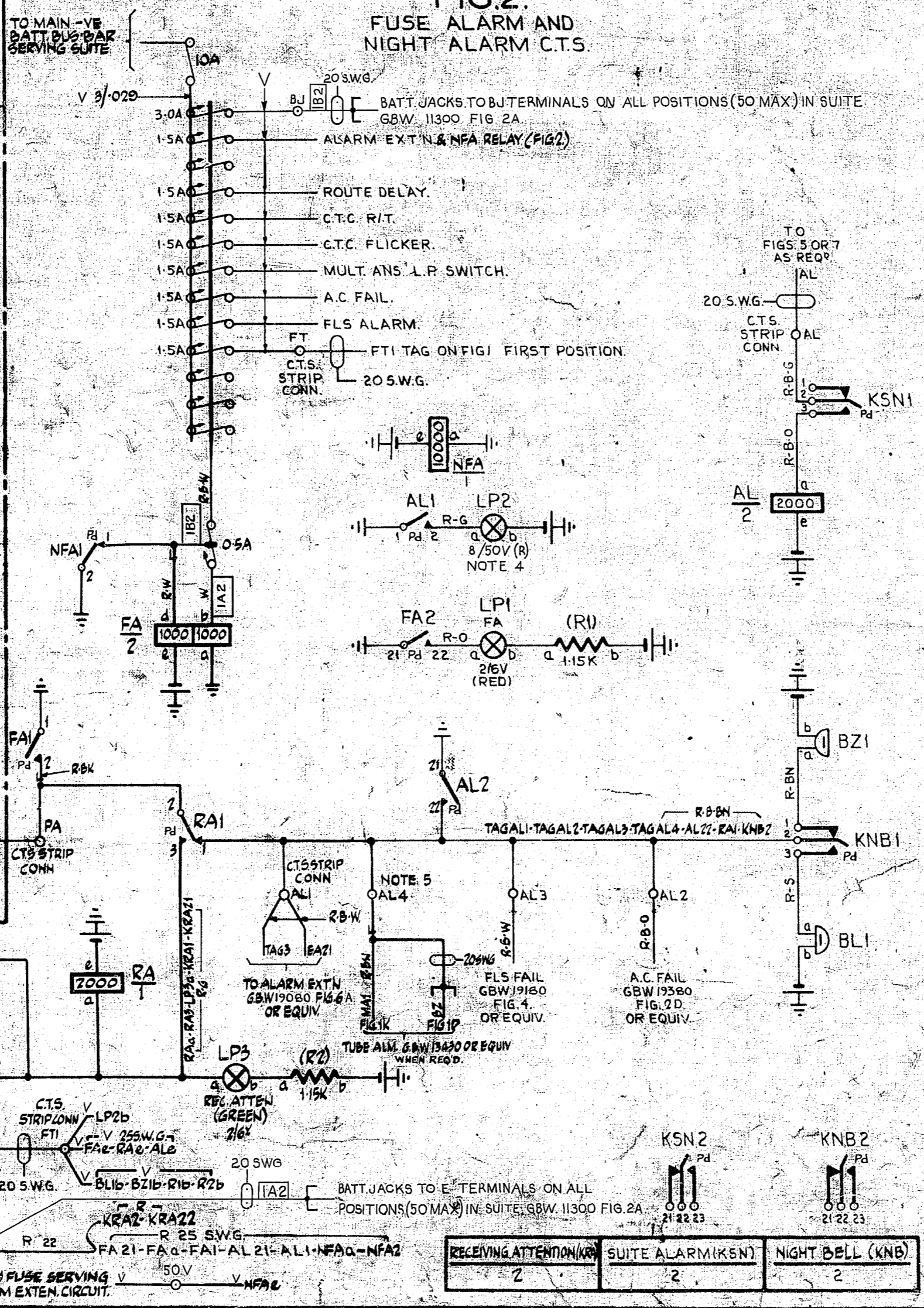


FIG. 3 L.C. LAMP RELAY CONTACTS 1 PER 20 CCTS.

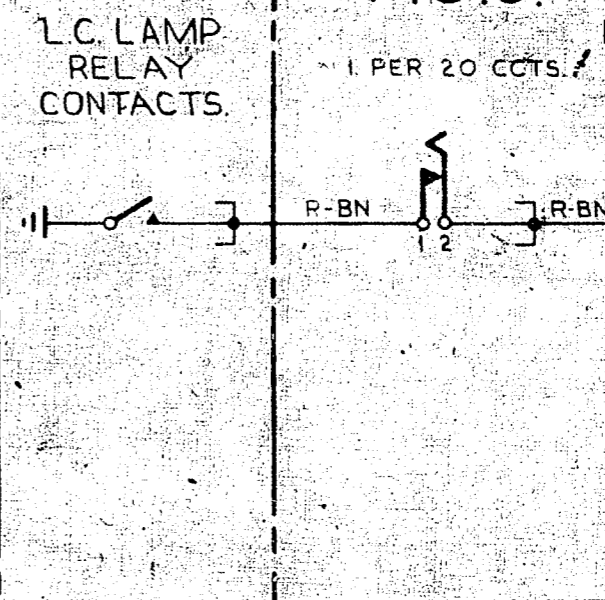


FIG. 4 LAMP RELAY RACK 1 PER SHELF

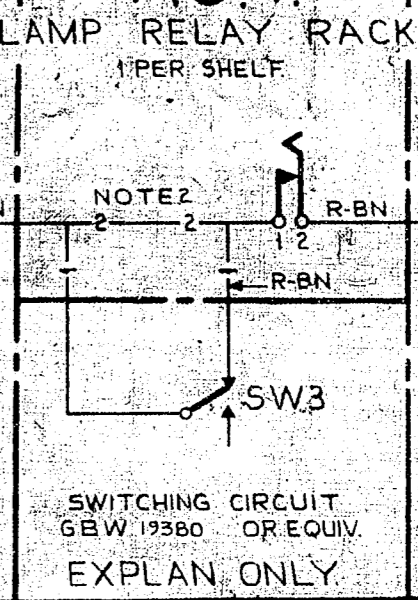


FIG. 5 LAMP RELAY RACK 1 PER RACK

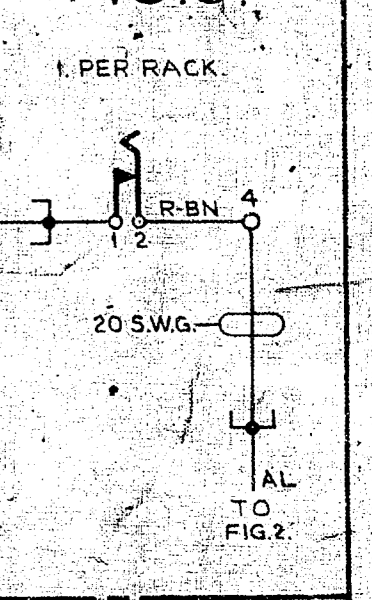


FIG. 6 LAMP RELAY RACK 1 PER 20 CCTS.

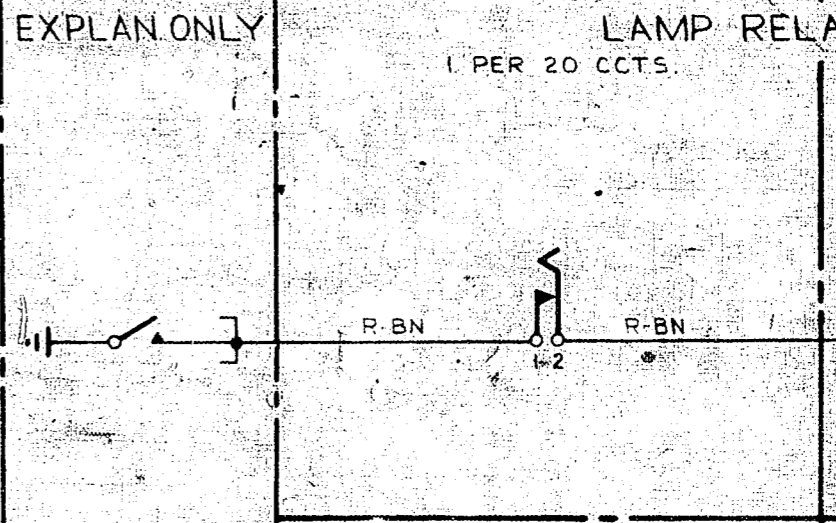


FIG. 7 LAMP RELAY RACK 1 PER RACK

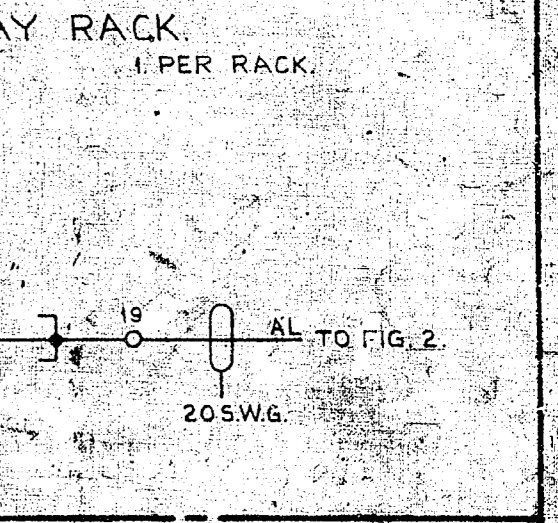


FIG. 9 LAMP RELAY RACK 1 PER 20 CCTS.

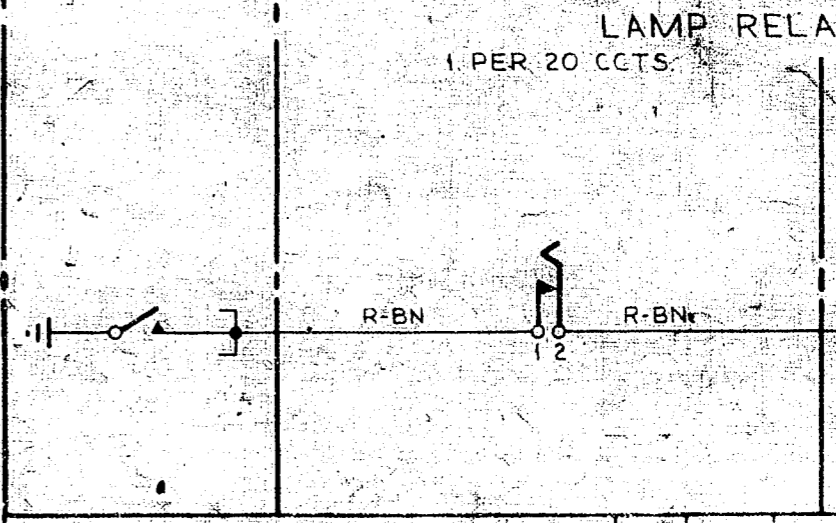
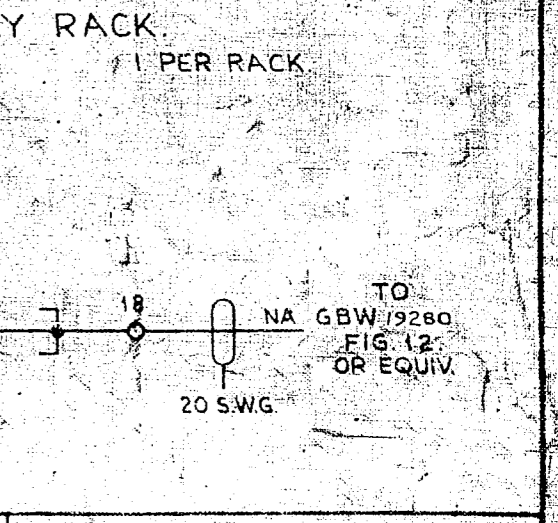


FIG. 8 LAMP RELAY RACK 1 PER RACK



MANUAL BOARD AND C.T.S. NIGHT ALARM AND FUSE ALARM ARRANGEMENTS S.C.S. (GEO-THERMAL AREAS)				
AMENDMENT PARTICULARS	ISSUE	DATE	APPD	REF: GBW 161-40
NOTE 4 ADDED.	(8109)	5	23-3-71	B.S.H.
FIG. 2 CONNECTIONS TO BATTERY JACKS CLARIFIED.	(8109)	4	23-3-71	
BATT. JACK FUSE TRANSFERRED FROM FIG. 2.	(8109)	3	23-3-71	
BATT. JACK FUSE WAS IN FIG. 2. NOTE 3 ADDED.	(8109)	2	23-3-71	
	(56973)	1	3-3-67	GBS.

RECEIVING ATTENTION (KRA)	SUITE ALARM (KSN)	NIGHT BELL (KNB)
2	2	2

N.Z.P.O.	DRAWN	CHECKED	WIRING CIRCUIT	GBW 19340
----------	-------	---------	----------------	-----------