

Centimetres 0 5 10 15 20 25 30 35 40 45 50 55 60

FIG. 2.
B/W LINE RELAYS
M.A.R.
NOTE. 3

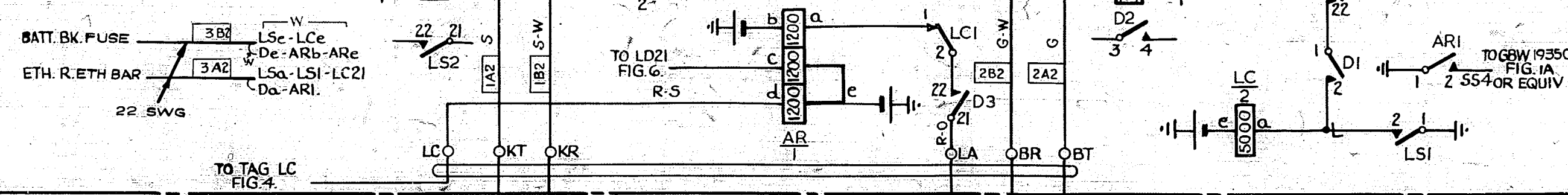


FIG. 1.
B/W LINE TO EXCH
SUPT. OR ASST. SUPERS. TELE.
NOTE. 4.

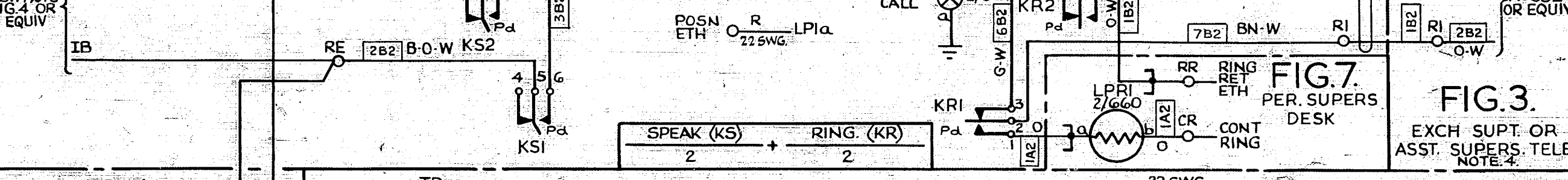


FIG. 4.
B/W TO DIRECTORY
SERVICE DESK
NOTE. 4.

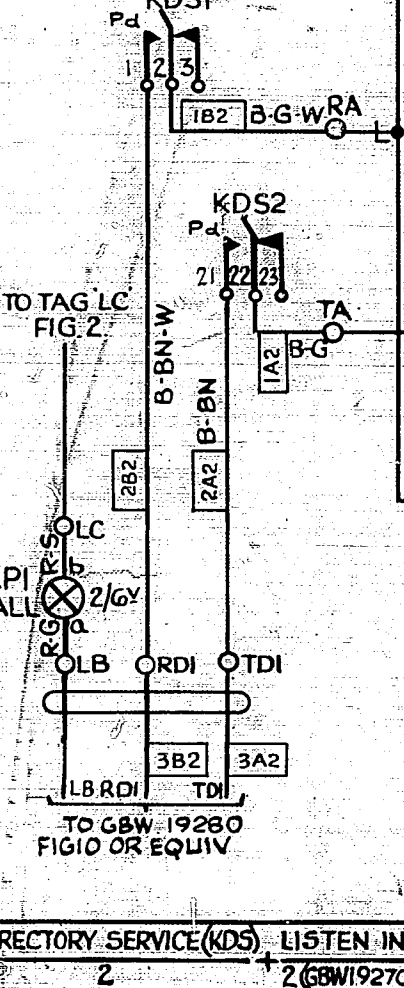
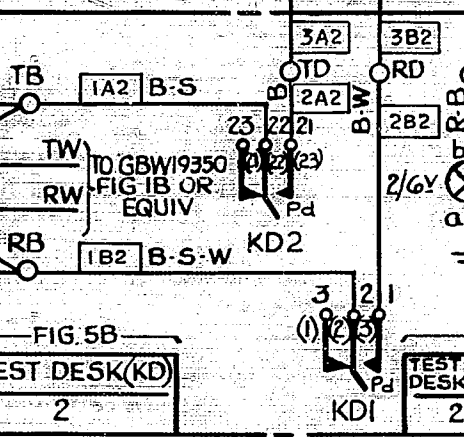


FIG. 6.
B/W TEST DESKS
M.A.R.
NOTE. 3.



FIGS. 5A & 5B
B/W LINES TO
TEST DESKS
NOTES 4 & 5

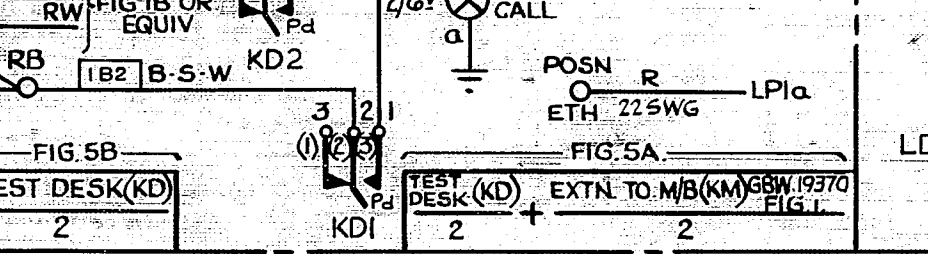


FIG. 7.
PER. SUPERS.
DESK

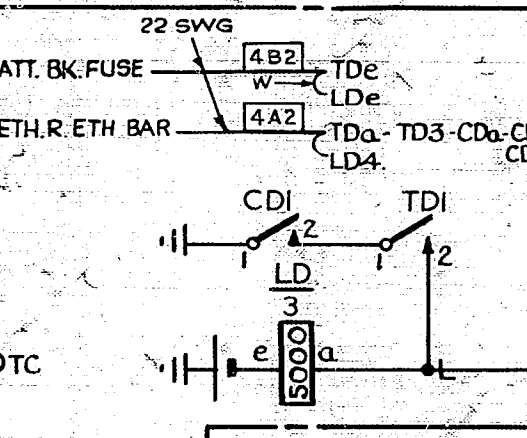


FIG. 3.
EXCH SUPT. OR
ASST. SUPERS. TELE.
NOTE. 4.

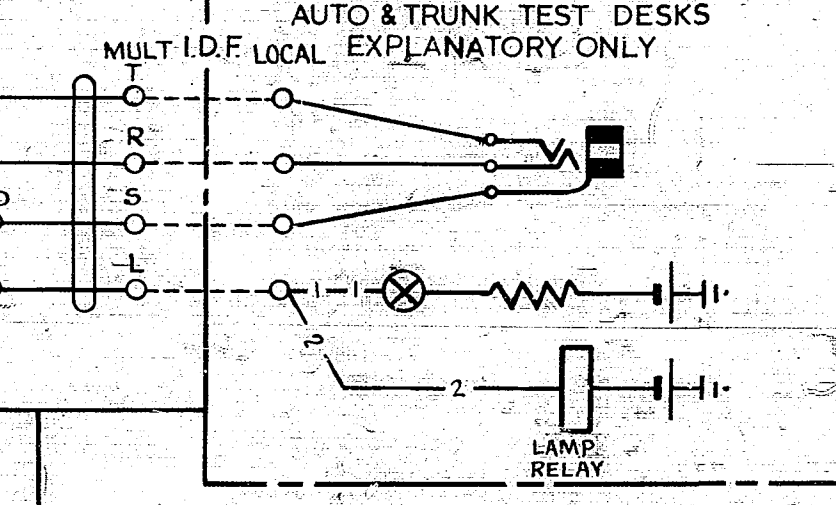


FIG. 9.
B/W LINE RELAYS M.A.R.

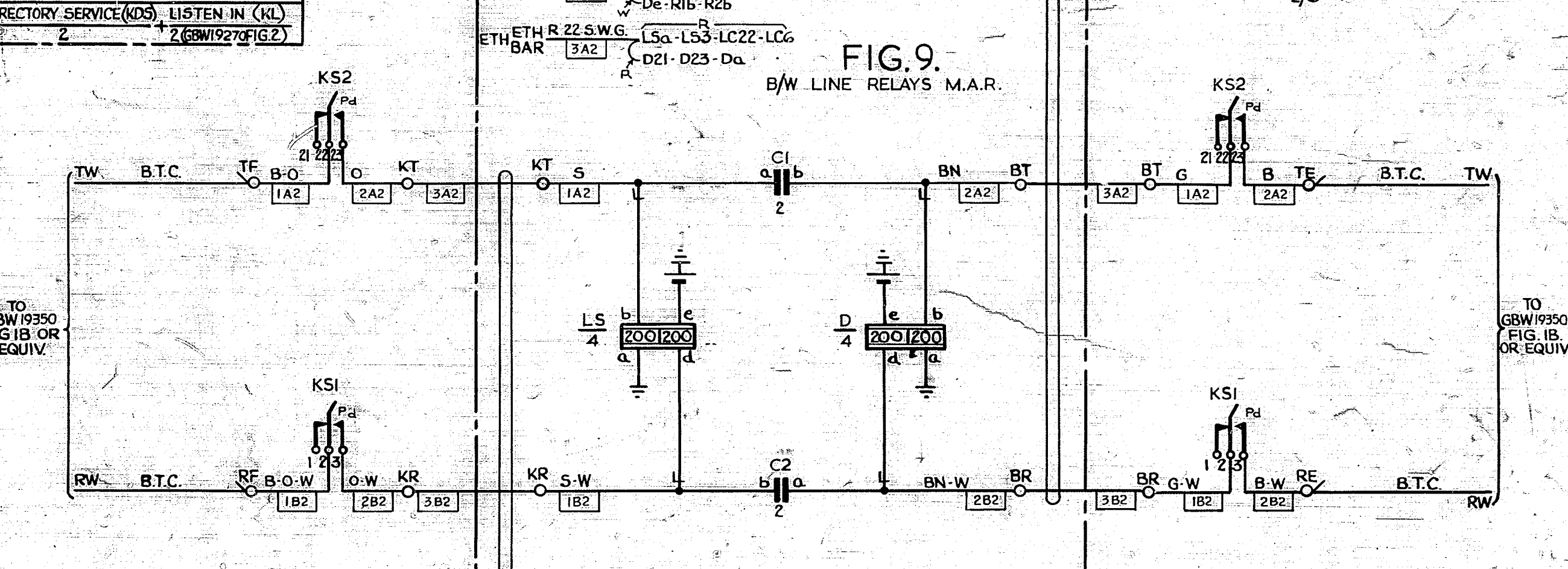


FIG. 8.
CHIEF OR TRAFFIC SUPVR'S DESK
B/W LINE TO ASSIST. SUPVR'S DESK

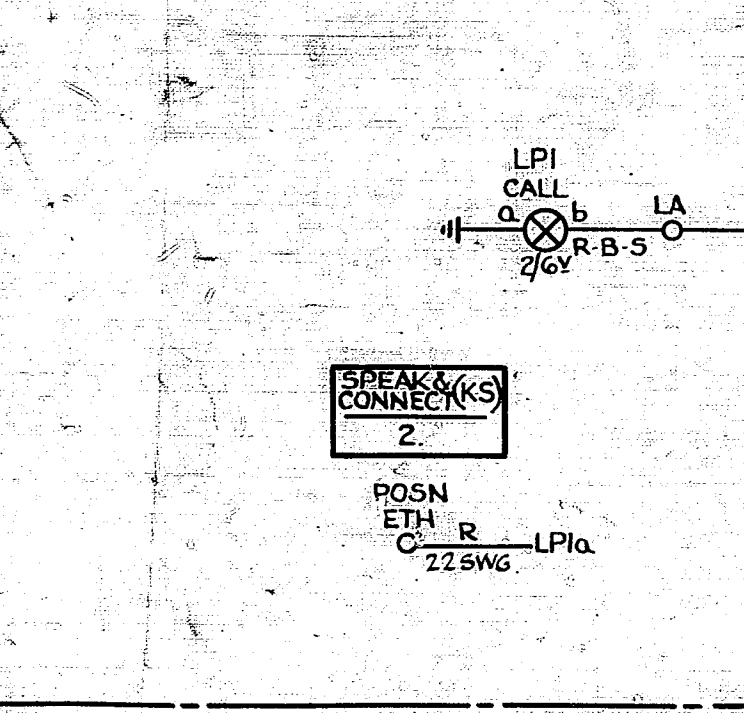



FIG. 10.
ASSIST SUPVR'S DESK
B/W LINE TO CHIEF OR TRAFFIC
SUPVR'S DESK



- NOTES:-**
1. USE:- FIG. 2-1.5A PER CCT
FIG. 6-1.5A PER CCT
FIG. 9-1.5A PER CCT
 2. ALL WIRING TO BE 25SWG. UNLESS OTHERWISE SPECIFIED.
 3. IN FIGS. 2, 6 & 9 ALL TAGS ARE ON M.A.R. STRIP CONN. UNLESS OTHERWISE SPECIFIED
 4. IN FIGS. 1, 3, 4, 5, 8 & 10 ALL TAGS ARE ON POSN. STRIP CONN. UNLESS OTHERWISE SPECIFIED.
 5. KEY-SPRING NUMBERS SHOWN THUS (21) REFER TO FIG. 5B ONLY.

BOTHWAY LINES SUPERVISORS DESK TO OTHER DESKS (GEO-THERMAL AREAS)		(58280)	10-2-57	4/13		
AMENDMENT PARTICULARS		ISSUE DATE	APPD	REF. G.S. 3-14-4 (GBW 12880)	SOY	E
N.Z.P.O.		DRAWN	CHECKED	WIRING	CIRCUIT	GBW 19250
					SIZE	M