

FIG.1
TEST DESK-TEST POSITION
1 PER POSN PER TEST SELF

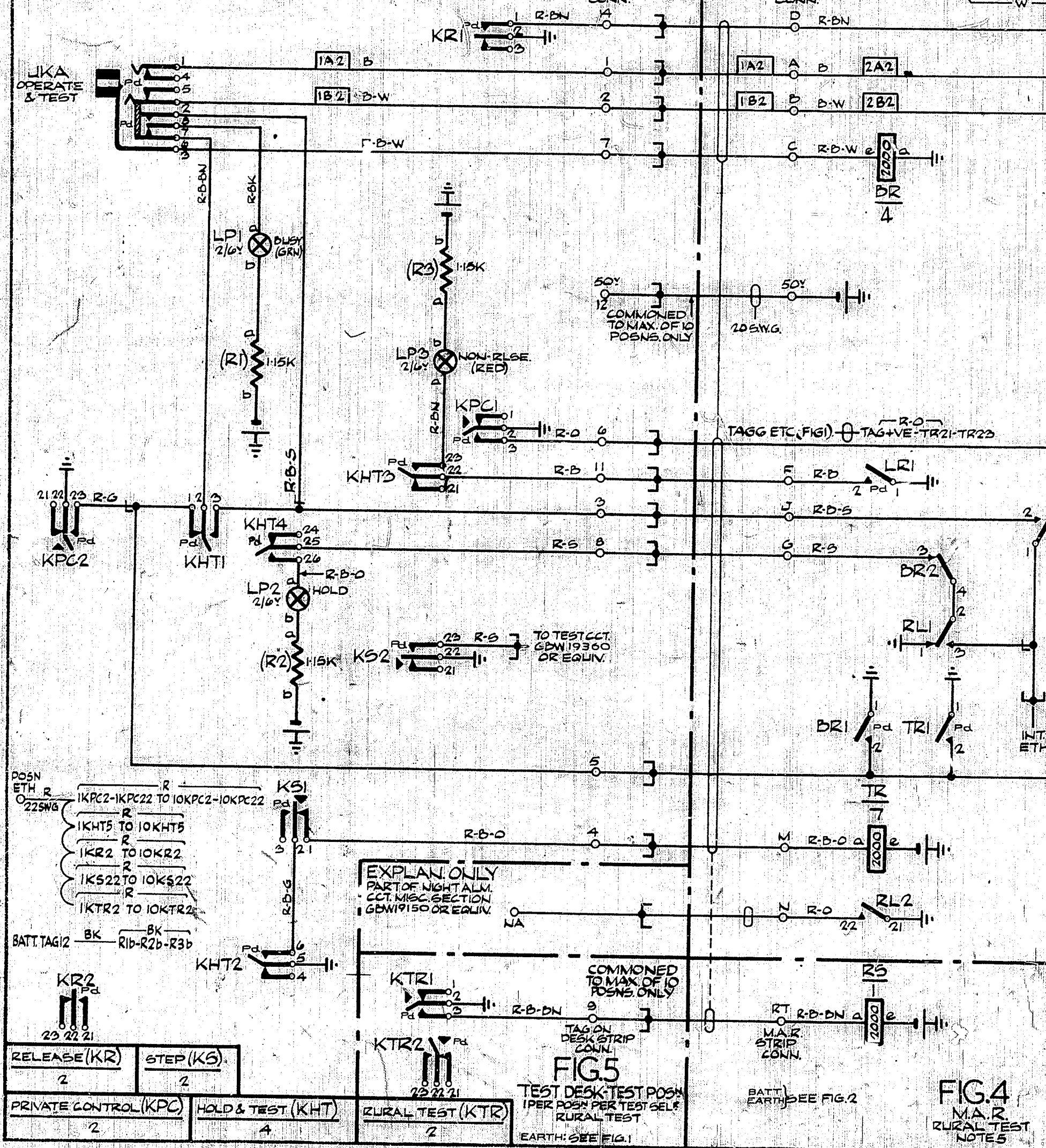


FIG.2
M.A.R.
1 PER TEST SELF

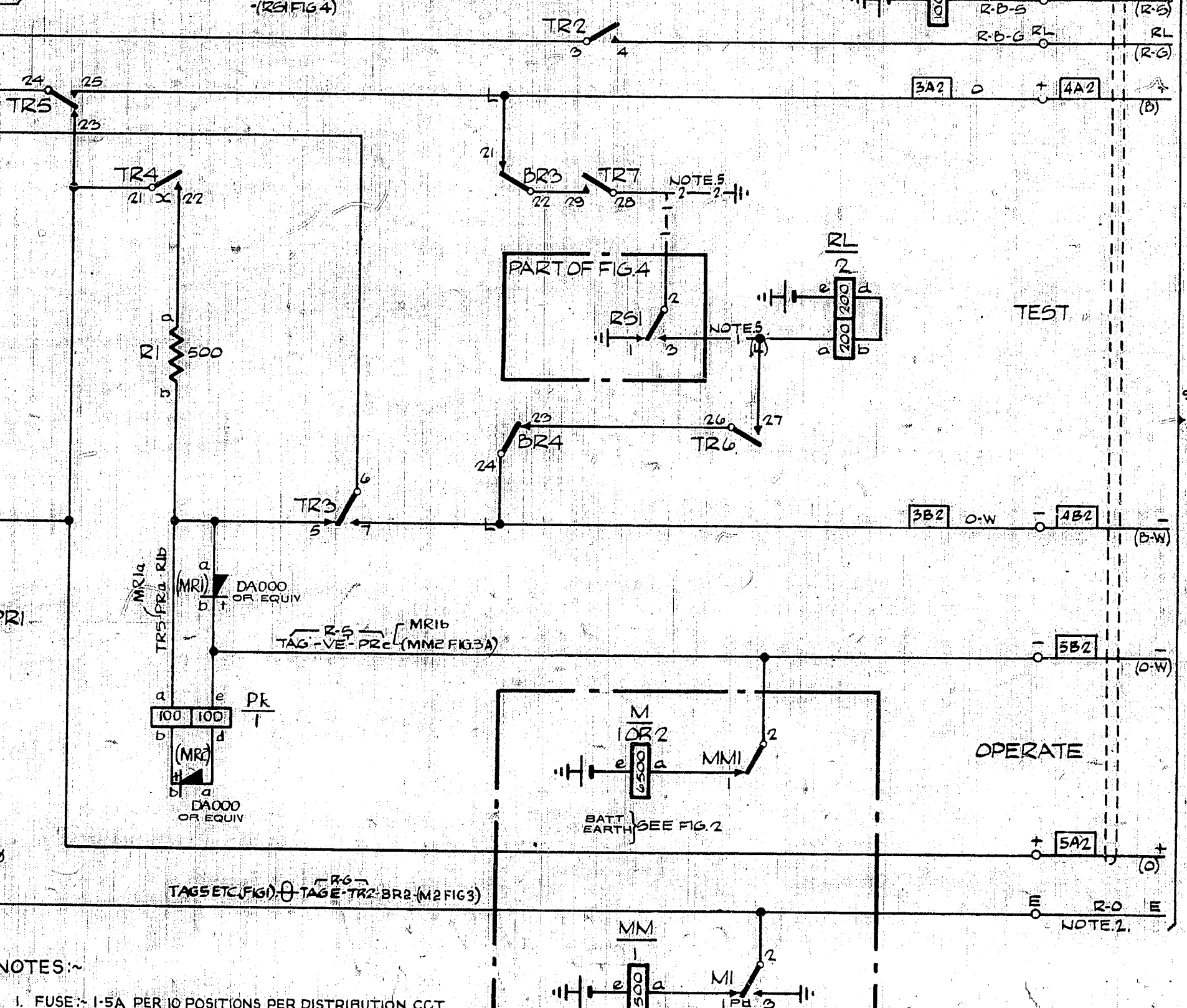


FIG.3A
M.A.R.
NOTE 6


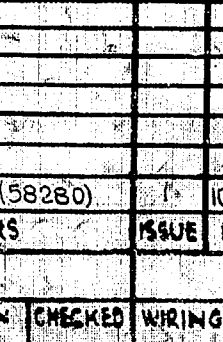


FIG.3B
M.A.R. NOTE 6



TO TEST SELECTOR DIRECT OR TO SWITCHING CONTROL CIRCUIT OR TO JUNCTION TO REMOTE EXCHANGE VIA M.D.F.(EXCH) DIRECT

EXPLAN. ONLY
PART OF NIGHT ALM.
CCT. MISC. SECTION
GBW19150 OR EQUIV.

FIG.5
TEST DESK-TEST POSN
1 PER POSN PER TEST SELF
RURAL TEST
EARTH: SEE FIG.1

FIG.4
M.A.R.
RURAL TEST
NOTES

TEST DESK LINES
TO TEST SELECTOR
(GEO-THERMAL AREAS)

AMENDMENT PARTICULARS		ISSUE DATE	APP'D	REF: GBW 11432	SIZE M 56V E
		10.2.67	8/8		
N.Z.P.O.		DRAWN	CHECKED	WIRING CIRCUIT	

GBW 19140

5 Centimetres 10

15 20 25

30