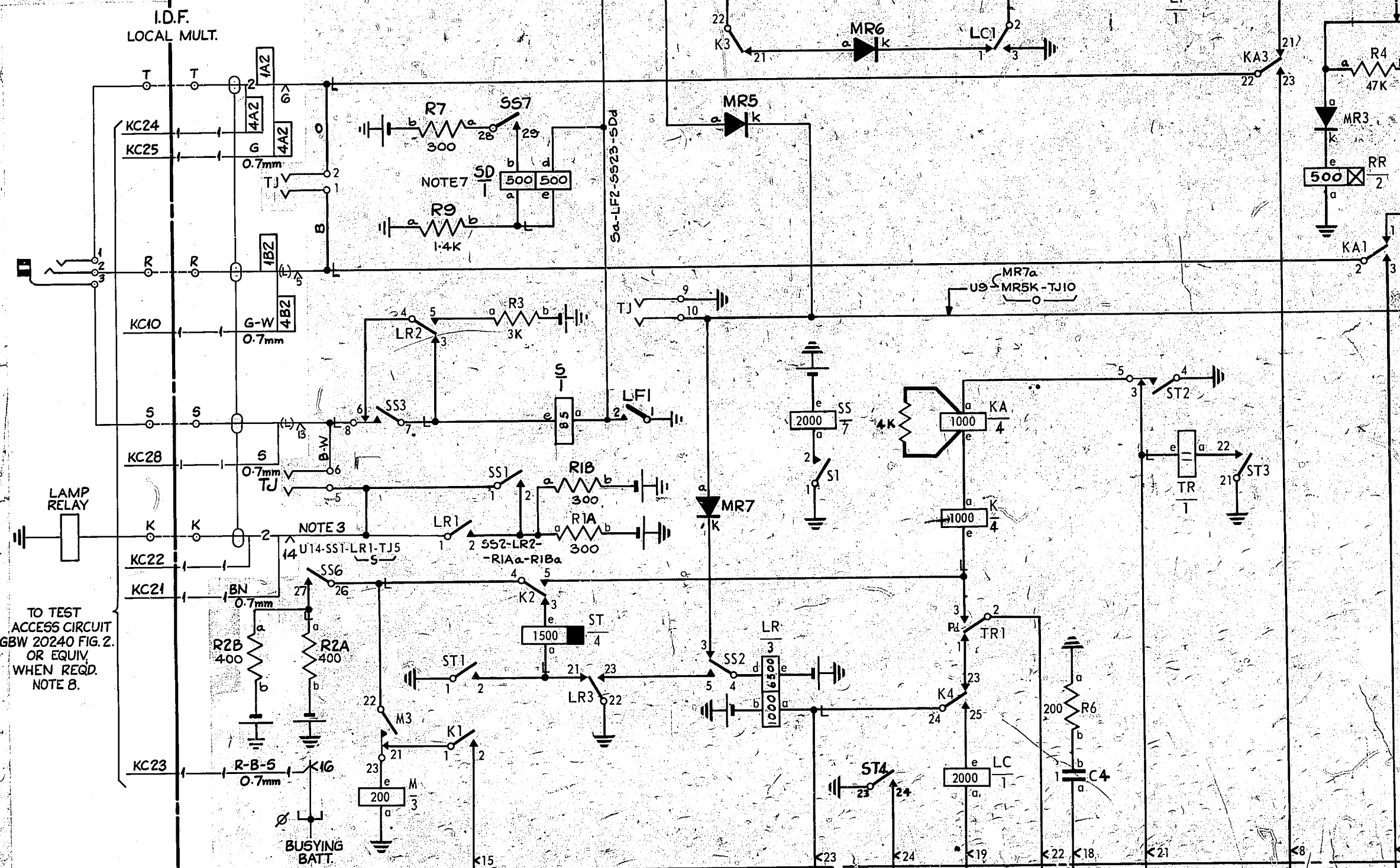


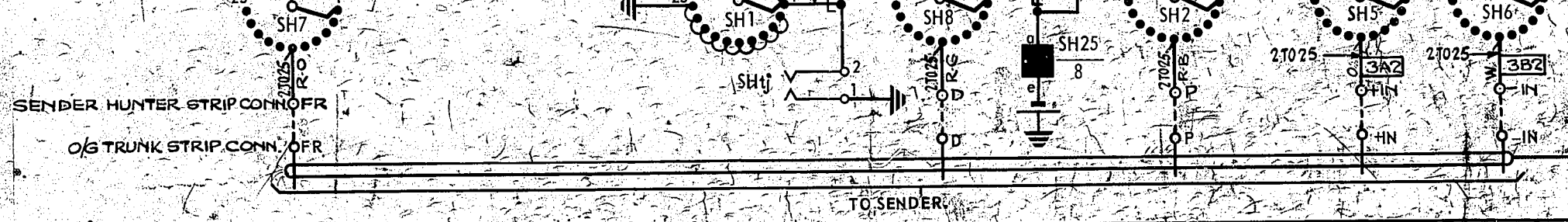
FIG.1. EXPLANATORY ONLY

FIG.2.



TO TEST ACCESS CIRCUIT GBW 20240 FIG. 2. OR EQUIV. WHEN REQD. NOTE 8.

FIG.3. SENDER HUNTER.

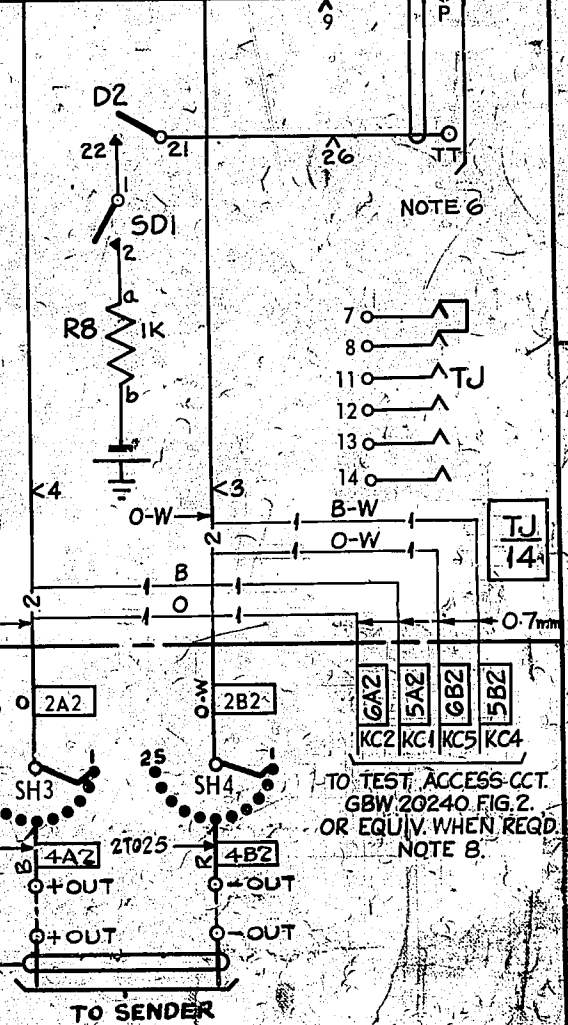


SENDER HUNTER STRIP CONN. OFFR
O/G TRUNK STRIP CONN. OFFR

BATT FUSE **3B2** V. 0.7mm U12
 ETH. ETH BAR **3A2** R. 0.7mm U11

BATT.V.: U12-LFe-SSe-LRb-LRe-R2Ab-R2Bb-R3b-R7b-R8b
 -RIAb-RIBb
 ETH.R.: U11-S1-LF1-SS24-LR22-RR21-RRa-RR1-Ma-ST21-ST23
 -ST1-ST4-LC3-R6a-R9a-TJ9

NOTES:
 1. FUSING: 1.5A PER CIRCUIT
 2. U25 TO BE STRAPPED TO U11 FOR UNDER 34b UNREPEATERED TRUNKS.
 3. IN ADDITION TO JACK POINTS 9 & 11, 14 & 16 ALSO MAKE CONTACT WHEN RELAY SET IS REMOVED.
 4. Ø FOR WIRING SEE ASSOCIATED COMMON SERVICES DIAGRAM. GBW 15890
 5. ALL WIRING TO BE 0.5mm UNLESS OTHERWISE SPECIFIED.
 6. WHEN USED WITH GBW16960 'P' & 'TT' WIRE JUMPERS TO BE OMITTED. SEE GBW16960.
 7. RELAY 'SD' IS DIFFERENTIALLY CONNECTED.
 8. CABLING SHOWN ONLY PROVIDED ON THE LATE CHOICE RELAY SET CHOSEN FOR TEST ACCESS (GBW 20240) AND WIRING SHOWN — 2 — DELETED.



CABLING SHOWN TO GBW 20240, NOTE 8 ADD. (2134)	4	10-8-72	B.S.H.
R1 & R2 CHANGED TO R1A, R1B & R2A, R2B RESPECTIVELY. NZ NOTE A DELETED (13B04)	3	20-10-70	R.W.
RELAYS S, SS & D CHANGED. RELAY 'SD' MR5, 6 & 7, 8 & 9 AND LEAD 'TT' ADDED. TITLE AMENDED (13G72)	2A	14-5-70	R.W.
	2	11-5-70	R.W.
	1		
AMENDMENT PARTICULARS	ISSUE	DATE	APPD
			REF.
SIZE: M 50			

SLEEVE CONTROL SYSTEM OUTGOING TO AUTO RELAY SET WITH SENDER HUNTER INTERNATIONAL EXCHANGE

GBW 16940

NZPO

DRAWN: CH/AVJ
CHKD: YEF
WIRING: EF
CIRCUIT: EF

