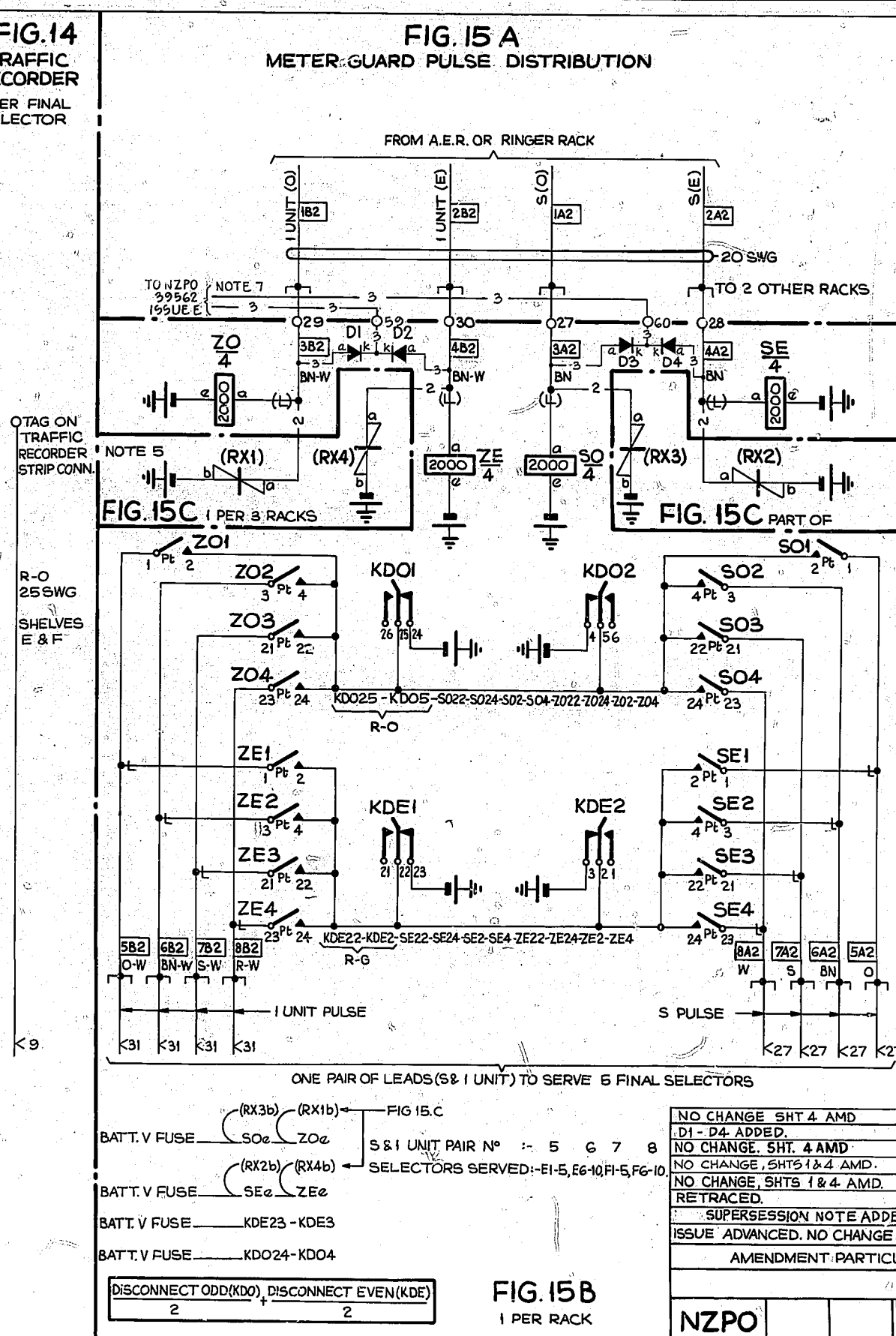
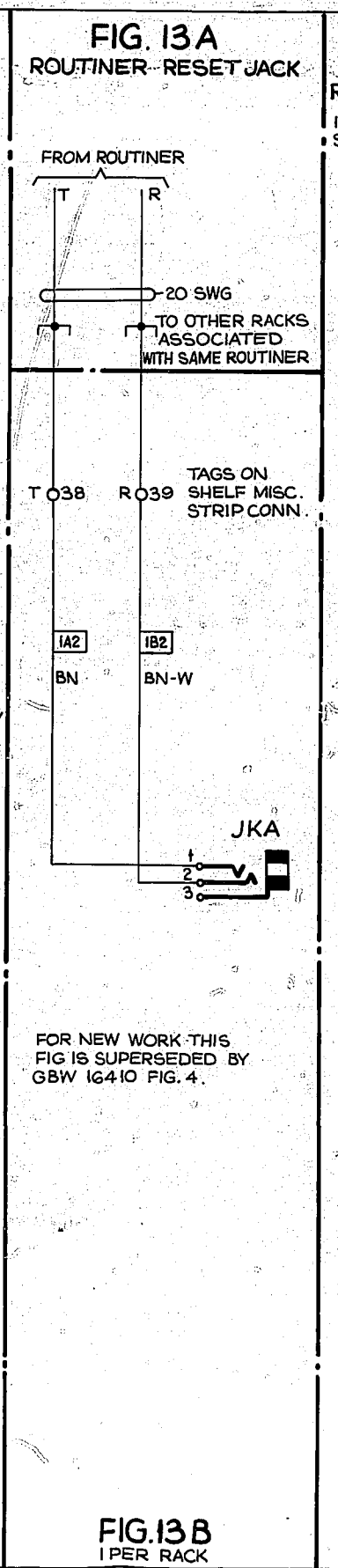
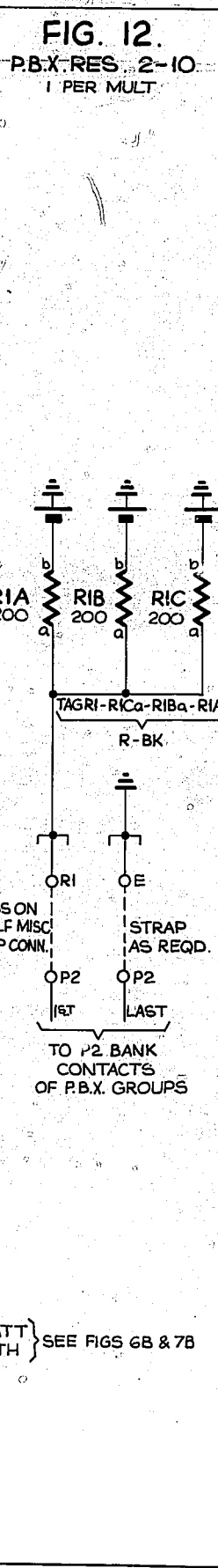



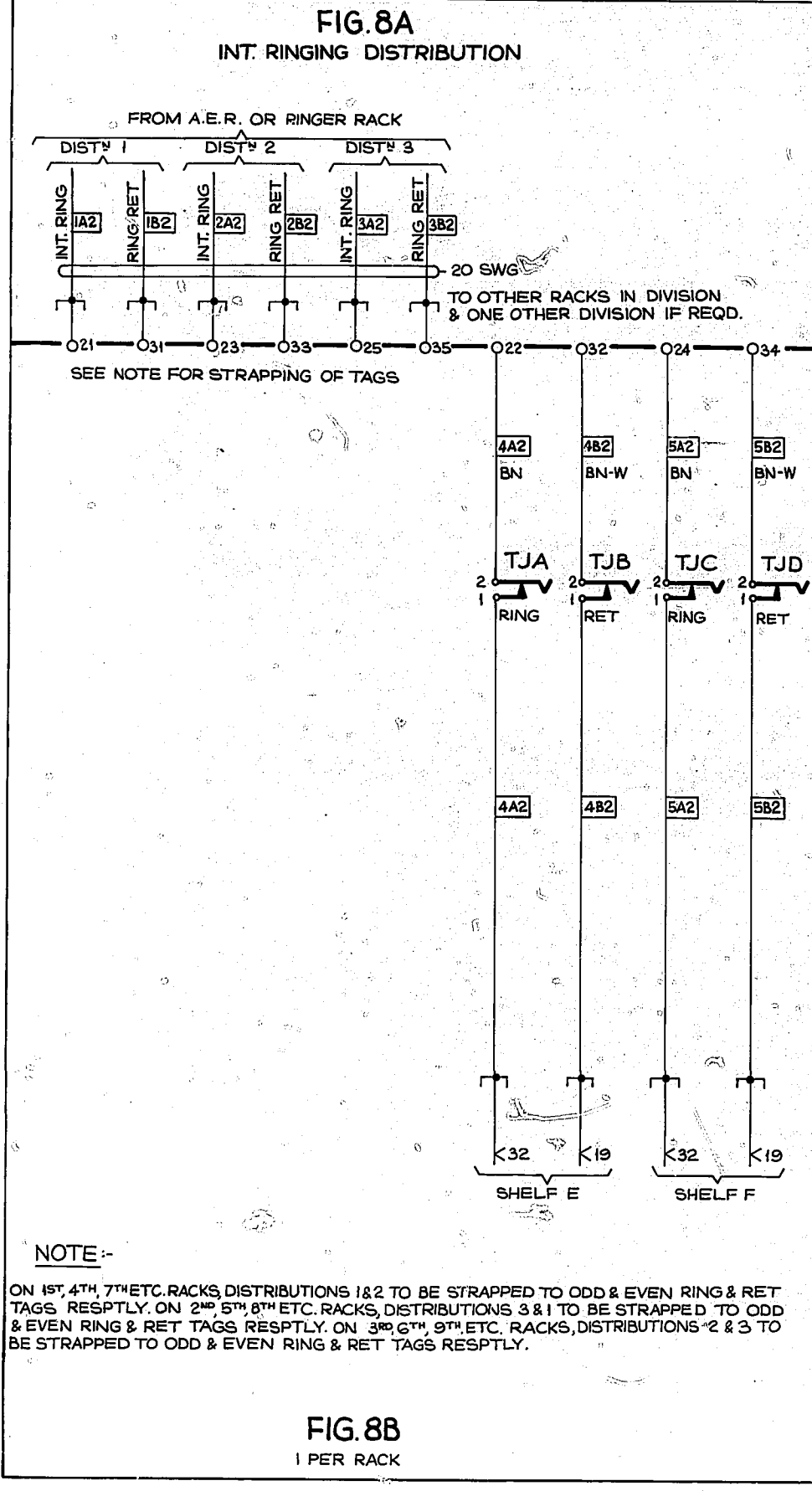


0
5 Centimetres
10
15
20
25
30



NO CHANGE SHT 4 AMD (38483)	5E	22-11-83	GCG
D1 - D4 ADDED. (38392)	5D	5-10-83	JR
NO CHANGE. SHT. 4 AMD (80806)	5C	17-1-83	JR
NO CHANGE, SHTS 1 & 4 AMD. (132507)	5B		ED.
NO CHANGE, SHTS 1 & 4 AMD. (55580)	5A		ED.
RETRACED. (52305)	5		ED.
SUPERSESSION NOTE ADDED (21855)	5	21-9-77	RW
ISSUE ADVANCED. NO CHANGE. (81781)	4	1-12-67	D.I.B
AMENDMENT PARTICULARS		ISSUE DATE	APPR
REF - ES 124		SIZE	L 50V C
NZPO		GBW 16400	
SHEET 2-4			

0
5 Centimeters
10
15
20
25
30


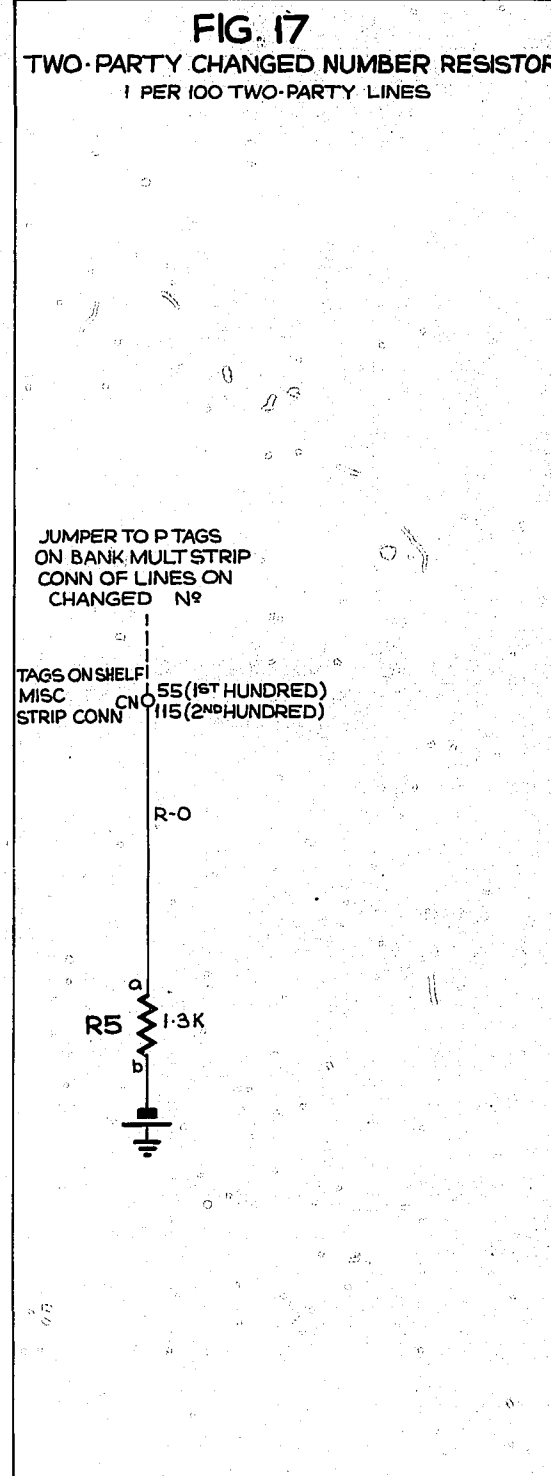


FIG. 18 B
1 PER RACK

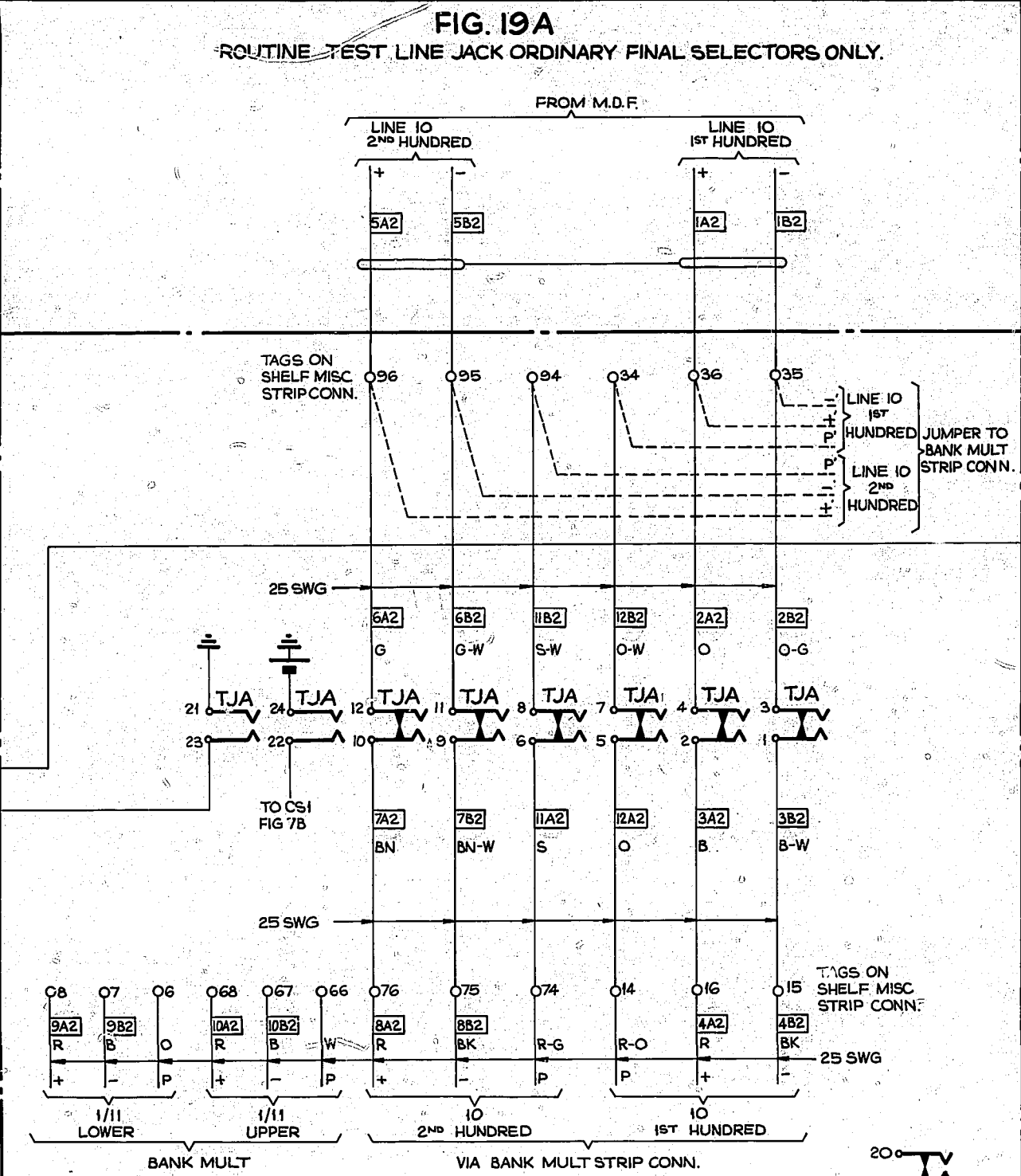


FIG. 19 B
1 PER RACK

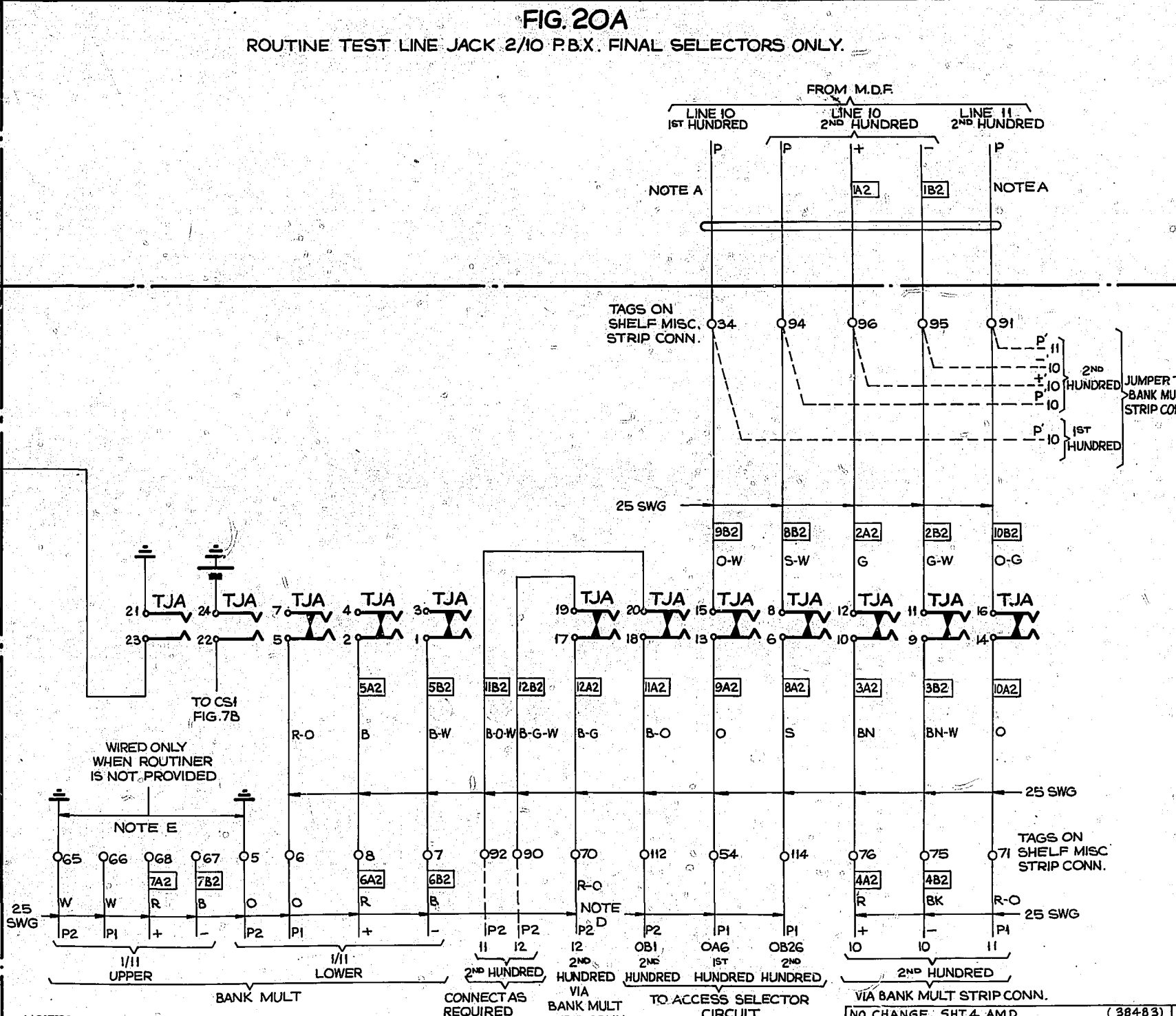


FIG. 20 B
1 PER RACK

NOTES:-

A. P LEADS ARE NOT REQUIRED AT EXCHANGES HAVING EITHER A RACK TYPE M.D.F. OR A FLOOR TYPE MDF FITTED WITH TEST JACKS N^o 32.

B. 10 P2 UPPER ON MULT STRIP CONN TO BE DISCONNECTED AS FOR INTERMEDIATE LINE.

C. 10 P2 LOWER ON MISC. STRIP CONN. TO BE CONNECTED TO P.B.X. RES. BATT AS FOR FIRST LINE.

D. FOR WIRING OF THESE LEADS SEE GBW 16410 OR EQUIV.

E. TERMINALS 5-8 AND 65-68 AND ASSOCIATED MULT CONNECTIONS ARE ALSO SHOWN ON GBW 16410 OR EQUIV.

CONNECT AS REQUIRED FOR NORMAL P.B.X. GROUP (SEE FIG. 12)

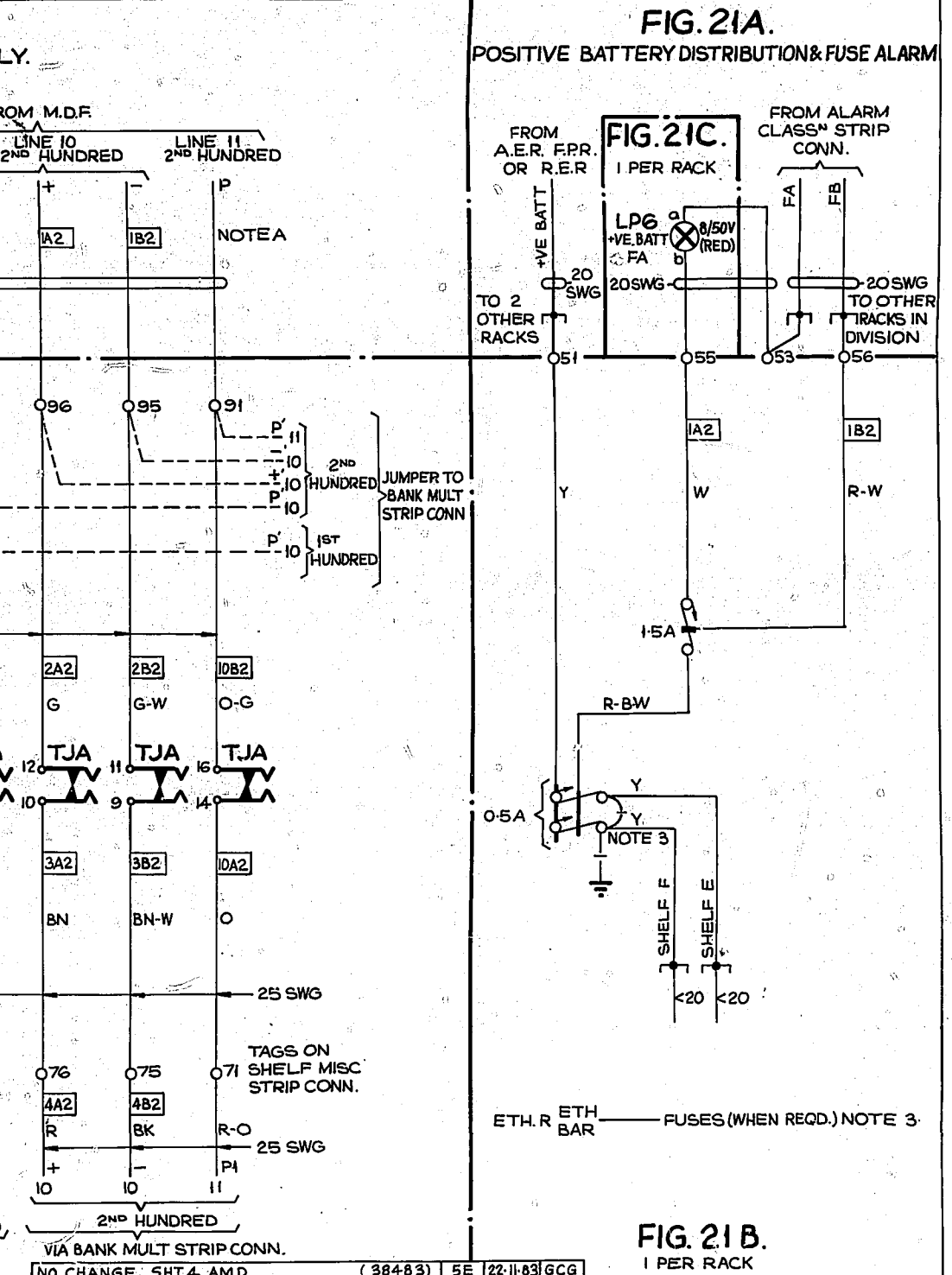
VIA BANK MULT STRIP CONN.

TO ACCESS SELECTOR CIRCUIT GBW 16410 OR EQUIV.

BATT } SEE FIGS 2 & 7B

ETH }

FIG. 20 B
1 PER RACK



VIA BANK MULT STRIP CONN.

NO CHANGE, SHT 4 AMD (38483)	5E	22-11-83	GCG
NO CHANGE, SHT 1 & 2 AMD (28293)	5D	5-10-83	JR
NO CHANGE, SHT. 4 AMD (80806)	5C	17-1-83	JR
NO CHANGE, SHTS 1 & 4 AMD (132567)	5B	11-12-79	RED.
NO CHANGE, SHTS 1 & 4 AMD (55580)	5A	20-1-76	CJW
RETRACED (52305)	5	11-1-77	RED.
FIG. 21A TO 2 OTHER RACKS ADDED. (21855)	5	2	
TAGS 58, 59 & 60 DEL. CONNECTIONS 1-1-AMD (81781)	4	3	

AMENDMENT PARTICULARS

ISSUE DATE

FIG. 21 B
1 PER RACK

RACK COMMON SERVICES
COMPOSITE UNISELECTOR
& FINAL SELECTOR RACKS
2000 TYPE

GBW 16400

SHEET 3-4

0
5
10
15
20
25
30
Centimetres

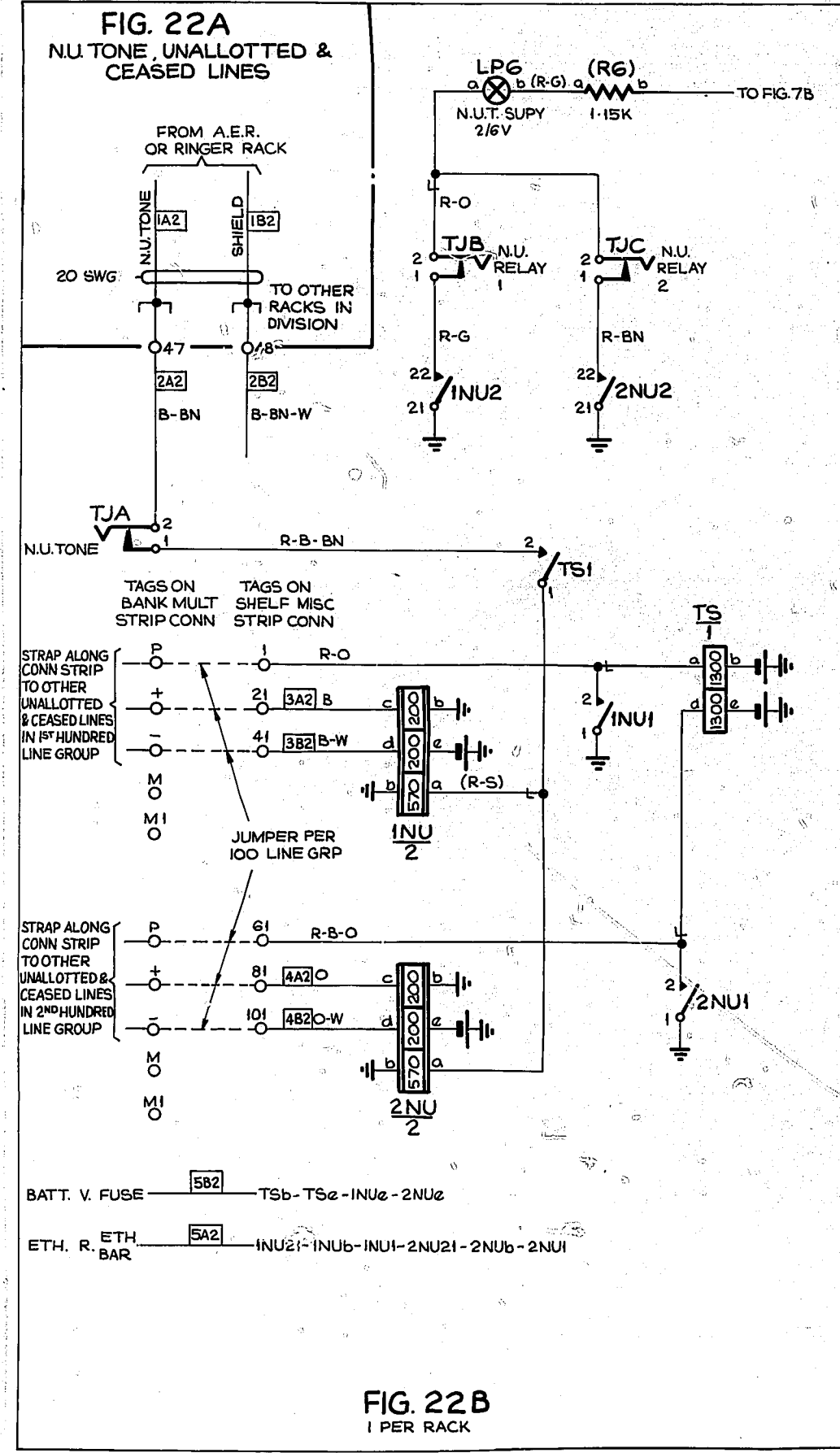


FIG. 22B
1 PER RACK

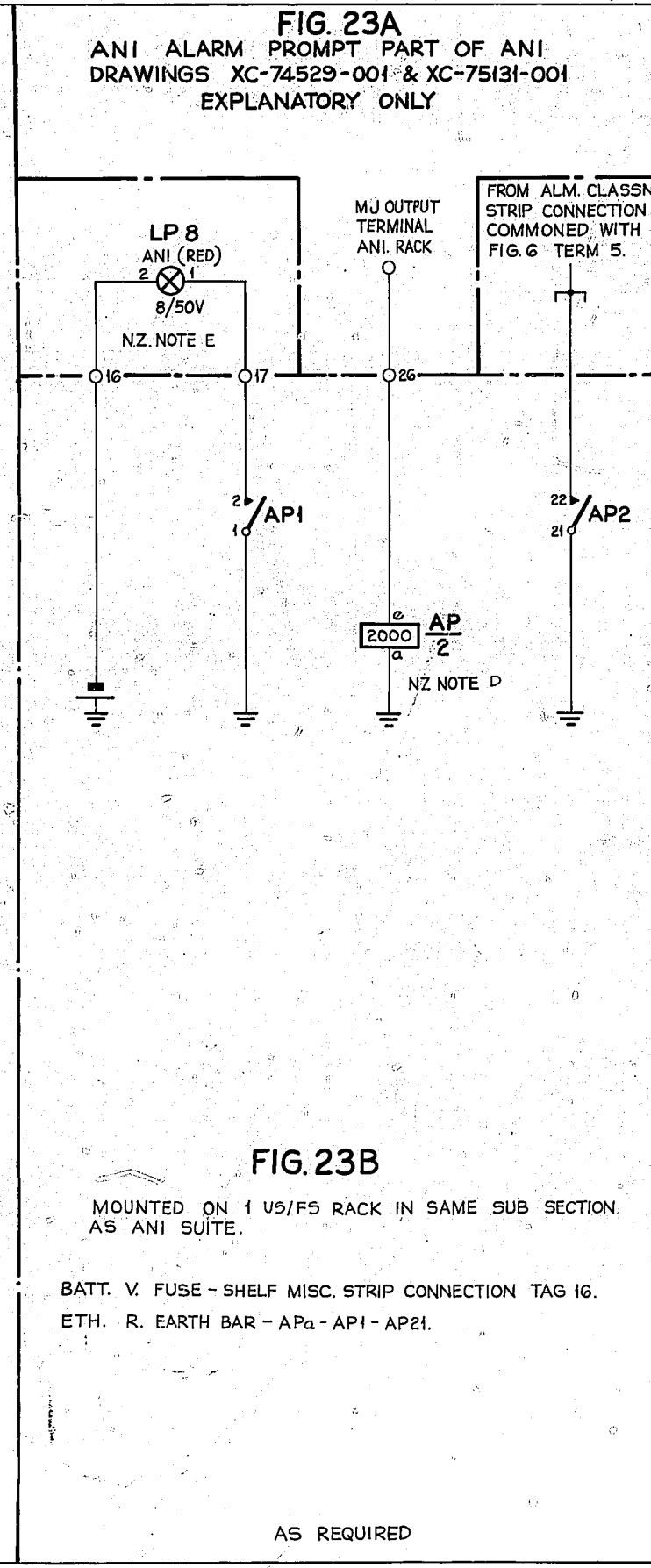


FIG. 23B
MOUNTED ON 1 U5/F5 RACK IN SAME SUB SECTION AS ANI SUITE.
BATT. V. FUSE - SHELF MISC. STRIP CONNECTION TAG 16.
ETH. R. EARTH BAR - APa - AP1 - AP2i.

AS REQUIRED

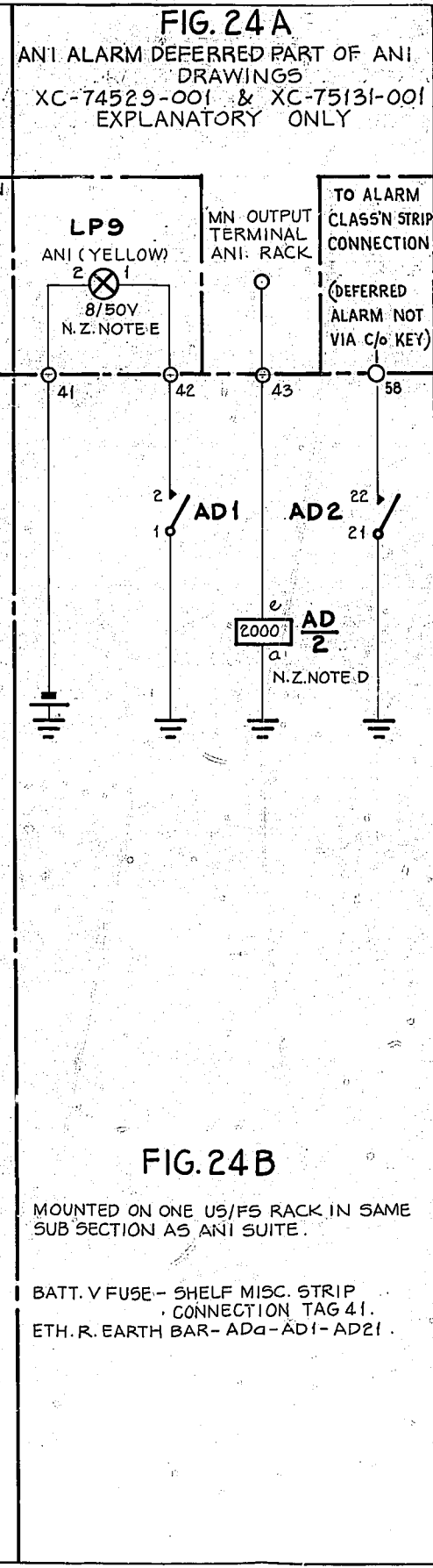


FIG. 24B
MOUNTED ON ONE U5/F5 RACK IN SAME SUB SECTION AS ANI SUITE.
BATT. V FUSE - SHELF MISC. STRIP CONNECTION TAG 41.
ETH. R. EARTH BAR - ADa - AD1 - AD2i.

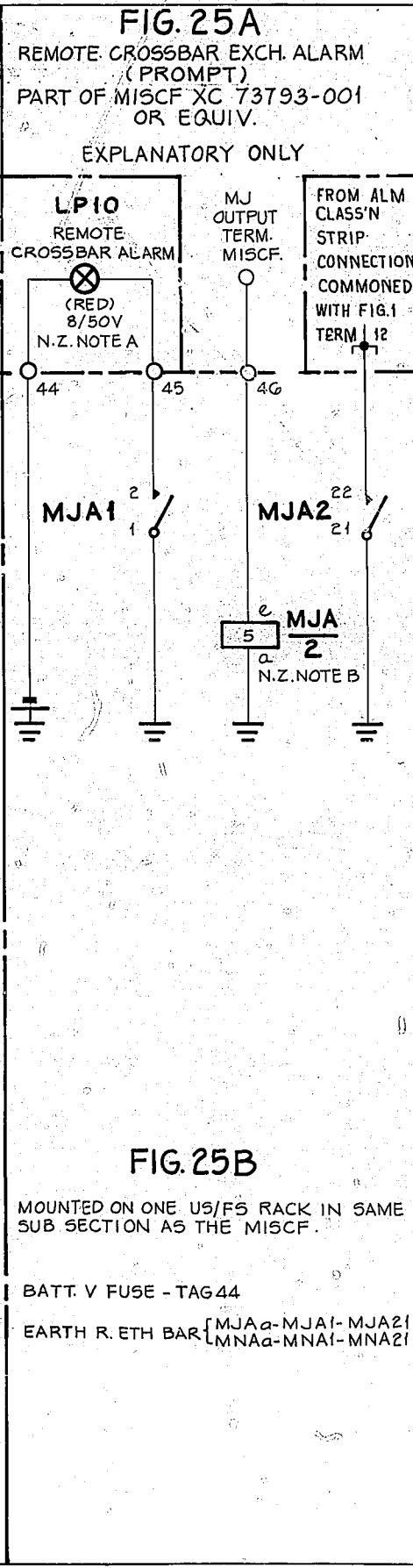


FIG. 25B
MOUNTED ON ONE U5/F5 RACK IN SAME SUB SECTION AS THE MISCF.
BATT. V FUSE - TAG 44
EARTH R. ETH BAR {MJAa-MJA1-MJA2i MNAa-MNA1-MNA2i}

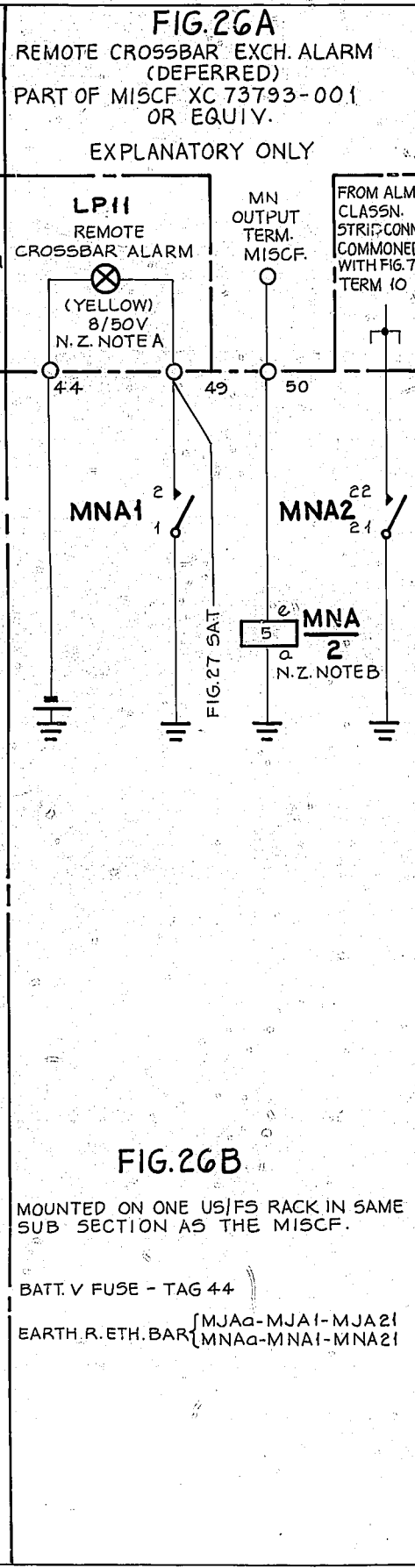


FIG. 26B
MOUNTED ON ONE U5/F5 RACK IN SAME SUB SECTION AS THE MISCF.
BATT. V FUSE - TAG 44
EARTH R. ETH. BAR {MJAa-MJA1-MJA2i MNAa-MNA1-MNA2i}

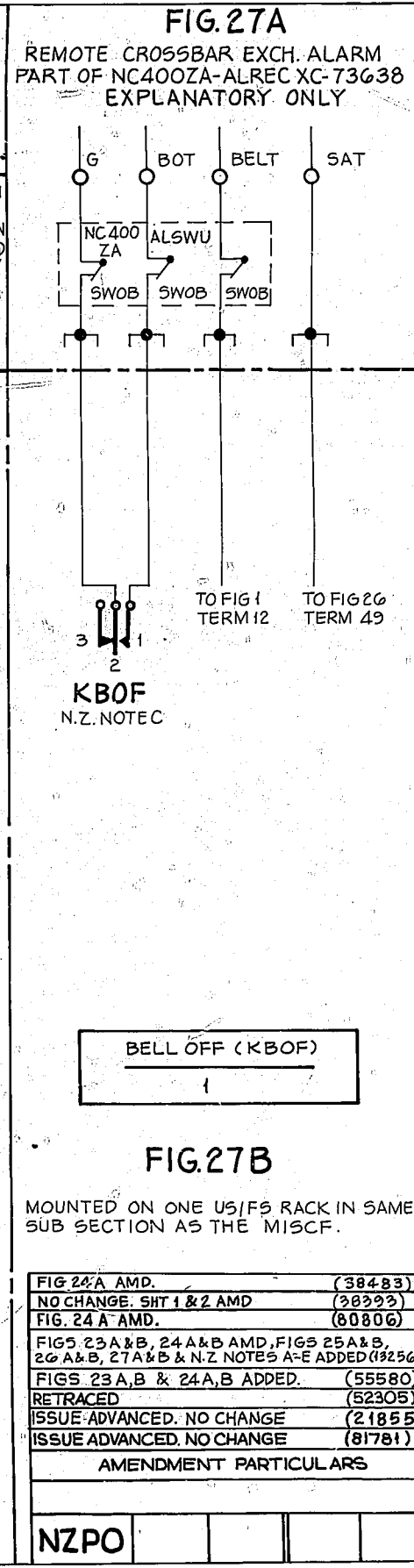


FIG. 27B
MOUNTED ON ONE U5/F5 RACK IN SAME SUB SECTION AS THE MISCF.

FIG. 24A AMD.	(38483)	5E	22-11-83	GCG
NO CHANGE. SHT 1 & 2 AMD	(38393)	5D	15-10-83	JR
FIG. 24A AMD.	(80806)	5C	17-1-83	JR
FIGS 23A & B, 24A & B AMD, FIGS 25A & B, 26A & B, 27A & B & N.Z. NOTES A-E ADDED (192567)		5B	11-12-79	RED.
FIGS 23A, B & 24A, B ADDED.	(55580)	5A	20-1-76	CJW
RETRACED	(52305)	5	11-2-74	B5H
ISSUE ADVANCED. NO CHANGE	(21855)	5	21-5-70	
ISSUE ADVANCED. NO CHANGE	(81781)	4	1-12-6	
AMENDMENT PARTICULARS		IS	DATE	REF - ES 124
NZPO				SIZE L 50V C

N.Z. NOTES:

A. TO BE MOUNTED ON A U5/F5 RACK IN SAME SUB-SECTION AS THE MISCF (USE A SPARE LAMP POSITION) OR ADD A LAMP MOUNTING PLATE AND LAMP SOCKETS (LH STOCKLIST) AND LAMPS (K STOCKLIST).

B. RELAYS MJA & MNA TO BE MOUNTED IN SPARE POSITION WITH ZE RELAY.

C. TO BE MOUNTED ON A U5/F5 RACK LOCATED IN THE SAME SUB-SECTION AS THE MISCF USING A SPARE KEY POSITION OR ADD A KEY MOUNTING PLATE (LH STOCKLIST). THE TYPE OF NON-LOCKING CHANGE-OVER KEY IS OPTIONAL.

D. WHEN REQUIRED RELAYS AP & AD TO BE MOUNTED IN SPARE POSITION WITH NU RELAYS.

E. TO BE MOUNTED ON ANI RACK AS SPECIFIED.

RACK COMMON SERVICES COMPOSITE UNISELECTOR & FINAL SELECTOR RACKS 2000 TYPE

GBW 16400 SHEET 4-4