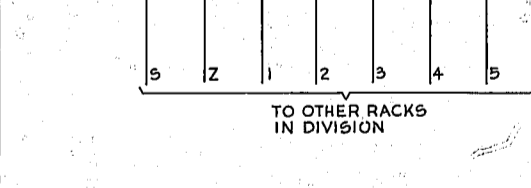
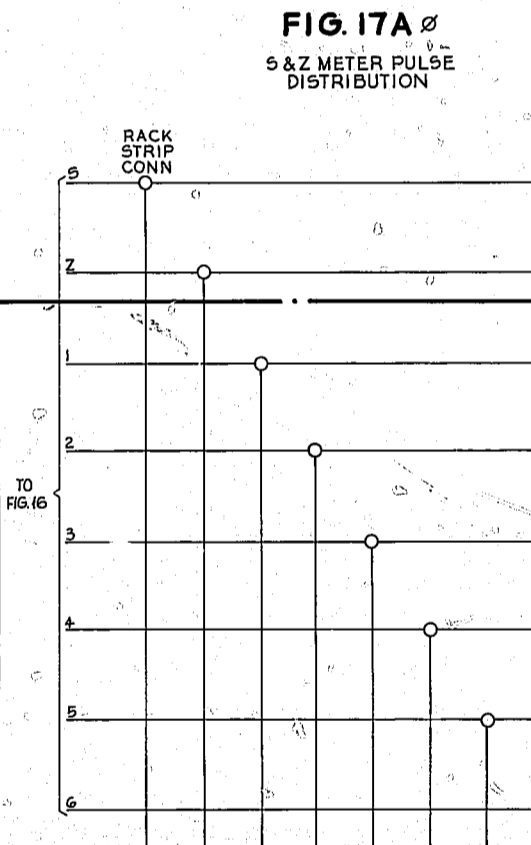

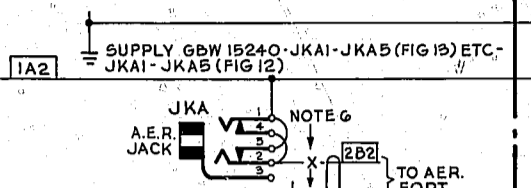
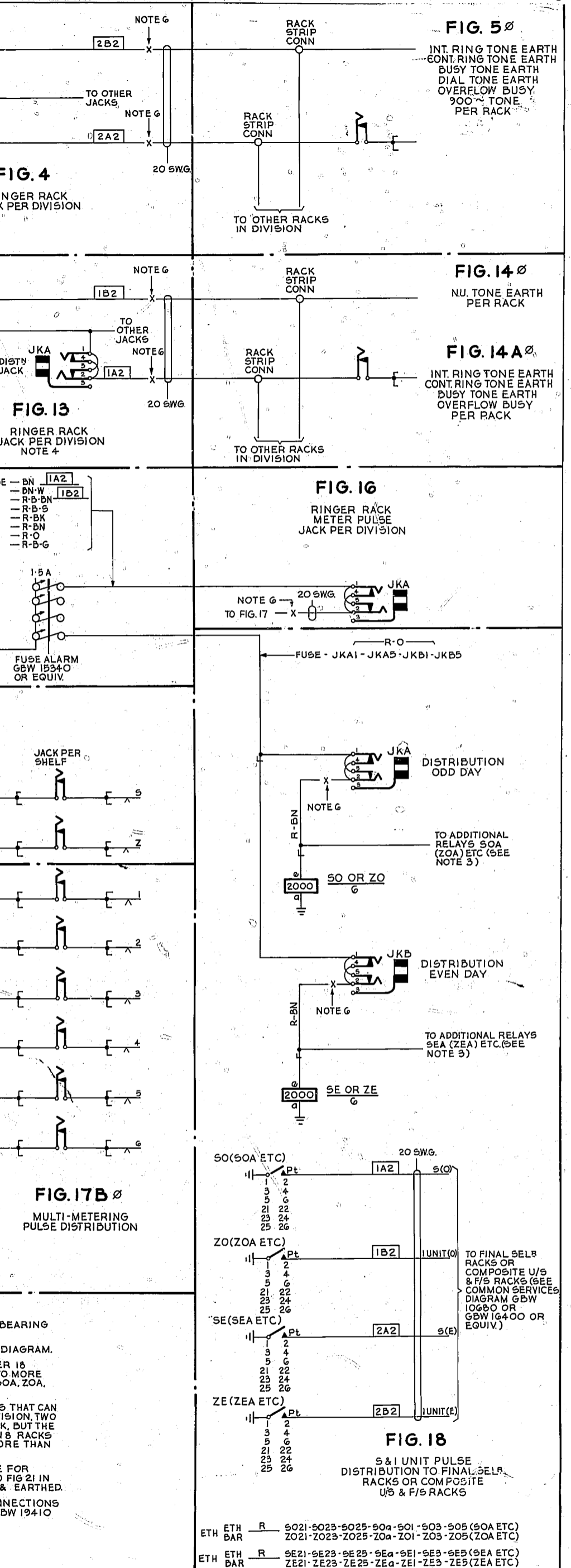


RACK	DIST. N°1	DIST. N°2	DIST. N°3
1A72C	A.C.E.	B.D.F.	-
2.50ETC	B.D.F.	-	A.C.E.
3G9ETC	-	A.C.E.	B.D.F.
MISC	MAR & RSR	TEST RACK	R.S.R. AER.

SERVICE	COLOUR	A	B
INT. RING TONE ETH.	B-S	B-S-W	-
CONT. RING TONE ETH.	O	O-W	-
BUSY TONE ETH.	B-O	B-O-W	-
DIAL TONE ETH.	B-G	B-G-W	-
OVERFLOW BUSY	B-S	B-S-W	-
900~TONE ETH (SCREENED)	W	R-W	-
NU. TONE EARTH	B-DN	B-DN-W	-



- NOTES:
- EXCEPT WHERE OTHERWISE SPECIFIED, ALL WIRING BEARING A COLOUR CODE TO BE 20 SWG.
 - Ø FOR WIRING SEE ASSOCIATED COMMON SERVICES DIAGRAM.
 - ONE 50 Z0, SE & ZE RELAY PER 6 SELS RACKS OR PER 18 COMPOSITE U/S & F/S RACKS, WHERE DISTRIBUTION TO MORE THAN 6/18 RACKS IS REQUIRED ADDITIONAL RELAYS 50A, Z0A, SE & ZE ARE FITTED AS REQUIRED.
 - WHEN THE NUMBER OF FUSES OR DISTRIBUTION JACKS THAT CAN BE ACCOMMODATED IS NOT SUFFICIENT FOR 1 PER DIVISION, TWO DIVISIONS MAY BE SERVED BY THE SAME FUSE OR JACK, BUT THE SAME FUSE OR JACK SHOULD NOT SERVE MORE THAN 8 RACKS ULTIMATELY ONE DIVISION MAY NOT BE SERVED BY MORE THAN ONE FUSE OR DISTRIBUTION JACK.
 - WHEN USED FOR DISTRIBUTION OF CONT. 900~TONE FOR MANUAL BOARDS, JACK IS CONNECTED TO GBW 10690 FIG 21 IN SCREENED CABLE. CABLE SHEATHS TO BE BONDED & EARTHED.
 - AT EXCHANGES IN GEO-THERMAL AREAS THESE CONNECTIONS ARE CABLED VIA A WALL-MOUNTED TEST PANEL GBW 19410 OR EQUIVALENT.



RETRACED	(22319)	10	19-2-73	BS-H
NOTE 3 REVISED	(4986)	10	27-1-71	DS-H
NOTE 6 ADDED	(58207)	9	25-1-67	DL-G
AMENDMENT PARTICULARS	ISSUE DATE	APPR	REF	SIZE L 50V H
NZPO	45	DRAWN	CHECKED	WIRING
				CIRCUIT
				55