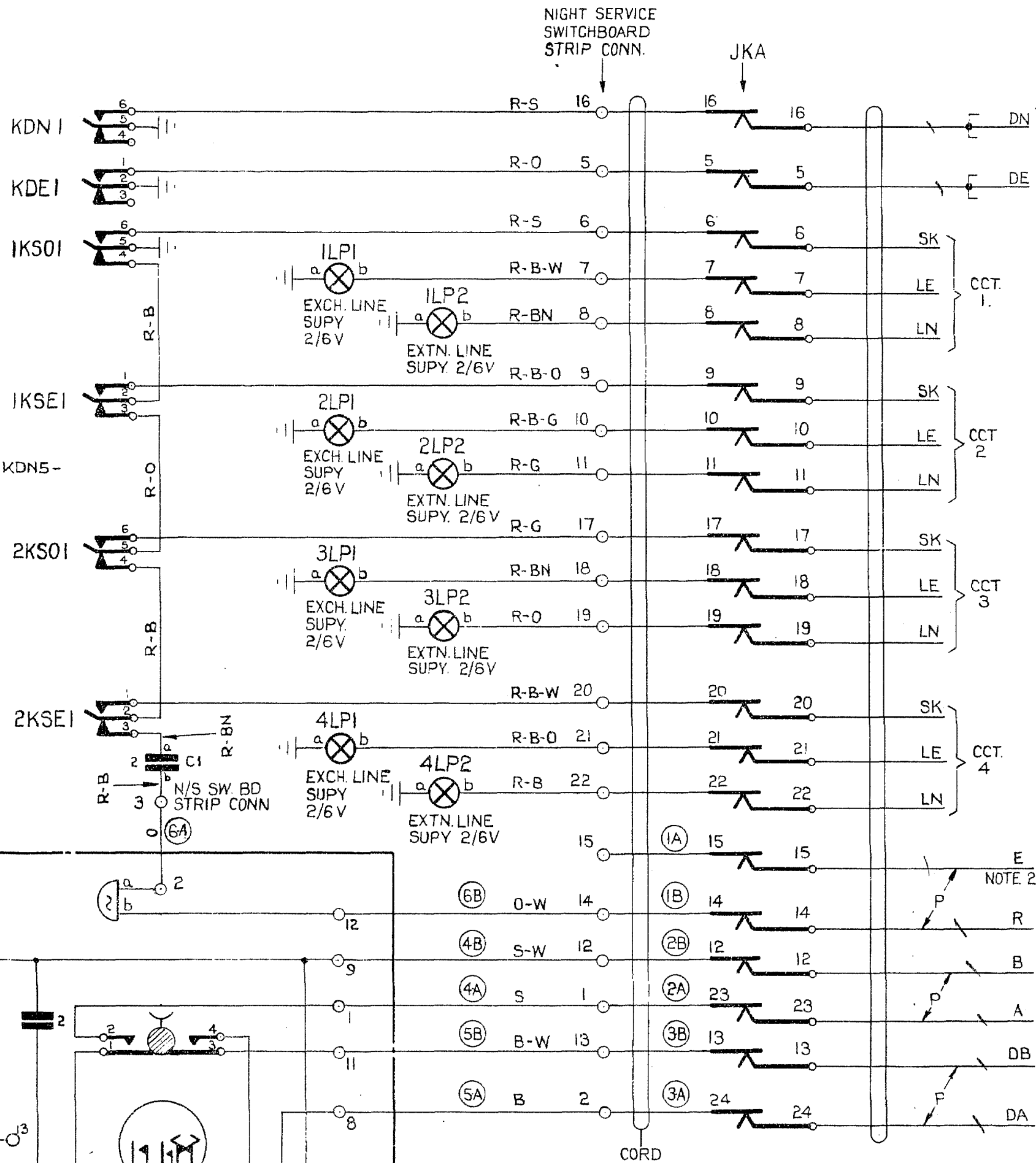
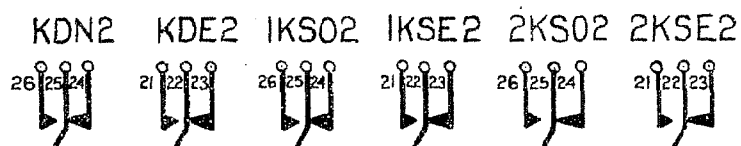


NOTES

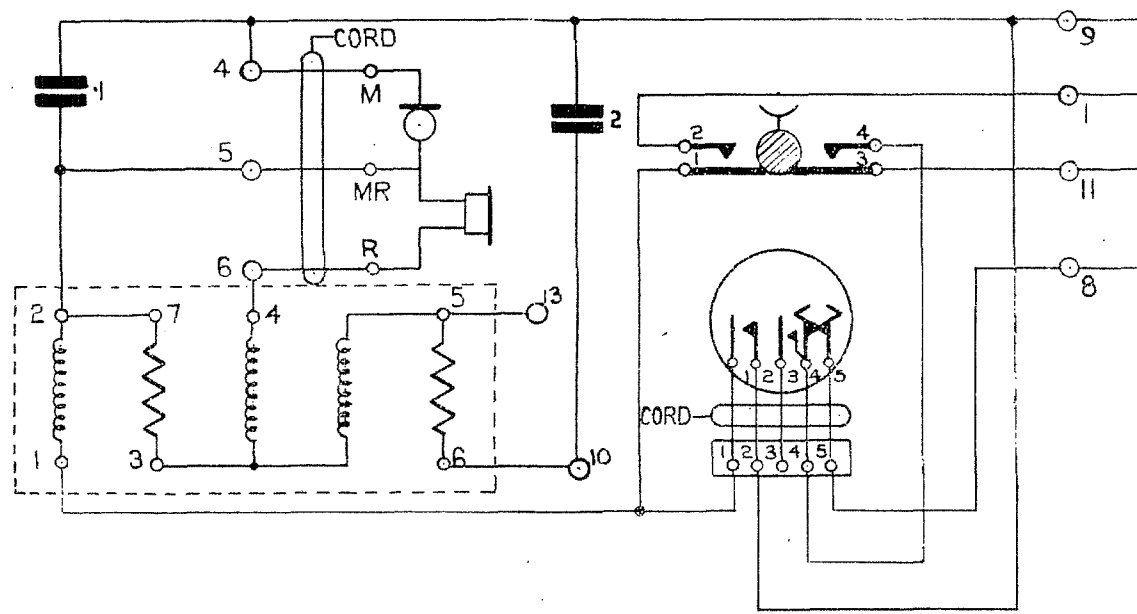
- FIG.1. ALL WIRING BEARING A COLOUR CODE TO BE 25 SWG.
- CONNECT TO UBI OF 1ST ACCESS CIRCUIT SHELF JACK.

ETH: R: TAG.15-2LP2a-4LP2a-2LP1a-4LP1a-1KS05-KDN5-KDE2-1LP1a-3LP1a-1LP2a-3LP2a.

$\frac{\text{SPEAK (KS0)}}{2} + \frac{\text{SPEAK (KSE)}}{2}$
$\frac{\text{DIAL EXTN. (KDN)}}{2} + \frac{\text{DIAL EXCH. (KDE)}}{2}$



TO NIGHT SERVICE ACCESS CIRCUITS GBW 14300.



NIGHT SERVICE SWITCHBOARD TELEPHONE SUBSET EXPLANATORY ONLY

FIG. 1
NIGHT SERVICE SWITCHBOARD

				NIGHT SERVICE SWITCHBOARD CIRCUIT	
				50/1200 LINE P.A.B.X.	
WIRE COLOURS AND EARTH RUN AMENDED. (68597)				2	18-3-57
AMENDMENT PARTICULARS				ISSUE	DATE
				APP.	50v W
				GBW 14290	
N.Z.P.O.	DRAWN	CHECKED	WIRING	CIRCUIT	