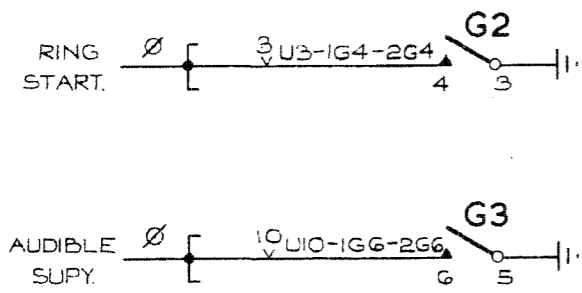


FIG. 1  
RELAY SET



- NOTES:-
- 1 FUSE 1.5A PER 2 CIRCUITS
  - 2 Ø FOR WIRING SEE GBW.14380 OR EQUIV
  - 3 TWO CIRCUITS PER BASE.
  - 4 SWITCHPLATE WIRING TO BE 25SWG

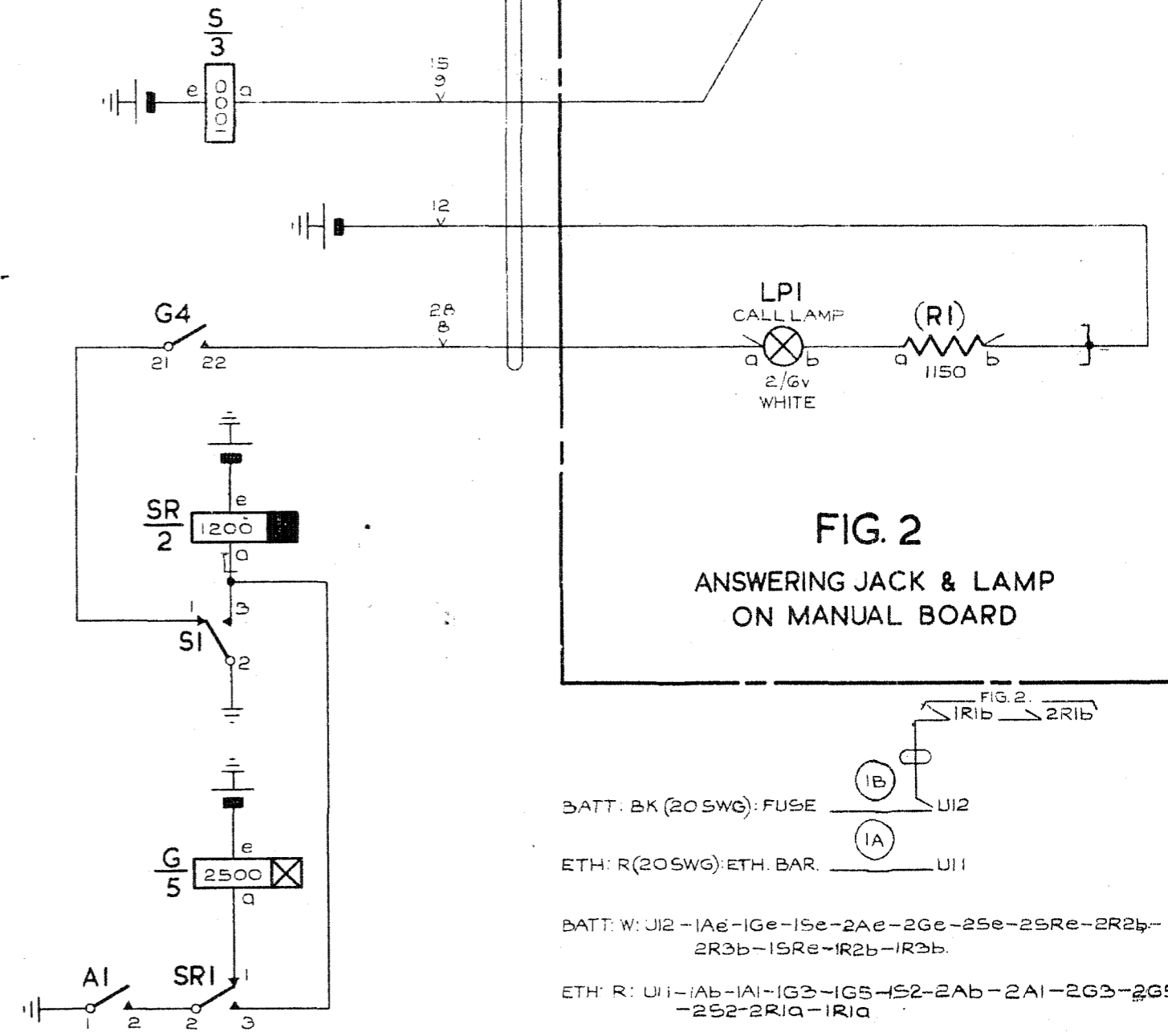
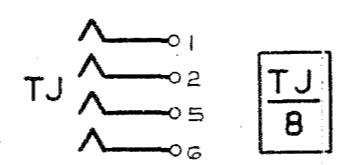


FIG. 2  
ANSWERING JACK & LAMP  
ON MANUAL BOARD

BATT: BK (20 SWG): FUSE (1B) U12  
 ETH: R(20 SWG): ETH. BAR. (1A) U11  
 BATT: W: U12-1Ae-1Ge-1Se-2Ae-2Ge-2Se-2Re-2R2b-2R3b-1SRe-1R2b-1R3b.  
 ETH: R: U11-1Ab-1A1-1G3-1G5-1S2-2Ab-2A1-2G3-2G5-2S2-2R1a-1R1a



				<b>'O' LEVEL CIRCUIT</b>					
				50/1200 LINE P.A.B.X.					
				(65438)		1	5.8.55		
AMENDMENT PARTICULARS				ISSUE DATE	APPD.	REF.	SOV	W	
				GBW. 14270.					
NZ.P.O.		DRAWN T.P.	CHECKED K.S.	WIRING J.C.B.	CIRCUIT J.C.B.				