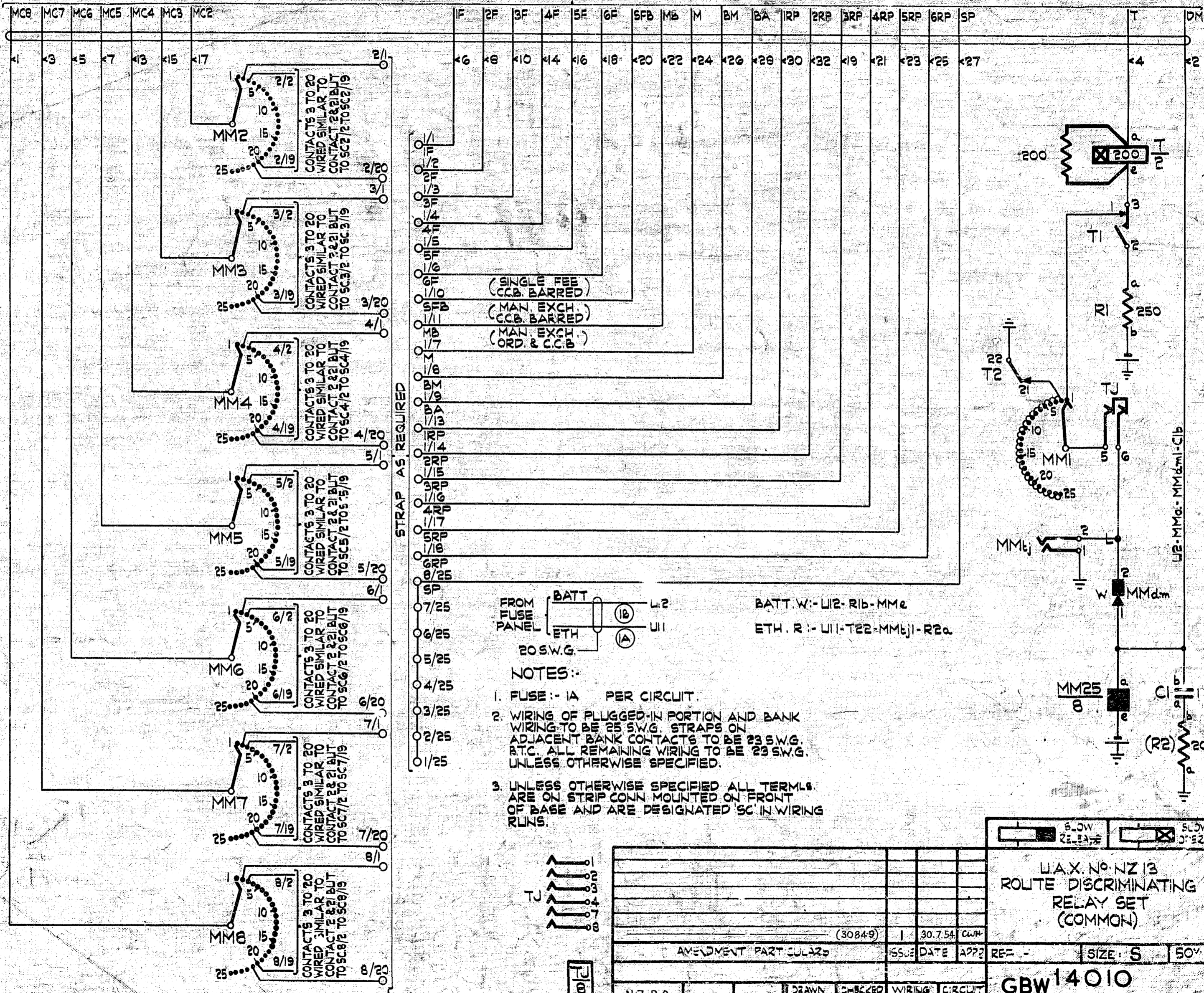
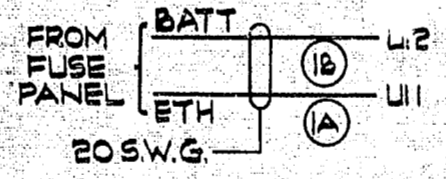


TO ROUTE DISCRIMINATING & TIMING CCT. GBW 13920 OR EQUIV.




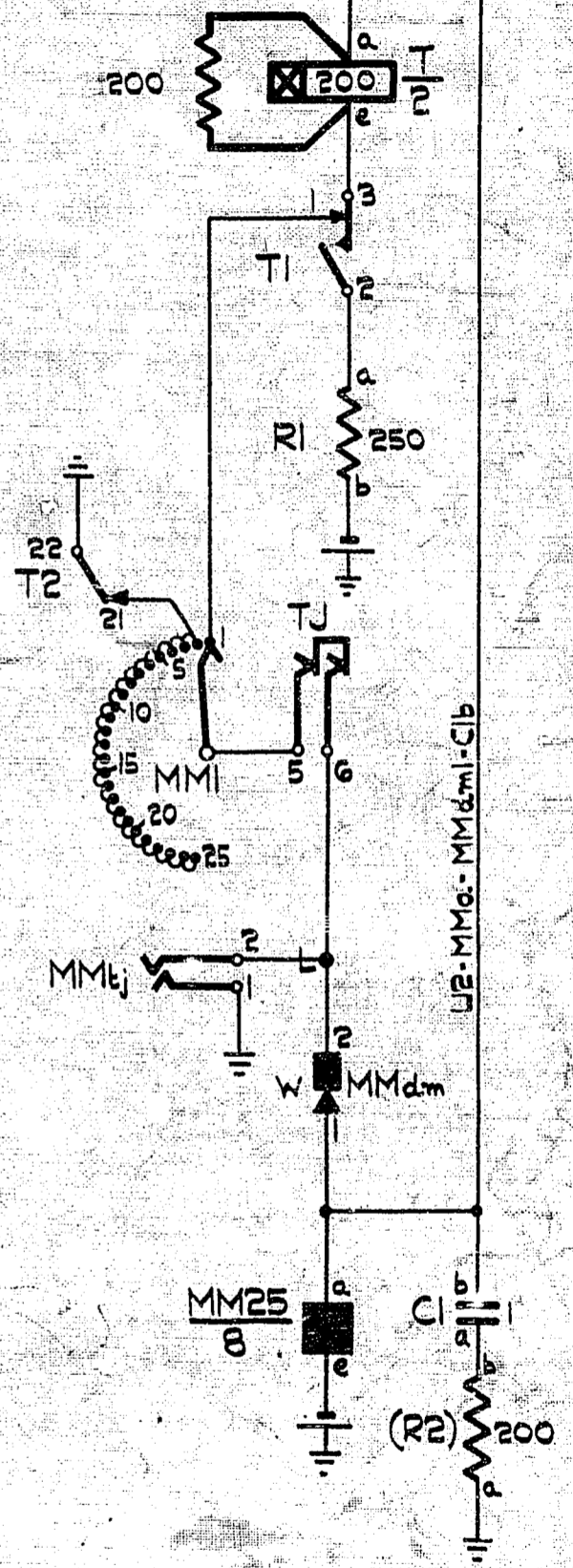
STRAP AS REQUIRED




BATT. W. :- U12-R1b-MMe
 ETH. R. :- U11-T22-MMej1-R2a

NOTES:

- 1. FUSE :- 1A PER CIRCUIT.
- 2. WIRING OF PLUGGED-IN STRAPS AND BANK WIRING TO BE 25 S.W.G. STRAPS ON ADJACENT BANK CONTACTS TO BE 23 S.W.G. ETC. ALL REMAINING WIRING TO BE 23 S.W.G. UNLESS OTHERWISE SPECIFIED.
- 3. UNLESS OTHERWISE SPECIFIED ALL TERMS ARE ON STRIP CONN MOUNTED ON FRONT OF BASE AND ARE DESIGNATED 'SC' IN WIRING RLIS.



AMENDMENT PART. CUL. 29		ISSUE	DATE	APP?	REF.	SIZE: S	50V
N.Z.P.O.		DRAWN	CHECKED	WIRING	CIRCUIT	GBW14010	



U.A.X. NO NZ 13
 ROUTE DISCRIMINATING
 RELAY SET
 (COMMON)

30849 | 30.7.54 | CWH