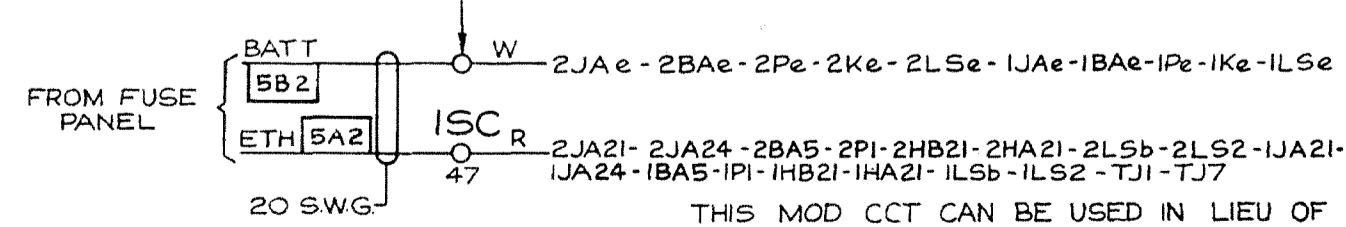
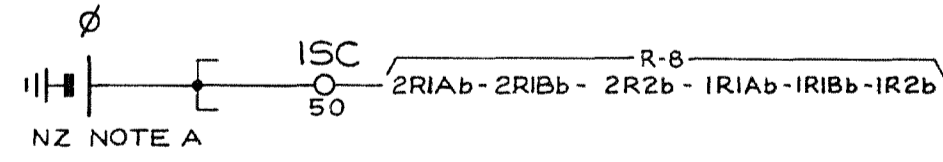
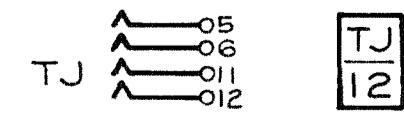


- NOTES:**
- FUSE - 1.5A PER 2 CIRCUITS.
 - WHEN LINE FINDER CONTROL R.S. No. 1 IS FIRST CHOICE ADD STRAPS SHOWN THUS -o-o- AND OMIT STRAPS SHOWN THUS -x-x- WHEN LINE FINDER CONTROL R.S. No. 2 IS FIRST CHOICE ADD STRAPS SHOWN THUS -x-x- AND OMIT STRAPS SHOWN THUS -o-o-
 - DESIGNATIONS IN BRACKETS APPLY TO SECOND CIRCUIT WHEN REQUIRED.
 - Ø FOR WIRING SEE GBW 13730 OR EQUIV.
 - ALL WIRING TO BE 23 SW.G. UNLESS OTHERWISE SPECIFIED. LOCAL PLATE WIRING TO BE 25 SW.G.
 - TERMINALS ARE ON STRIP CONNS AS SPECIFIED: ISC - L.H. STRIP CONN (REAR VIEW) 2SC - R.H. STRIP CONN (REAR VIEW) AND ARE DESIGNATED ISC, 2SC IN WIRING RUNS.
 - LEVELS 8 & 9 REFER TO N.Z.P.O REVERSED DIAL NUMBERING SCHEME.
 - INSERT STRAP SHOWN -3-3- WHEN TRUNK OFFERING IS REQUIRED.
 - WHEN GBW 15510 IS PROVIDED USE WIRING SHOWN -2-2- AND DELETE WIRING SHOWN -1-1-



NZ NOTE: A. IN SOME CASES E.G. TO BAR 1/C SUBS DIALLED JUNCTION ACCESS TO A DEP EXCH. THE POSITIVE BATT. SUPPLY MAY BE DISCONNECTED.



THIS MOD CCT CAN BE USED IN LIEU OF GBW 13981.

SLOW RELEASE		SLOW OPERATE	
U.A.X. No. NZ 13			
INCOMING JUNCTION			
FROM PARENT OR NON-DEPENDENT EXCHANGE.			
PREPARED FROM GBW 13780 ISS 1(122583)		A 28.2.74 B5H	
AMENDMENT PARTICULARS		ISSUE DATE	APP9 REF:
NZPO		SIZE: A2	50V H
DRAWN R.L.	CHECKED K.C.	WIRING K.C.	CIRCUIT G.J.R.
GBW 13780 MOD A			