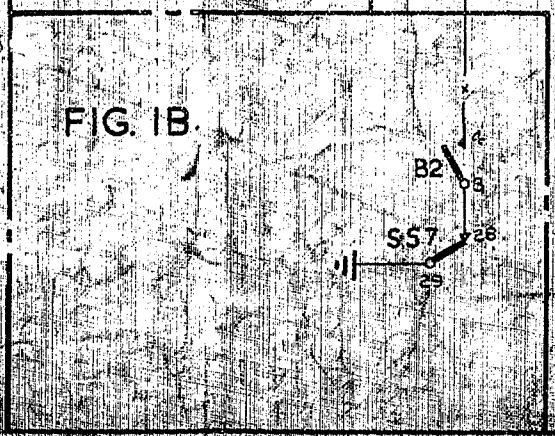
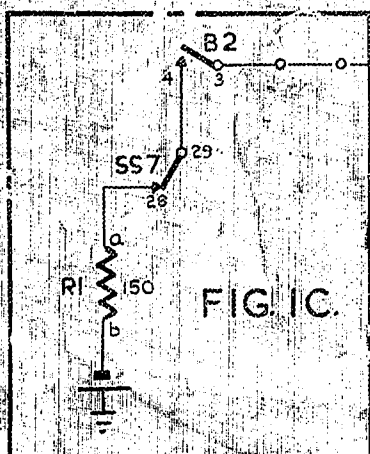
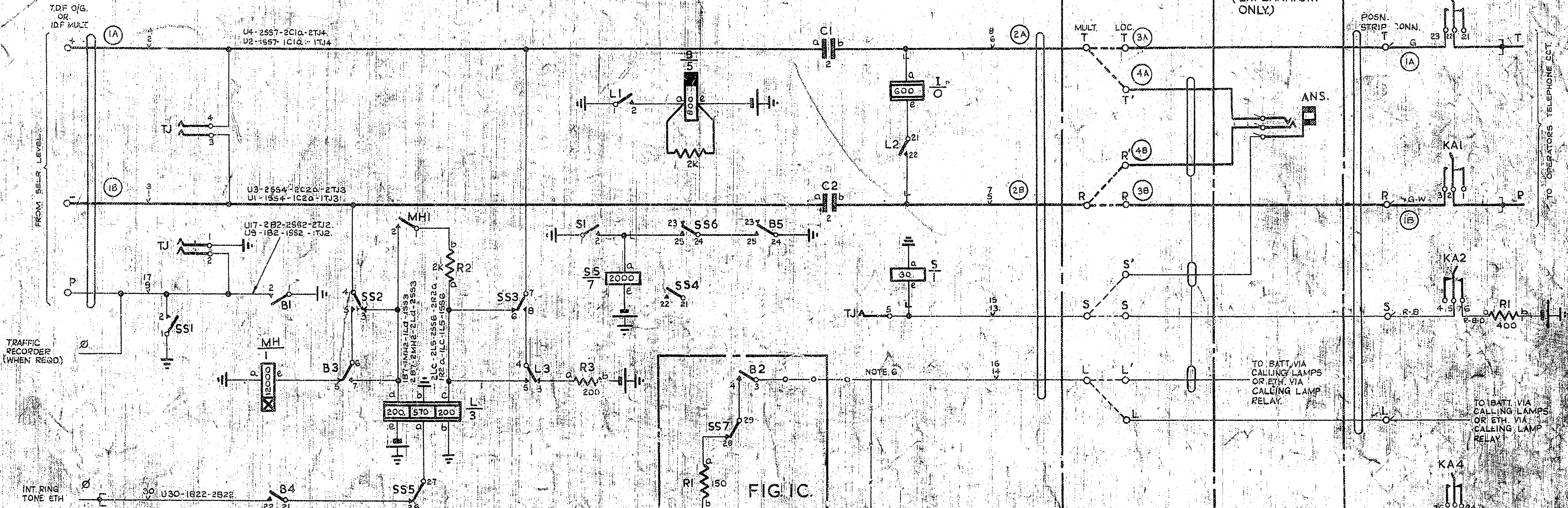


FIG. 1A.  
INCOMING DIRECTORY SERVICE.

FIG. 2.  
IDF.

FIG. 3.  
MANUAL BOARD  
(EXPLANATORY  
ONLY)

FIG. 4.  
DIRECTORY SERVICE DESK.  
KA3



- NOTES:
1. FUSING 1.5A PER RELAY SET (FIG. 1A & 1B) OR FIG. 1A & 1C). FUSING 1.5A PER 10 CCTS. (FIG. 4).
  2. SHELF JACK POINTS U9-U11 & U17-U19 MAKE CONTACT WHEN R/B IS REMOVED.
  3. 2 CCTS PER BASE.
  4. ALL WIRING TO BE 25 SWG UNLESS OTHERWISE SPEC'D.
  5. Ø FOR WIRING SEE RACK COMMON SERVICES DIAGRAM GBW 10640 OR EQUIV.
  6. WHEN BATTERY CONNECTED CALLING LAMPS ARE FITTED SPECIFY FIG. 1A & 1B & CONNECTIONS. WHEN EARTH CONNECTED CALLING LAMP RELAYS ARE FITTED SPECIFY FIG. 1A & 1C & CONNECTIONS.

BATT. BK. 22 SWG FUSE (58) U12

ETH. R. 22 SWG ETH BAR (5A) U19

PAGE 1A & 1C BATT. W. U12-IR10-IR35-3e-28e-2L2-255e-1L2-155e-2R1b-2R3b

FIG. 1A & 1C ETH. R. U11-1B24-1B1-1MHQ-15a-151-2B24-2B1-2MHQ-25a-251-2Lb-2L1-289-1L5-1L1-195-1TJ1-2TJ1

FIG. 1A & 1B BATT. W. U12-IR35-1B2-28e-2L2-255e-1L2-155e-2R3b

ETH. R. U11-1B24-1B1-1MHQ-15a-151-2B24-2B1-2MHQ-25a-251-2Lb-2L1-289-1L5-1L1-195-1TJ1-2TJ1

|  |            |          |                |
|--|------------|----------|----------------|
| REDRAWN R2 WAS R4, NOTE G WAS NOTE 7 (48473) | 5          | 21.11.61 |                |
| CALL CLEAR FACILITY TO DESK & NOTE G DELETED | 4          |          |                |
| FIG. 1 SECTIONALISED, NOTE 7 ADDED, REDRAWN  | 4          |          |                |
| MINOR DRAUGHTING ERRORS CORRECTED            | 3          |          |                |
| NOTE G ADDED                                 | 2          |          |                |
| AMENDMENT PARTICULARS                        | ISSUE DATE | APP      |                |
| N Z PO                                       | DRAWN      | CHKD     | WIRING CIRCUIT |
|  | JP         | RAB      |                |

SELECTOR LEVEL RELAY SET

DIRECTORY SERVICE DESK AND W.E. TYPE TOLL BOARD

2000 TYPE

SIZE M 60 W

GBW 12490

5 CENTIMETERS

15

20

25

30