

FIG. 1

FOR EXPLANATORY PURPOSES ONLY.
FOR WIRING SEE ASSOCIATED COMMON SERVICES DIAGRAM.

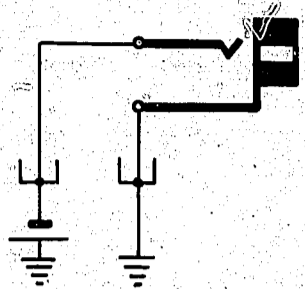


FIG. 5A.

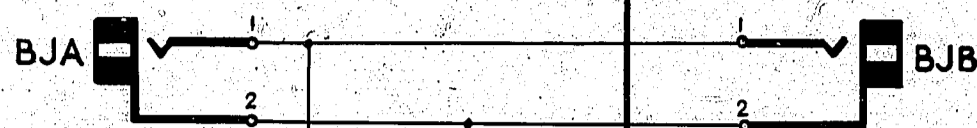


FIG. 5B

FIG. 3.

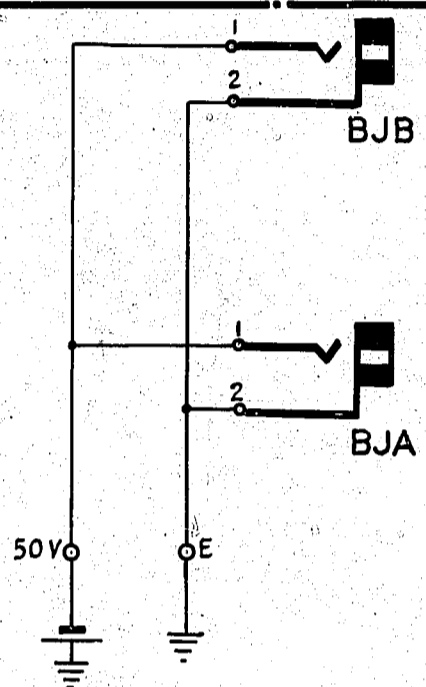


FIG. 4.

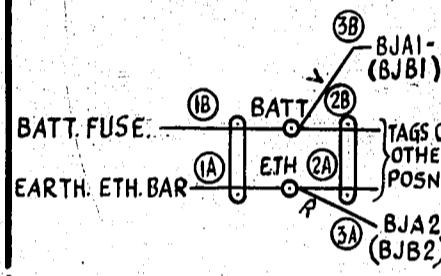
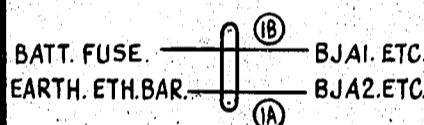
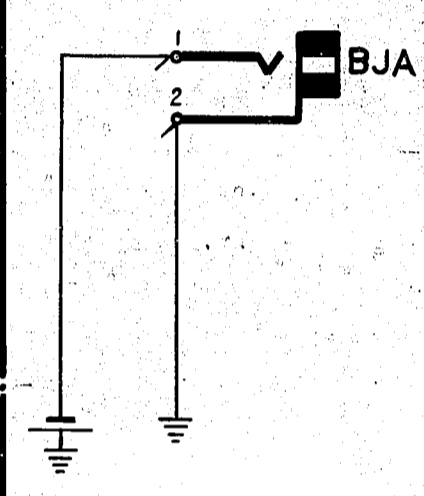


FIG. 2C.

JACKS AT REAR.

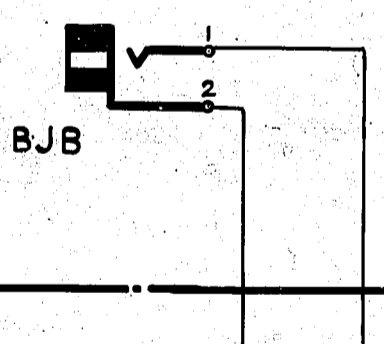


FIG. 2B

JACKS AT FRONT

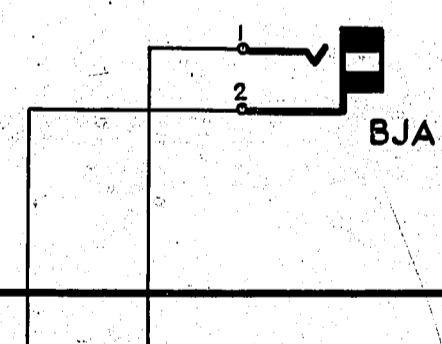
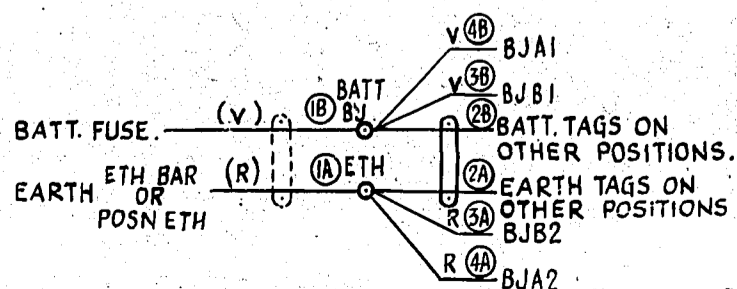
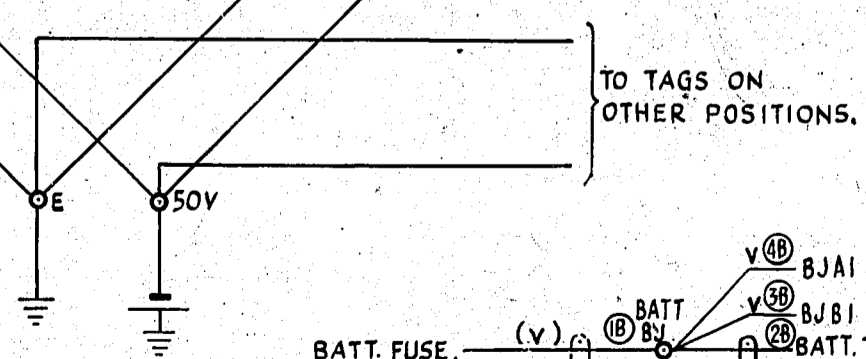


FIG. 2A.



NOTES.

1. ALL WIRING TO BE 22 SWG. UNLESS OTHERWISE SPECIFIED.
2. PRIOR TO ISSUE 5 BATTERY WIRING WAS BK.

EQUIPMENT ITEM	RATE OF PROVISION	FIGURE	FUSING
SUBS METER RACK	2 JACKS FRONT & 2 JACKS REAR PER 2 RACKS.	1	3A PER RACK
T.D.F.	2 JACKS FRONT & 2 JACKS REAR FITTED ON ODD NUMBERED RACKS ONLY	4	3A PER 4 JACKS
TEST RACKS	2 JACKS REAR PER RACK.	1	3A PER RACK.
OTHER RACKS	2 JACKS FRONT & 2 JACKS REAR PER RACK	1	3A PER RACK
I.D.F.	2 JACKS PER 5 VERTICALS	1	3A PER 4 JACKS
M.D.F.	2 JACKS PER 5 VERTICALS	1	3A PER 4 JACKS
SUPERVISORS DESK	2 AT REAR	3	WITH MONITORS: DESK OR WITH MANUAL BOARD WHEN MONITORS DESK IS NOT PROVIDED.
TEST DESK	1 OR 2 AT REAR PER POSITION.	5A OR 5A&5B	3A PER 12 JACKS
TRUNK & AUTO MANUAL BOARDS.	1 JACK PER POSN. FRONT. 1 JACK PER POSN. REAR.	A 2 B C	3A PER 50 JACKS IN SAME SUITE
DIRECTORY SERVICE DESKS	1 JACK PER POSN. FRONT 1 JACK PER POSN. REAR	A 2 B C	3A PER SUITE
RACK TYPE I.D.F.	2 JACKS FRONT & 2 JACKS REAR	4	3A PER 4 JACKS
RACK TYPE M.D.F.	SEE GBW15970 FIG 1B		
MISCELLANEOUS POSITIONS	AS SPECIFIED.	4	AS SPECIFIED.
POWER & CHARGING PANELS.	AS SPECIFIED.	1	AS SPECIFIED.

AMENDMENT PARTICULARS	ISSUE	DATE	APPD
TABLE AMENDED. NOTE 2 ADDED (81465)	5	31-10-67	DJ.B.
FIG 2A BATT & ETH CONNS REVISED (66508)	4	21-3-63	DBH
PROVISION FOR RACK TYPE I.D.F. ADDED. (34066)	3	26-8-60	DBH
TABLE REVISED FOR DIRECTORY SERVICE DESKS	2		
	1		

AUTO & TRUNK EXCHANGES AND AUTO-MANUAL BOARDS BATTERY JACKS.

GBW 11300

NZ.PO.	DRAWN	CHECKED	WIRING	ENGIN ^{RS}

