

AS SEEN FROM REAR

AS SEEN FROM REAR

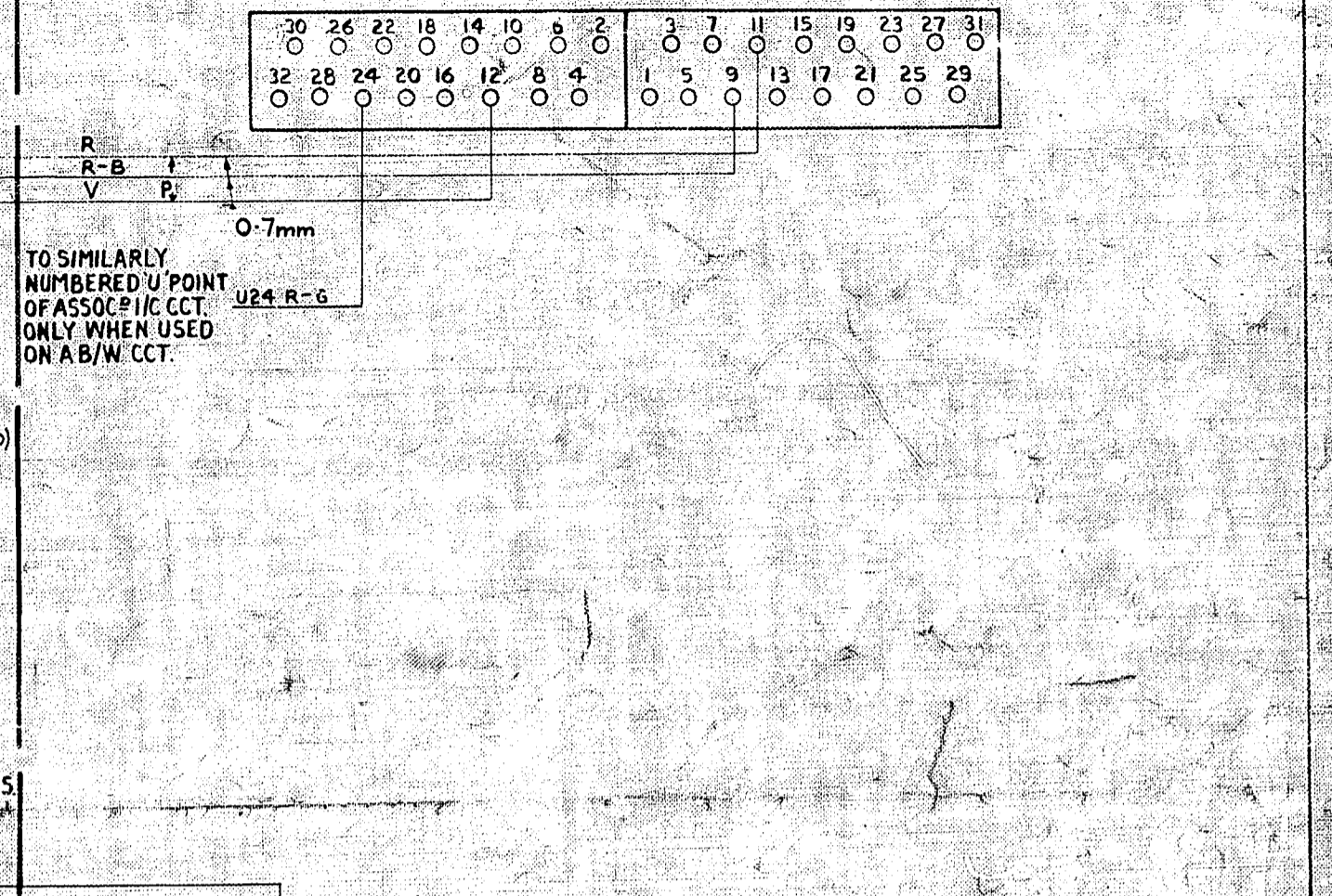
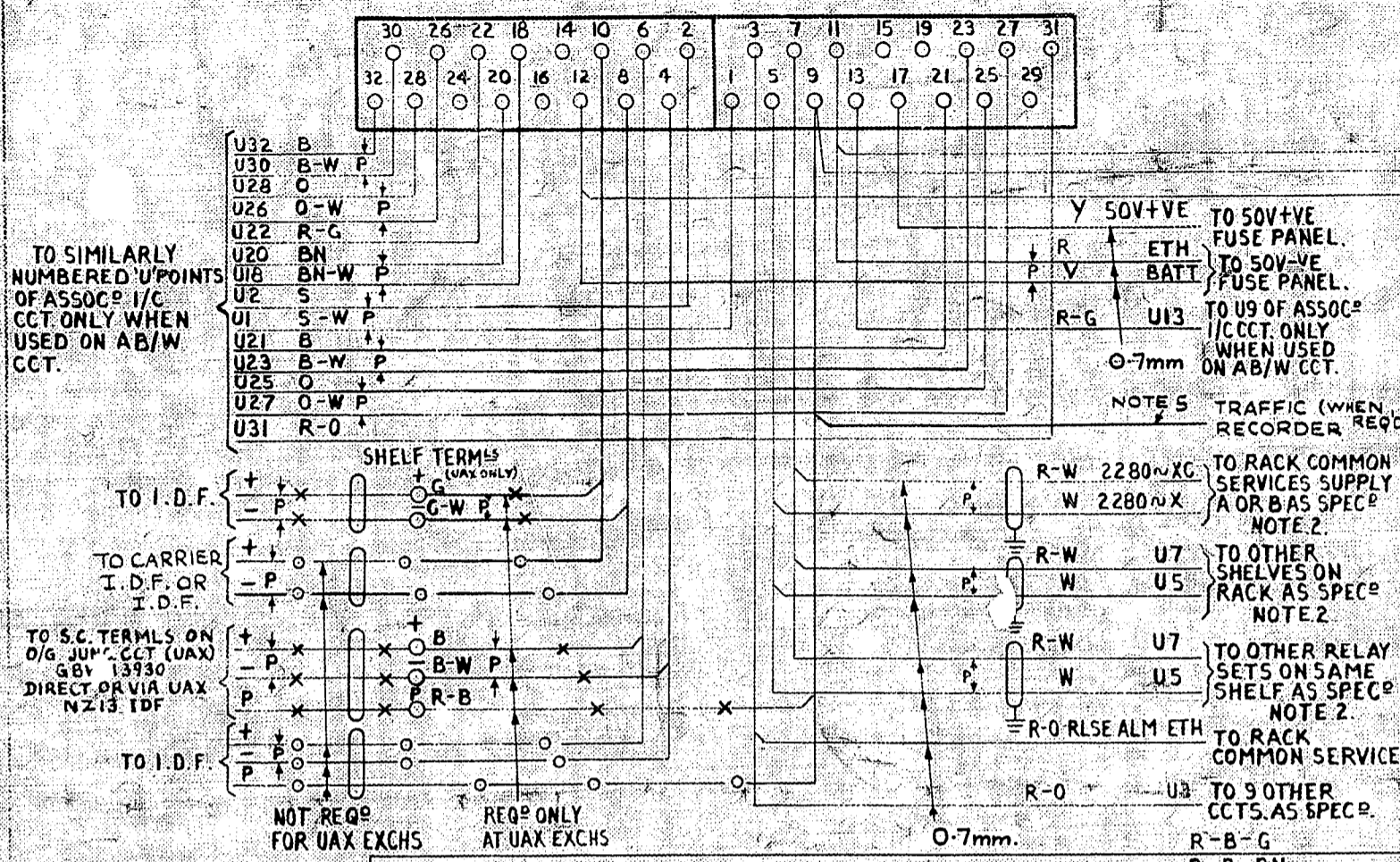
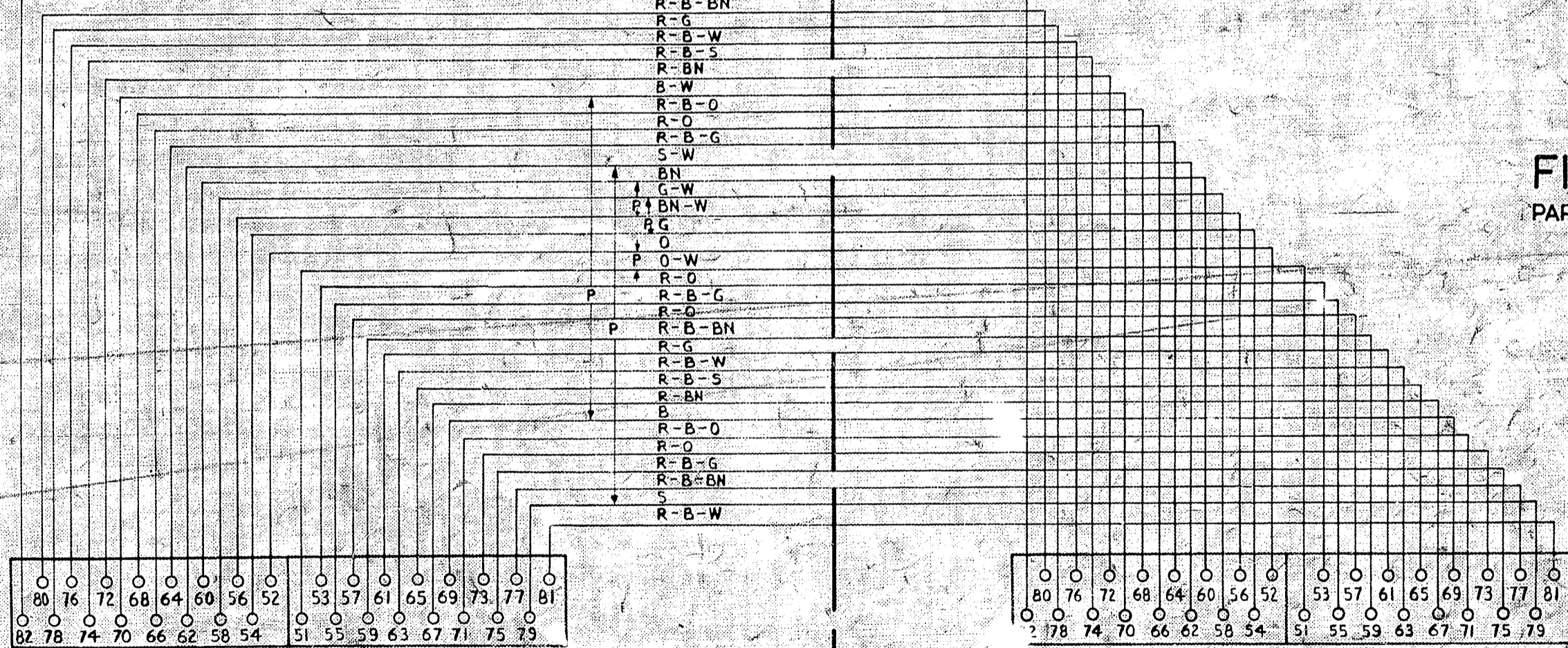


FIG 1B PART 2

FIG 1A PART 1



NOTES.

1. SHELF JACK U POINTS U9 & U11 (PARTS 1 & 2) MAKE CONTACT WHEN RELAY SET IS REMOVED.
2. THE FOLLOWING RELAY SET POSITIONS ARE SERVED BY SUPPLY 'A' (AS REQ^d)
RACKS { SHELVES B & C POSNS 1, 3 & 5 / U.A. { SHELVES B & C.
 { SHELF A & D POSNS 2 & 4 / EXCHG { ODD NUMBERED POSNS.
THE FOLLOWING RELAY SET POSITIONS ARE SERVED BY SUPPLY 'B' (AS REQ^d)
RACKS { SHELVES A & D POSNS 1, 3 & 5 / U.A. { SHELVES B & C EVEN NUMBERED POSNS.
 { SHELVES B & C POSNS 2 & 4 / EXCHG { SHELF D POSITIONS 2 & 3.
3. ALL WIRING UNLESS OTHERWISE SPEC^d TO BE 0.5mm.
4. ALL SHEATHING OF ALL SCREENED WIRES TO BE MADE ELECTRICALLY CONTINUOUS BY BONDING.
5. FOR COLOUR SEE RACK COMMON SERVICES.
6. ON SOME EARLIER EQUIPT. COLOUR OF POS. BATT. WIRING WAS R-B & NEG. BATT. WAS BK.

NOTE 2. AMENDED (34213)	5	4.11.71	BS-H	DEPENDENT EXCHANGE O/G LINE CCT FOR B/W JUNCTIONS TO PARENT EXCHANGES N.Z. SIGNALLING SYSTEM A.C. No 3
REF TO CARRIER I.D.F. & NOTE 6 ADDED (21051)	4	6.2.70	RW	
TRAFFIC RECORDER LEAD & NOTE 5 ADDED (20805)	3	4.7.63	DBK	
CONNECTIONS TO UPTS 8 & 10 WERE TO 14 & 16 RESPECTIVELY; TITLE CHANGED NOTE 2. AMENDED.	2			
AMENDMENT PARTICULARS	ISSUE DATE	APPRO	REF: IVF	50V S
NZ PO.	DRAWN	CHECKED	WIRING CIRCUIT	GBU 15050 15051