


CONSOLES

Telephone

3CW1, 3CW2, 3CW3, and 3CW4



Key telephone consoles are provided with five face mats colored silver, gold, blue, green, and white to provide a choice of color contrasts, with a clear plastic face plate, and with a snap on bezel to retain the face plate and mat. Overall dimensions are 18.64 inches long by 9 inches wide by 4.375 inches high. The console may be obtained in green (-51), white (-58), light beige (-60), and light gray (-61).

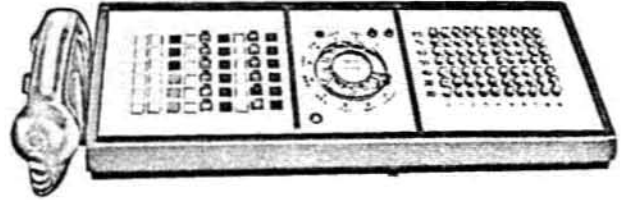
Each is equipped with a NITE key which permits an attendant to establish night connections, and a red alarm lamp above the dial which indicates malfunction within the PBX or a power failure.

3CW1: Has a rotary dial and is equipped with one 105 Apparatus Blank, one 598A Key, and one 598B Key. The 598A Key accommodates six central office trunks and the 598B Key accommodates three attendant trunks plus a dial back, hold, and release function.

3CW2: Has a rotary dial and is equipped with two 598A Keys and one 598B Key, each having the same functions as indicated for 3CW1.

3CW3 and 3CW4: Same as 3CW1 and 3CW2 types, respectively, except each contains a TOUCH-TONE dial.

4BW1, 4BW2, 4BW3, and 4BW4



Key and direct station selection telephone consoles are provided with five face mats colored silver, gold, blue, green, and white to provide a choice of color contrasts, with a clear plastic face plate, and with a snap on bezel to retain the face plate and mat. The hand set can be replaced by a number 52 or 53 type head telephone set (not furnished) for hands free operation. Overall dimensions are 24.10 inches long by 9 inches wide by 4.4 inches high. The console may be obtained in green (-51), white (-58), light beige (-60), and light gray (-61).

The ringer provides for manual control to loud, soft, and off by means of a ringer arm projecting through the base. Consoles are arranged for direct station to central office connection by means of the NITE switch. They are equipped with a red alarm lamp above the dial which indicates a malfunction within the PBX or a power failure, and a green lamp which indicates an All Register Busy condition.

4BW1 and 4BW2: Each contains a rotary dial.

4BW1: Equipped with one 105 Apparatus Blank, a 598A Key which accommodates six central office trunks, and a 598B Key which accommodates three attendant trunks plus a dial back, hold, and release function. Also there is a field of 70 nonlocking illuminated pushbutton keys for direct station location. Each key is equipped with a 51A Lamp to indicate a busy position.

4BW2: Same as 4BW1 except equipped with three keys, one 598A Key and two 598B Keys, which accommodate ten central office trunks, two station lines, and three attendant trunks plus a dial back, hold, and release function.


4BW3 and 4BW4: Same as 4BW1 and 4BW2, respectively, except each contains a TOUCH-TONE dial.

Intended for use with 756A PBX.

CONSOLES

Telephone

16 Type



16AW1: A desk surface type telephone console equipped with five 6-button, plug-in type keys and an 80-button direct station selection key and a rotary dial on a low profile sloping surface of a plastic housing. Overall dimensions are 24.090 inches wide by 9.000 inches deep by 4.250 inches high.

The console is equipped with an 8P type dial, a 599J Key located in the first position to the left of the rotary dial, four 598A Keys located to the left of the 599J Key, a 425D Network, a 151E Amplifier, a 4044C Network, an N1A Ringer, and a D250G type cord. Jacks are provided

for the connection of a G3CR type hand set or a number 52 or 53 head set which must be ordered separately.

May be obtained in four colors, green (-51), white (-58), light beige (-60), and light gray (-61) with five paper mats of contrasting colors, silver, gold, blue, green, and cream.

Intended for use in the 800A PBX System.

16AW2: Same as 16AW1 except equipped with a 25A3 TOUCH-TONE dial.

16AW3: Same as 16AW1 except the 598A Key at the extreme left is replaced with a 105B Apparatus Blank.

16AW4: Same as 16AW2 except the 598A Key at the extreme left is replaced by a 105B Apparatus Blank.

16AW5: Same as the 16AW1 except the two 598A Keys at the extreme left are replaced by 105B Apparatus Blanks.

16AW6: Same as the 16AW2 except the two 598A Keys at the extreme left are replaced by 105B Apparatus Blanks.

16AW7: Same as 16AW1 except the three 598A Keys at the extreme left are replaced by 105B Apparatus Blanks.

16AW8: Same as 16AW2 except the three 598A Keys at the extreme left are replaced by 105B Apparatus Blanks.