

AUTHORIZED

1964

HAND TELEPHONE SETS — 202H

MAGNETO — CONNECTIONS

1.00 INTRODUCTION

This section covers the combination of apparatus, circuit diagram, and connections for the 202H hand telephone sets for magneto service.




FIG. 1—202 TYPE

TABLE A—COMBINATION OF APPARATUS

Hand Tel. Set Code	Components					Note
	Handset	Handset Mounting	Apparatus Blank	Handset Cord	Mounting Cord	
202H-3E	E1E-3	D1-3	50J-3 or 94A-3	H3	D4	1, 2
202H-3F	F1A-3, F1G-3, or F4A-3					

Notes

- Codes listed are for apparatus with black finish. For apparatus finished in other colors, the dash number (—3) is changed to the code number for the particular color.
- When the handset is equipped with spring cord, the suffix R will be added to the set code. For example, a 202H-3F hand telephone set becomes a 202HR-3F.

2.00 GENERAL

- 2.01 The 202H hand telephone set may be used in combination with any of the subscriber sets shown in Table B.
- 2.02 Hand telephone sets equipped with E-type handsets may be used when their use does not conflict with transmission zoning requirements.
- 2.03 To obtain complete information on connection of station apparatus, the circuit diagram herein should be matched with the circuit diagram in the section covering the connections for the appropriate subscriber set.

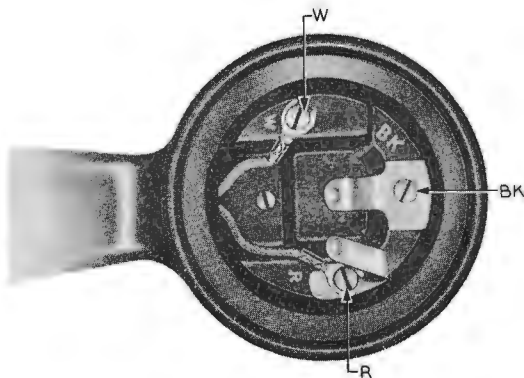
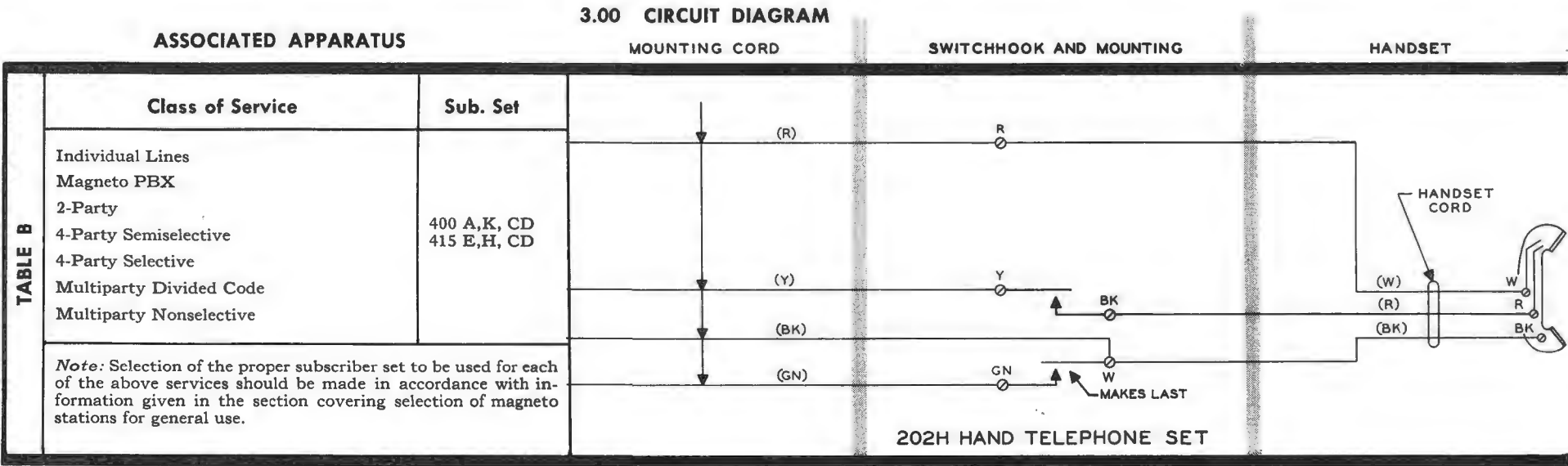


FIG. 2—F1A-3 AND F4A-3 HANDSET

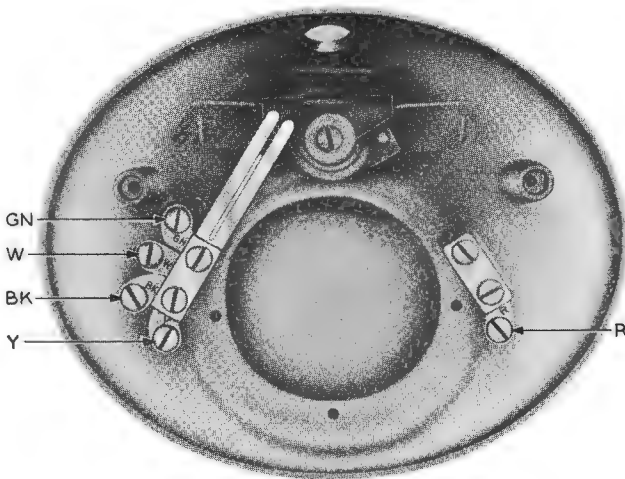


FIG. 3—D1-3 HANDSET MOUNTING