

BELL SYSTEM PRACTICES
Station Installation and Maintenance

SECTION C32.103
Issue 1, 6-1-31
Standard

ANTI-SIDETONE HAND TELEPHONE SETS

201, 202, 203, 205, 206 AND 207 TYPES **DESCRIPTION AND USE**

1. GENERAL

1.01 This section gives general information pertaining to the 201, 202, 203, 205, 206 and 207 types of hand telephone sets, such as their use, description and the combination of apparatus included in these assembly codes.

1.02 The hand telephone sets listed herein are for use with anti-sidetone subscriber sets and, in general, differ from the 101, 102, 103 and 105 type sets in that they have an added conductor in the hand set mounting cord required for anti-sidetone connections.

1.03 **Equivalent Apparatus:** The hand telephone set assembly codes listed herein cover the later type hand set mountings, dials, etc. Where equivalent mountings, dials, etc., are available they may be used in place of those listed.

2. USE**Manual Stations**

CLASS OF SERVICE	HAND TELEPHONE SET (Black finish only)
(a) All manual stations except those listed in (b), (c) and (d)	201A-3, 202A-3
(b) Local Battery Talking, Common Battery Signaling	206A-3
(c) Sets for Subscribers with Impaired Hearing	207A-3
(d) No. 1 Residence System and No. 2 P.B.X.	None

Dial Stations

(e) All Dial Stations except those listed in (f), (g), (h), (i) and (j)	201B-3, 201C-3, 201D-3, 202B-3, 202C-3, 202D-3
(f) Two-Party Selective Message Rate—Party on Tip	203A-3, 203B-3, 203C-3
(g) No. 750-A P.B.X. Key Stations	205A-3, 205B-3, 205C-3 For stations not associated with control cabinet (8 conductor cord) 205D-3, 205E-3, 205F-3 For stations associated with control cabinet (9 conductor cord)
(h) Local Battery Talking, Common Battery Signaling	206B-3, 206C-3, 206D-3
(i) Sets for Subscribers with Impaired Hearing	207B-3, 207C-3, 207D-3
(j) No. 1 Residence System and No. 2 P.B.X.	None

3. DESCRIPTION

3.01 Hand telephone sets of the types referred to herein are shown in the following figures:

201 TYPE HAND TELEPHONE SET

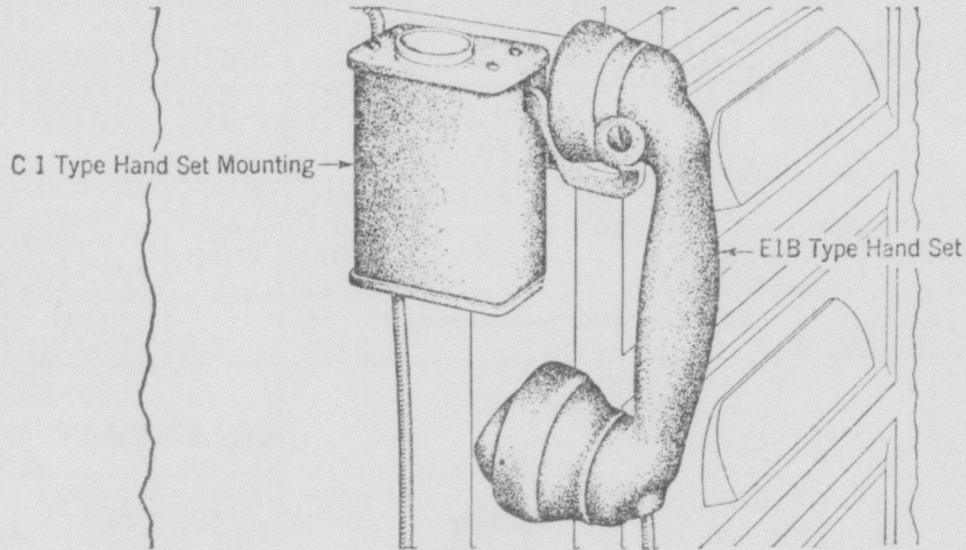


Fig. 1.

202, 203, 206 AND 207 TYPES OF HAND TELEPHONE SETS

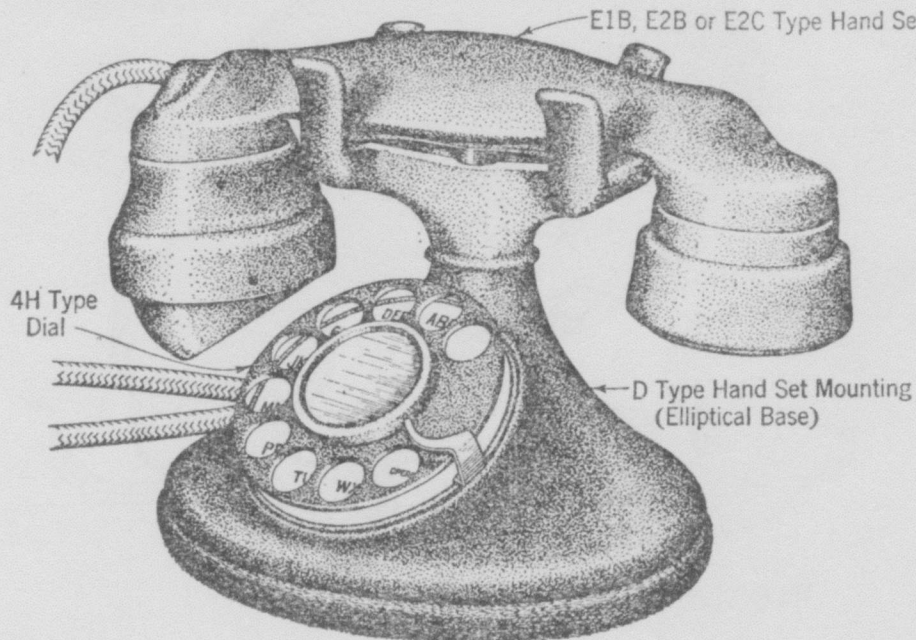


Fig. 2.

205 TYPE HAND TELEPHONE SET

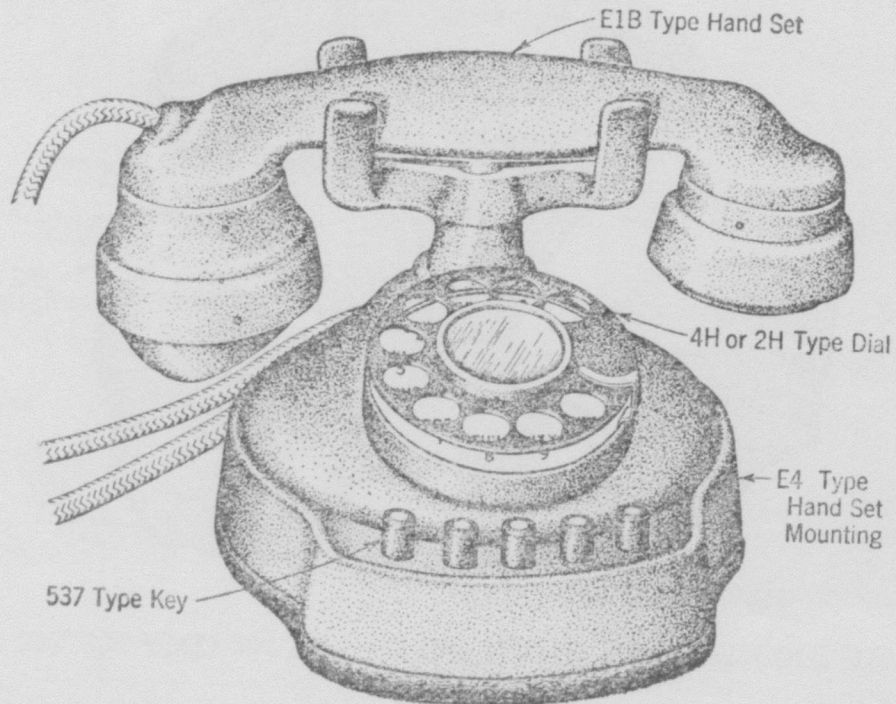


Fig. 3.

4. APPARATUS

HAND TELEPHONE SET CODE (Black finish only)	COMBINATION OF APPARATUS				
	Hand Set	Hand Set Mounting	Apparatus Blank	Dial	Cords
201A-3	E1B-3	C1-3	Card Holder		
*201B-3	E1B-3	C1-3		4HA-3	D5G, 3-1/2 inches
*201C-3	E1B-3	C1-3		4HB-3	D5G, 3-1/2 inches
*201D-3	E1B-3	C1-3		4HE-3	D5G, 3-1/2 inches

* The 201B-3, 201C-3 and 201D-3 also have a 39A-3 dial mounting.

202A-3	E1B-3	D1-3	50J-3		D4N-9, 5-1/2 feet
202B-3	E1B-3	D1-3		4HA-3	D4N-9, 5-1/2 feet Two M1E, 5-1/2 inches
202C-3	E1B-3	D1-3		4HB-3	D4N-9, 5-1/2 feet Two M1E, 5-1/2 inches
202D-3	E1B-3	D1-3		4HE-3	D4N-9, 5-1/2 feet Two M1E, 5-1/2 inches
203A-3	E1B-3	D6-3		4HA-3	D6H-9, 5-1/2 feet Two M1E, 5-1/2 inches One M1E, 7 inches
203B-3	E1B-3	D6-3		4HB-3	D6H-9, 5-1/2 feet Two M1E, 5-1/2 inches One M1E, 7 inches
203C-3	E1B-3	D6-3		4HE-3	D6H-9, 5-1/2 feet Two M1E, 5-1/2 inches One M1E, 7 inches
205A-3	E1B-3	E4-3		4HA-3	D8E-9, 5-1/2 feet Three M1E, 5-1/2 inches
205B-3	E1B-3	E4-3		4HB-3	D8E-9, 5-1/2 feet Three M1E, 5-1/2 inches
205C-3	E1B-3	E4-3		4HE-3	D8E-9, 5-1/2 feet Three M1E, 5-1/2 inches
205D-3	E1B-3	E4-3		4HA-3	D9A-9, 5-1/2 feet Three M1E, 5-1/2 inches

HAND TELEPHONE SET CODE (Black finish only)	COMBINATION OF APPARATUS				
	Hand Set	Hand Set Mounting	Apparatus Blank	Dial	Cords
205E-3	E1B-3	E4-3		4HB-3	D9A-9, 5-1/2 feet Three M1E, 5-1/2 inches
205F-3	E1B-3	E4-3		4HE-3	D9A-9, 5-1/2 feet Three M1E, 5-1/2 inches
206A-3	E2B-3	D5-3	50J-3		D6D-9, 5-1/2 feet
206B-3	E2B-3	D5-3		4HA-3	D6D-9, 5-1/2 feet Two M1E, 5-1/2 inches One M1E, 7 inches
206C-3	E2B-3	D5-3		4HB-3	D6D-9, 5-1/2 feet Two M1E, 5-1/2 inches One M1E, 7 inches
206D-3	E2B-3	D5-3		4HE-3	D6D-9, 5-1/2 feet Two M1E, 5-1/2 inches One M1E, 7 inches
207A-3	E2C-3	D3-3	50J-3		D6D-9, 5-1/2 feet One M1E, 7 inches
207B-3	E2C-3	D3-3		4HA-3	D6D-9, 5-1/2 feet Three M1E, 5-1/2 inches One M1E, 7 inches
207C-3	E2C-3	D3-3		4HB-3	D6D-9, 5-1/2 feet Three M1E, 5-1/2 inches One M1E, 7 inches
207D-3	E2C-3	D3-3		4HE-3	D6D-9, 5-1/2 feet Three M1E, 5-1/2 inches One M1E, 7 inches

5. COLORED FINISHES

5.01 Hand telephone sets and their associated apparatus are also furnished in the colors shown in the following table. To obtain a hand telephone set or its associated apparatus in color, the dash number (-3) for black finished apparatus and (-9) for brown cords associated with the black finished apparatus should be changed as follows:

COLOR	HAND TELEPHONE SETS	CORDS
	HAND SET MOUNTINGS	
	HAND SETS	
	DIALS	
	APPARATUS BLANKS	
Ivory	-4	-4
Gray	-5	-5
Old Brass	-6	-10
Statuary Bronze	-7	-10
Oxidized Silver	-8	-5
Medium Gold	-11	-11
Dark Gold	-12	-11