

272A KEY TELEPHONE UNIT IDENTIFICATION

1. IDENTIFICATION

(a) **Purpose:** To provide an auxiliary mounting for any one 4-inch, 400-series key telephone unit (KTU).

(b) **Application:** 1A2 Key Telephone System.

Note: For connection information refer to Section 518-215-400 to determine pin numbers used for a particular KTU and make connections to corresponding terminals of the 272A KTU.

(c) **Ordering Guide**

- Unit, Telephone, Key, 272A (Fig. 1)

(d) **Design Features**

- Screw type terminals mounted on two terminal strips designated A and B.
- Equipped with one 914A (40-pin) connector (Fig. 2) which is factory-wired to the terminals (Fig. 3) on a terminal per pin basis.
- Front panel equipped with a retainer for locking KTUs in place.
- Terminals 21 through 30 of terminal strip B are vacant and may be used for miscellaneous connections.
- Mounts in standard equipment cabinets and apparatus mountings.




Fig. 1—272A KTU, Rear View




Fig. 2—272A KTU, Front View




Fig. 3—272A KTU, Schematic and Arrangement of Screw Terminals