

PUBLIC TELEPHONE SIGNS

IDENTIFICATION

1.00 INTRODUCTION

This section is reissued to include the KS-16705, List 12 reflectorized sign, and to omit the KS-14154 type illuminated signs, the 9- and 50-type translucent and decalcomania signs, the 60-type masonite sign, and the 23-, 24-, and 26-type porcelain enamel on steel signs. Due to extensive changes marginal arrows have been omitted.

2.00 GENERAL

The public telephone signs in this section are grouped into the following categories:

- Reflectorized
- Baked enamel on aluminum
- Illuminated
- Enameled iron

3.00 REFLECTORIZED SIGNS



Fig. 1 — KS-16705, List 50

Sign, KS-16705, List 50.

For use at KS-16705 walk-up, public telephone mounting.



Fig. 2 — KS-16705, List 51

Sign, KS-16705, List 51.

For use at KS-16705 drive-up, public telephone mounting. Mast, KS-16705, List 70, is needed to mount two signs back to back on mounting post at walk-up, drive-up installations.



Fig. 3 — KS-16540, List 1

Sign, Warning, Advance, KS-16540, List 1.
Advance warning highway sign.



Fig. 4 — KS-16540, List 2

Sign, Warning, Advance, KS-16540, List 2.
Advance warning highway sign.



Fig. 5 — KS-16540, List 3

Sign, Warning, Advance, KS-16540, List 3.
Advance warning highway sign.




Fig. 6 — KS-16540, List 12

Sign, Warning, Advance, KS-16540, List 12.
Advance warning highway sign.

POST, SIGN MOUNTING, KS-16540

List No.	Length
	ft
5	9
9	11

4.00 ILLUMINATED SIGNS




Fig. 7 — KS-16422




Fig. 8 — KS-16422 Assembly

5.00 BAKED ENAMEL ON ALUMINUM SIGNS



Fig. 9 — KS-16597, List 1

Sign, Telephone, Public, KS-16422, List 1.

Use 15-watt fluorescent lamp. Operates on 110- to 125-volt 60-cycle alternating current. Intended for indoor use.

Sign without dome or mounting brackets.

This sign replaces the KS-14154-type public telephone sign.

Dome, Sign, KS-16422, List 2 is a plastic dome with word TELEPHONE on each side.

Dome, Sign, KS-16422, List 3 is a plastic dome with word TELEPHONE and directional arrow on each side.

Bracket, Assembly, KS-16422, List 4.

For parallel or end mounting (one required).

Bracket, Sign, KS-16422, List 5.

For horizontal mounting (one required).

Dome, Sign, KS-16422, List 6.

Blue with word TELEPHONE on each side.

Dome, Sign, KS-16422, List 7.

Blue with word TELEPHONE and arrow on each side.

Sign, Telephone, Public, KS-16597, List 1 (11 inches).

Sign, Telephone, Public, KS-16597, List 2 (18 inches).

Sign, Telephone, Public, KS-16597, List 3 (24 inches).

For mounting at right angles to a surface. These signs replace the 23- and 24-type public telephone signs.

These signs are double faced.

Plate, Reinforcing, KS-16597, List 4.

Reinforcing plate used with list 3 sign when post mounted.




Fig. 10 — KS-19027, Lists 1, 2, and 3

Sign, Telephone, Public, KS-19027, List 1.
Equipped with holes for screw mounting on flat surfaces.

Sign, Telephone, Public, KS-19027, List 2.
Without holes for cement mounting on flat clean surfaces.

The KS-19027, Lists 1 and 2 signs replace the No. 22 and 21 signs, respectively.

Sign, Telephone, Public, KS-19027, List 3.
A new type sign with a pressure-sensitive adhesive on the back for mounting on flat clean surfaces.

The KS-19027, List 3 sign replaces the 9- and 50-type signs.

6.00 ENAMELED IRON SIGNS



Fig. 11 — No. 25

Sign, Telephone, Public, No. 25.
May be suspended or fastened to surface.
Double faced.