

HAND TELEPHONE SETS

HANGING TYPE

CONNECTIONS

* SPECIFICATION CANCELED

Information included in

BSRS-361.203

This index lists the information that forms a part of, or supplements this specification, and indicates the authorized issues thereof.

[illegible]

b—The D Series Bell System Practice of the same number shall be used until the BSRS is available.
c—Information in accordance with that currently authorized.

1. GENERAL

1.01 This specification covers the connections for the hand telephone sets (hanging type) that are listed in Table A.

1.02 Omitted on issue 2 of this page.

2. REQUIREMENTS

2.01 The sets covered by this specification shall be connected as shown on the drawings listed in Table A, except in the case of 211L, 211M, 211P, 212L, and 212M sets equipped with a 61M filter. On sets of the latter description, the connections will vary from those of the applicable drawing. These variations are covered in Table B.

TABLE A

Hand Telephone Sets - Connection Drawings

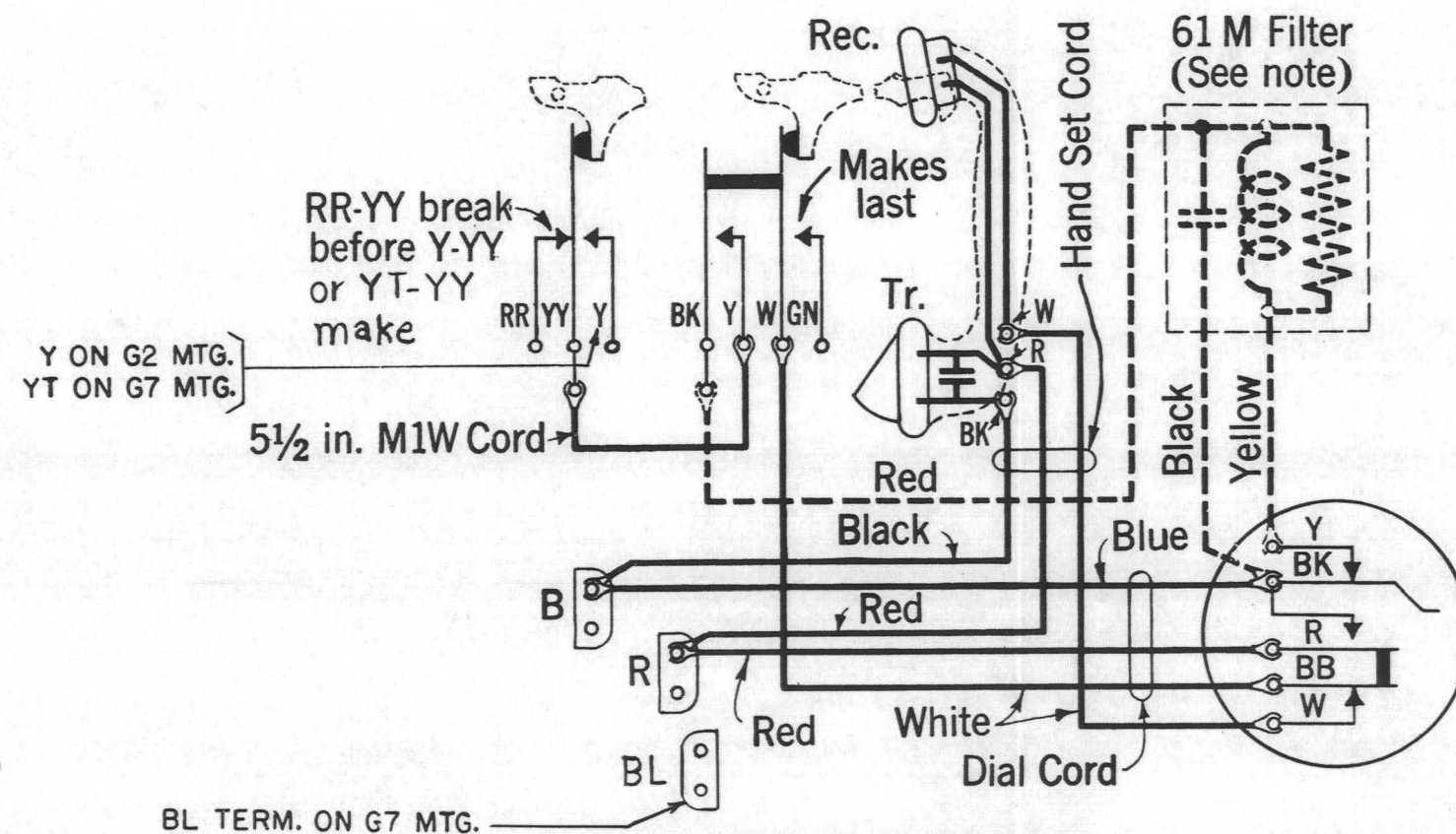
Code No.	Dwg No.	Note	Code No.	Dwg No.	Note
117A & C	LA701792	①	212A, B, & C	ESL738871	
201A, B, C, & D	ESL738869		212L & M	LA540288	①
211A, B, C, & D	ESL738870		213A, B, & C	ESL738874	
211E, F, G, & H	ESL738872		213E	LA700897	①②
211J, L, & M	LA540287	①③	214A, B, C, & D	ESL738873	
211N & P	LA567970	①④			

Notes

- ① The wiring shown in broken lines is not part of the hand telephone sets.
- ② The left figure applies to the 213E set.
- ③ The right upper figure applies to 211J sets and the right lower figure applies to 211L and M sets.
- ④ The right upper figure and the right lower figure apply to 211N and P sets respectively.

TABLE B

Code No. of Set	Strapping Lead Omitted	Termination of Filter Leads		
		Yellow	Red	Black
211L, 211M, 212L & 212M	Black-between term. Y of dial and term. BK of mtg	Term. Y of dial	Term. BK of mtg	Term. BK of dial
211P	Green-between term. G of dial and term. l of mtg	Term. G of dial	Term. l of mtg	Term. BL of dial



Note: If filter is not provided
connect BK mounting contact
to Y of dial with a 5 1/2 inch
M1W cord.

ESL-738871 A-
ISSUE

ISSUE 1 11-22-37
MIW WAS MIE CORD.
M.O. C.D.H.
ISSUE 2 4-19-38
IN TITLE B.S.P. D353.212
WAS SPEC.
L.M. R.H.T. C.M.
ISSUE 3 6-25-54 A.B.K.
YT & BL TERMS. ON G7
MTG. WERE NOT SPEC.
OR SHOWN. "OR YT-YY"
WAS NOT SPEC. FOR LEFT
SPRING COMBINATION.
IN TITLE: 212 A, B, C
WAS NOT SPECIFIED.
FEB 1955
ISSUE 4 11-4-57

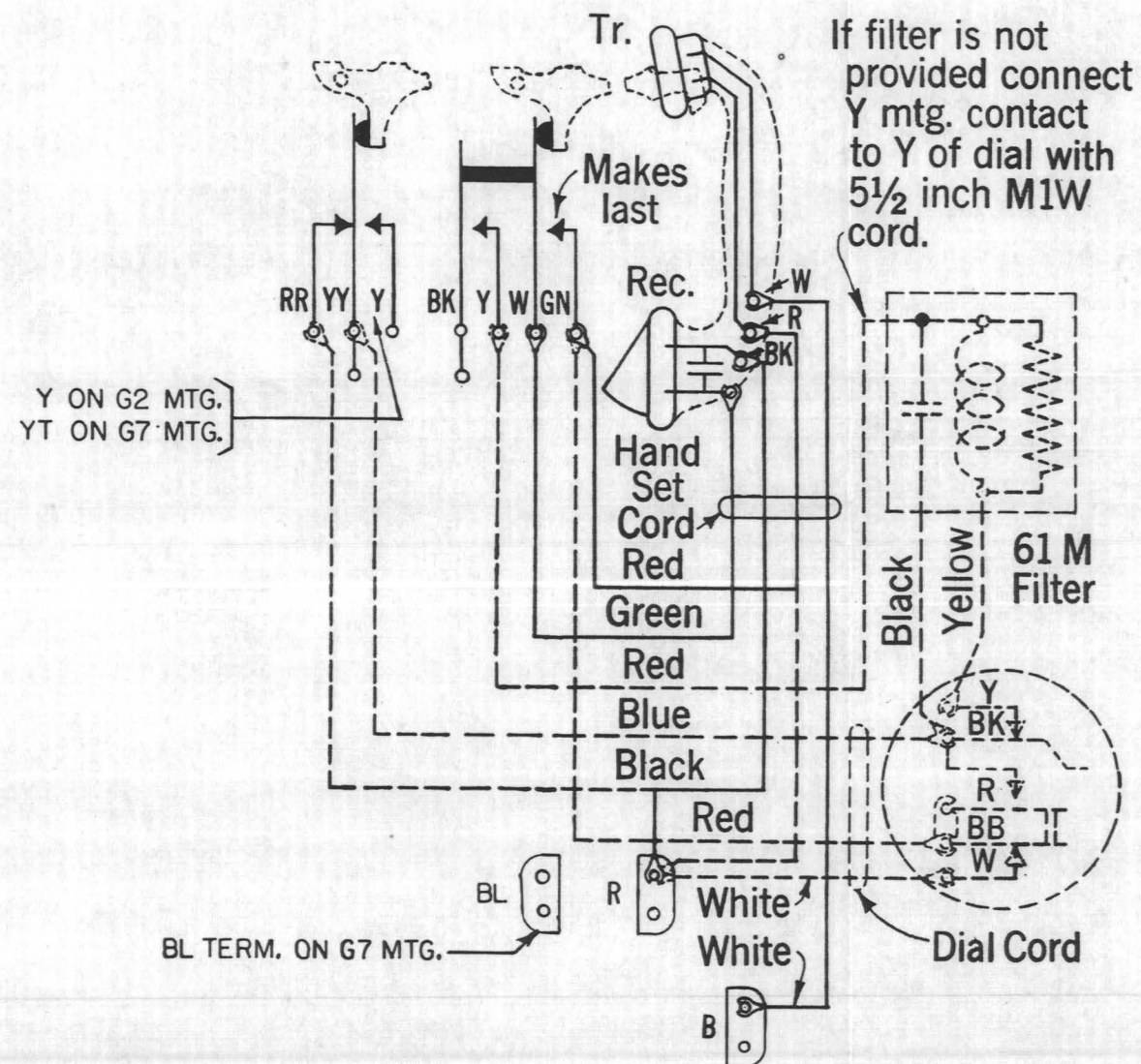
USED ON	DWG.
● DENOTES MANUFACTURE	DISCONTINUED
212 A, B, C HAND TELEPHONE SETS	
CONNECTING DIAGRAM	
SCALE ~	
DRAWN	APPROVED
CHECKED	
WESTERN ELECTRIC CO. INC. ENGINEER OF MANUFACTURE	

LA-

L

APPL'S		
OR M.O.	CH	ENG
BELL TELEPHONE LABORATORIES, INC. NEW YORK		
ESL-738871		
LA-		

LA-



ESL-738873 A.
ISSUE

ISSUE 1 11-22-37
MIW WAS MIE CORD.
M.D. CH.
ISSUE 2 1-19-38
IN TITLE B.S.P. D353-214
WAS SPEC.
L.M. R.H.T. CH.
ISSUE 3 6-25-54 U.G.K.
YT & BL TERMS ON G7
MTG. WERE NOT SPECIFIED
OR SHOWN. IN TITLE :-
204 A, B, C, D WAS NOT
SPECIFIED.
FED. FEB.
ISSUE 4 11-4-57

USED ON DWG.

● DENOTES MANUFACTURE
DISCONTINUED

214A, B, C, D
HAND TELEPHONE SETS

CONNECTIONS DIAGRAM

SCALE ~
DRAWN APPROVED
CHECKED

WESTERN ELECTRIC CO.
INC.
ENGINEER OF MANUFACTURE

LA-

L

APP'LS
DR. M.D. CH. ENG. W.L.B.
BELL TELEPHONE
LABORATORIES, INC.
NEW YORK

ESL-738873

LA-

LA-

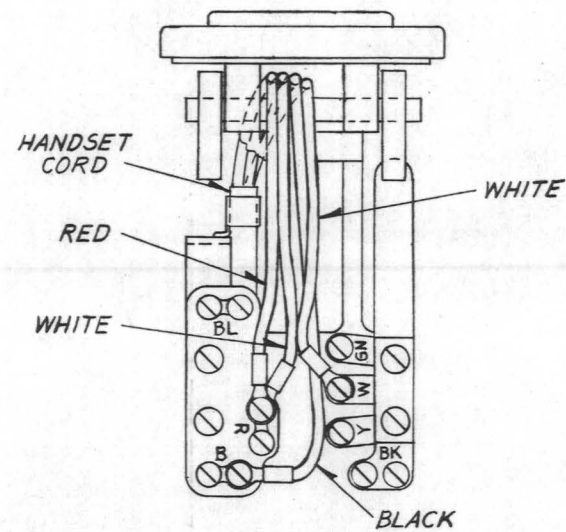


FIG. 1
CORDING FOR MANUAL SERVICE

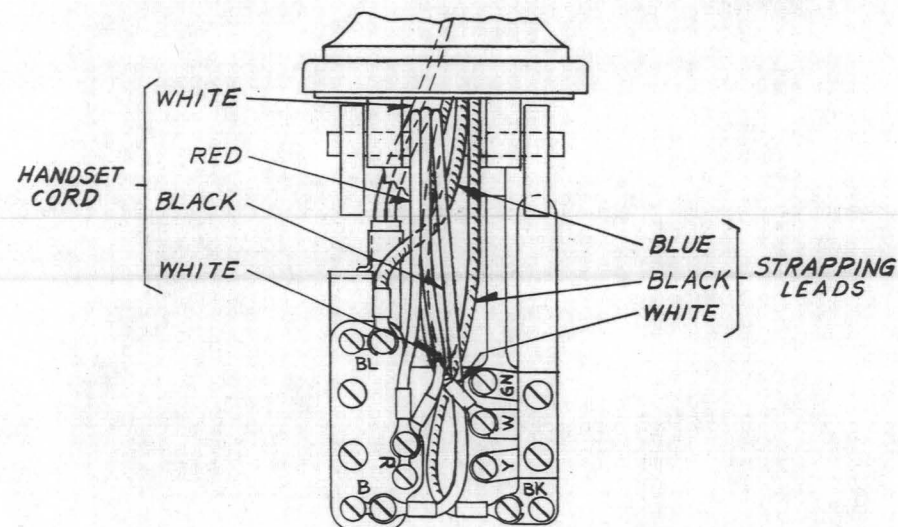
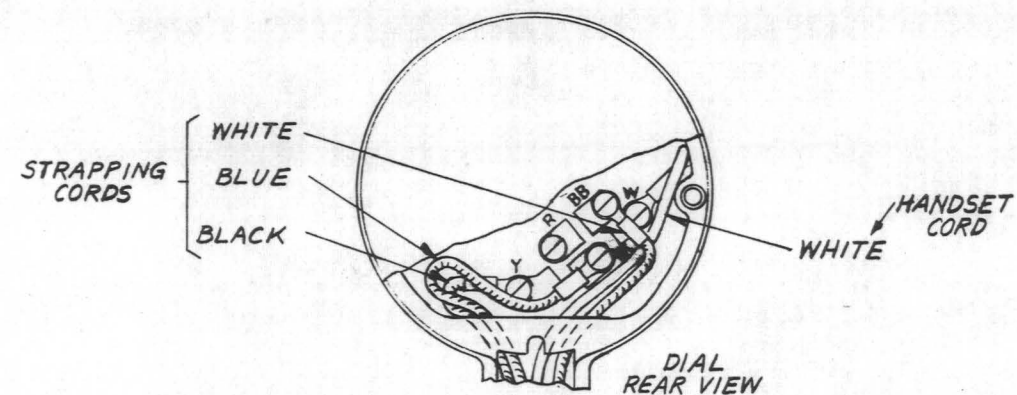
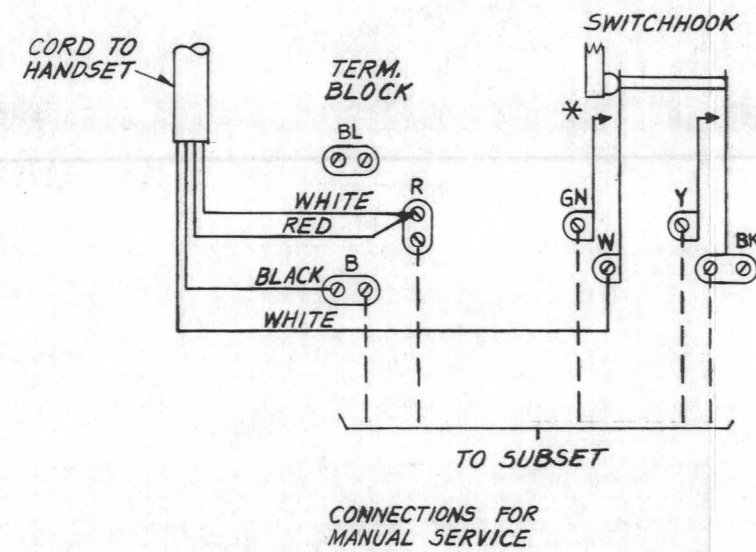
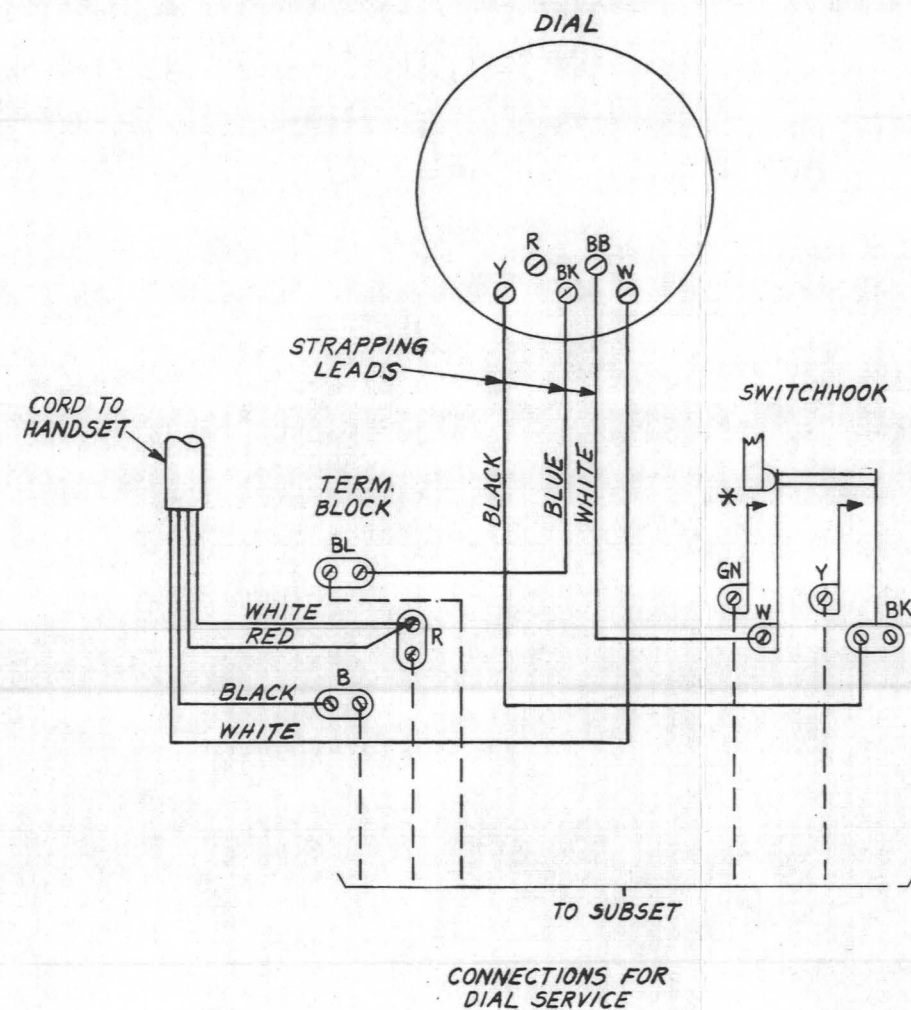


FIG. 2
CORDING FOR DIAL SERVICE



* GN-W MAKE LAST BREAK FIRST.



A-

ENGINEER	PORTER	C.P.	C.A.J.
DRAWN	C.J. YUNGER	C.S.	C.L.B.
ISSUE 1	1-20-55	A.G.K.	
ADDED: TO TITLE, "211M."			
CAH	N.M.	C.S.	C.L.B.
EIR-211M-3 HAND TEL SET			
ISSUE 2	4-4-56		

2 LA-540287

211J, 211L & 211M
HAND TEL. SET
CORDING AND
WIRING DIAGRAM

SCALE ~

WESTERN ELECTRIC CO., INC.
ENGINEER OF MANUFACTURE

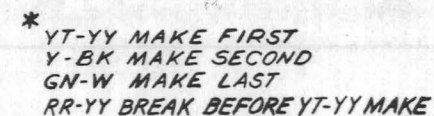
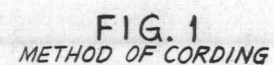
BELL TELEPHONE
LABORATORIES, INC.

DIMENSIONS UP TO AND INCLUDING 72 INCHES EXPRESSED IN INCHES.
NON-LIMITED DIMENSIONS, OTHER THAN SIZE OF RAW MATERIAL, SHALL
BE HELD WITHIN FRACTIONAL DECIMAL

DWG SIZE

4S

LA-540287



A-	
ENGR B. PORTER	HTC/60 CAJ
DRAWN C.V. YUNGER	C84. C.L.B.
ISSUE 1	1-20-55 A.G.F.
ADDED: "B & M" IN TITLE BOX	
M.D.H. Hym	C84. C.L.B.
ERR-212MR-3 HAND TEL SET	UWA
ISSUE: 2	4-4-56

ISSUE 2 | A-540288

212 L & M
HAND TEL. SET
CORDING AND
WIRING DIAGRAM

SCALE ~

WESTERN ELECTRIC CO., INC.
ENGINEER OF MANUFACTURE

**BELL TELEPHONE
LABORATORIES, INC.**

DWG SIZE	
----------	--

4S LA-540288

