

APPARATUS BLANKS IDENTIFICATION

1. GENERAL

1.01 This section describes apparatus blanks and their use in station equipment.

1.02 This section is reissued to add information on:

- 94A apparatus blank
- 95C apparatus blank
- 111B apparatus blank
- 50K apparatus blank

- 111A apparatus blank

2. IDENTIFICATION

2.01 Apparatus blanks are used to cover:

- Opening in nondial telephone.
- Openings in booths, shelves, and plates.
- Unequipped key spaces of 598-, 599-, 656-, 657-, and 635-keys.

2.02 Apparatus blanks for telephones are available in the same colors as telephone sets. Add proper color code when ordering blanks.




Fig. 1—80B—Gray finished disc, 4-15/32 inches in diameter equipped with number card holder group and provided with connecting terminals. For 300- and 325-type outdoor telephone sets.




Fig. 2—85A—Black finished metal disc, 4-15/32 inches in diameter, equipped with number card holder group and connecting terminals. For 320-type explosion-proof telephone sets.





Fig. 3—94A—Plastic plate in all colors, 3-1/64 inches in diameter provided with connecting terminals and chrome plated number card holder group. ♦94A-3 (BK) is not provided with number card holder group. Replaces 82A. For 300-type indoor telephone sets.♦



♦**Fig. 4—95C (Current Model)**—Similar in frontal appearance to the 95C (early model). Equipped with ribs which provide frictional fit to dial mounting bracket on sets having 2 and 3 point suspension.♦




Fig. 5—95B and 95C (Early Model)—95C replaces 95B. 95C (early model) equipped with ribs which provides frictional fit to dial mounting bracket. ♦It will fit only sets having 2 point suspension.♦ 95B provided with mounting bracket and screws. All apparatus blanks are provided with number card holder group. For 500-type telephone sets.

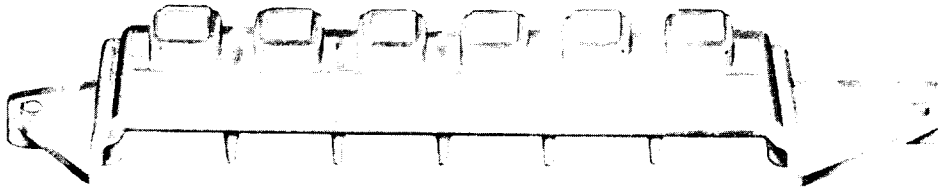
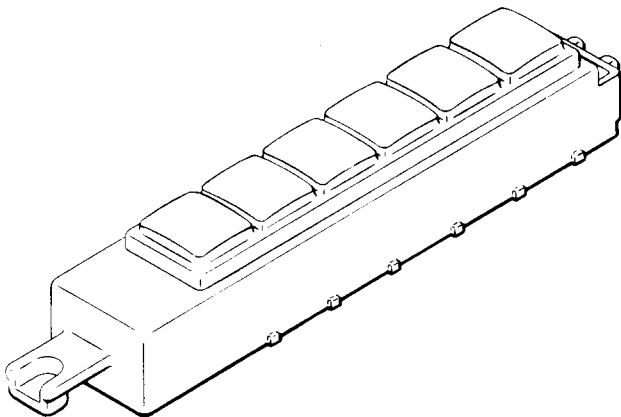



Fig. 6—105B—Molded opaque plastic blank used in unequipped 598- or 599-type key spaces. For 600-type telephone sets and key type consoles.



♦**Fig. 7—111A**—White plastic blank intended for use in the No. 3640A and 3641A type telephone sets to fill the space reserved for additional No. 635² (rectangular buttoned) keys. The width of the blank is the same as that of one of the keys.

111B—Similar in appearance to 111A and used in place of No. 635⁵ (square buttoned) keys.

*Any letter.♦



◆**Fig. 8—50K**—Metal mounting plate, 4-11/16 inches high by 4-3/4 inches wide. Equipped with a card frame, card holder assembly, Allen head mounting screws, and plastic window protector for the instruction card. Early production models will be provided with slot head mounting screws, and without the plastic window. The chrome plated 50K apparatus blank replaces the 50L apparatus blank. For all type coin collectors.◆



Fig. 9—42B—Black finished aluminum blank, 45/64-inch long by 1/2-inch in diameter. For plugging 1/2-inch wiring holes in telephone booths.




Fig. 10—72C—White finished aluminum blank, 51/64-inch long by 63/64-inch in diameter. For plugging 1-inch hole in ceiling of telephone booth.




Fig. 11—93C—White finished wooden blank, 13/16-inch long by 1-7/64 inches in diameter. For plugging 1-1/8 inch hole in ceiling of telephone booth.




Fig. 12—P-347248—Metal plate $7\frac{3}{8}$ inches long by $6\frac{5}{16}$ inches wide. For 10- and 11-type telephone booths when the KS-14125 blower is omitted.




Fig. 13—KS-14611, List 45—Metal blank, $9\frac{27}{32}$ inches long by $1\frac{7}{8}$ inches high by 4 inches wide. For use in KS-14611, List 2 and List 3 outdoor booth directory racks when only one directory is placed. This blank can be installed only in the left compartment of a directory rack.




Fig. 14—107B—Clear anodized aluminum sheet with drawn edges, 12-1/2 inches high by 9-1/2 inches wide. For covering opening of 113-type apparatus box in absence of 750-type telephone set and 114-type apparatus box in absence of 752-type telephone sets. Provided with mounting brackets and screws.

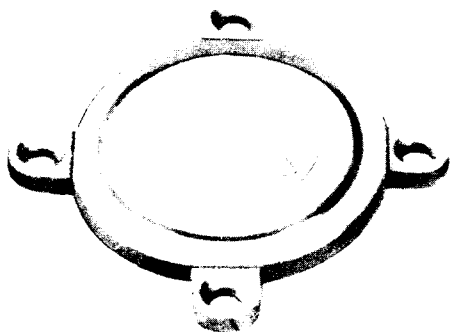


Fig. 15—108A—Colored plastic plate; available in light olive gray (-49), brown (-54), and ivory (-50). For covering unused opening in 16A faceplate.