

## TELEPHONE SETS — 302E, G, 5302G

### COMMON BATTERY — CONNECTIONS

#### 1.00 INTRODUCTION

1.01 This section covers the combination of apparatus, circuit diagram, and connections for the 302E and G, and the 5302G telephone sets.

1.02 These sets are used for the following services:

- Individual lines.
- PBX stations.
- 2-party flat rate.
- 2-party message rate (manual and ring party dial).
- 4-party semiselective.
- Multiparty nonselective.
- Multiparty divided code.



FIG. 1—302 TYPE



FIG. 2—5302 TYPE-G HANDSET




FIG. 3—5302 TYPE-F HANDSET

TABLE A—COMBINATION OF APPARATUS

Hand Tel. Set Code	Use	Components						
		Handset	Dial	Apparatus Blank	Induction Coil	Ringer	Capacitor	Filter (Optional)
302E	Manual	F1	—	82A or 94A	101A	B1AL	195A	—
302G	Dial		5H or 6A	—				61P
5302G	Dial	F1, F4, G1	5M or 6H	—				61S

2.00 CONNECTIONS

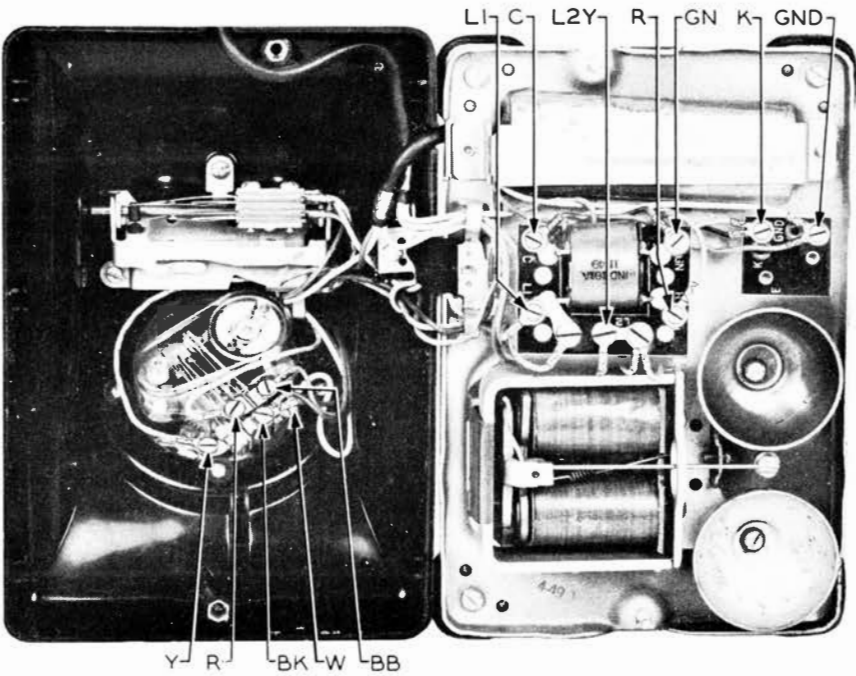


FIG. 4—302G (5302G IS SIMILAR)

TABLE B—LINE AND RINGER CONNECTIONS

Wire or Lead		Individual or Bridged	Ring Party Positions 1, 3, 5, 7, 9	Tip Party Positions 2, 4, 6, 8, 10
Mounting Cord In Set	R	L1	<b>L2Y</b>	L1
	GN	L2Y	<b>L1</b>	L2Y
	Y	GND	GND	GND
Ringer Leads	R	L1	<b>K</b>	GND
	BK	K	<b>GND</b>	K
Mounting Cord at Connecting Block	R	R	R	R
	GN	G	G	G
	Y	Y	Y	Y

Note: Bold face type indicates connections that may be changed in set as furnished.

### 3.00 CIRCUIT DIAGRAM

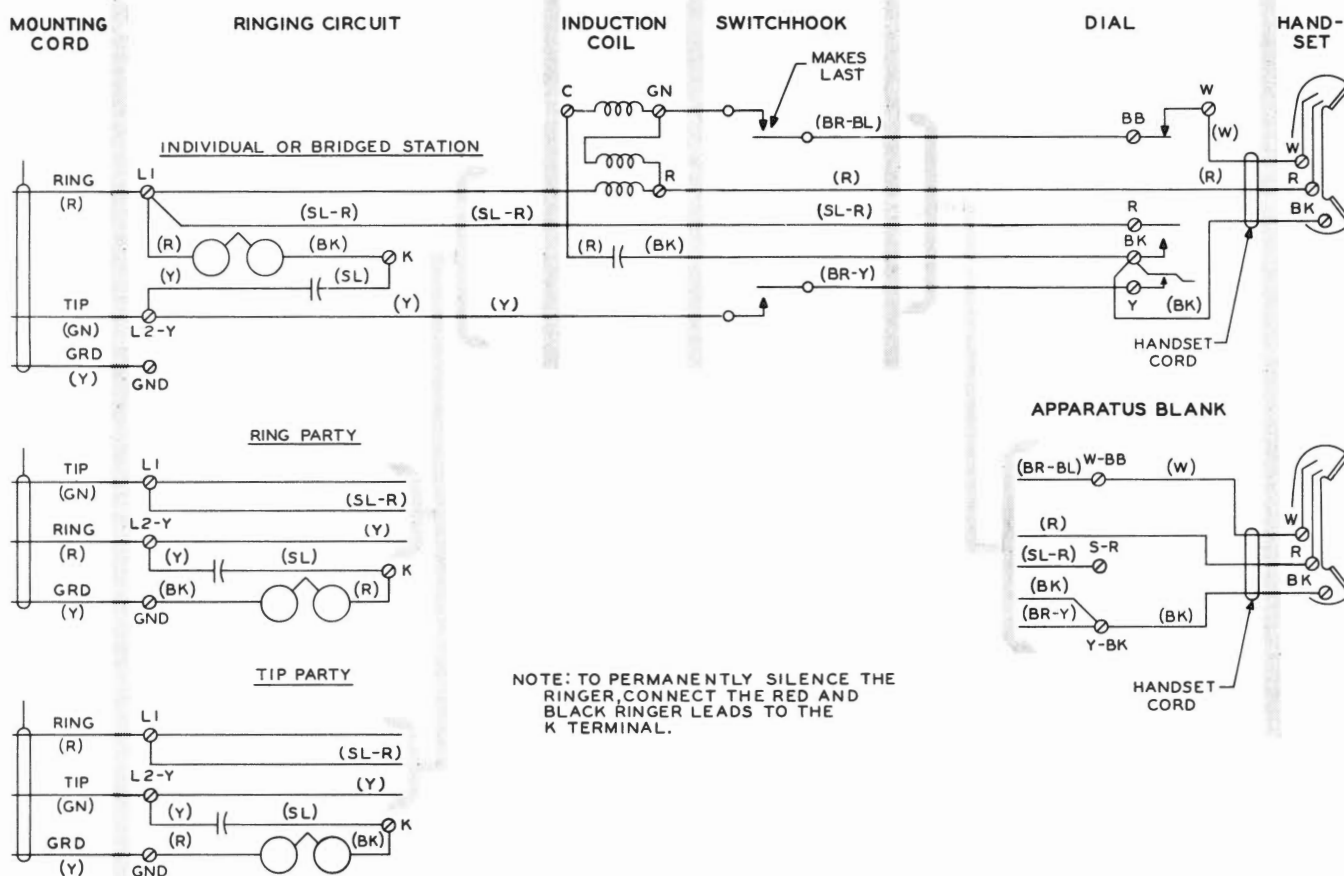


FIG. 5—302E, G, AND 5302G CIRCUIT DIAGRAM

### 4.00 FILTER CONNECTIONS

When a radio-frequency suppression filter is used in the 302G or 5302G telephone set, make connections as shown in Fig. 6.

### 5.00 RINGERS

The ringers in these sets are of high-impedance type. For information on the number and type of ringing bridges permitted on each line, reference should be made to the C Section covering ringer limitations.

### 6.00 G-TYPE HANDSET

When a G-type handset is used with the 5302G telephone set, the red and one white conductor of the handset cord should be terminated on the R terminal of the induction coil, and the remaining conductors to their respective terminals.

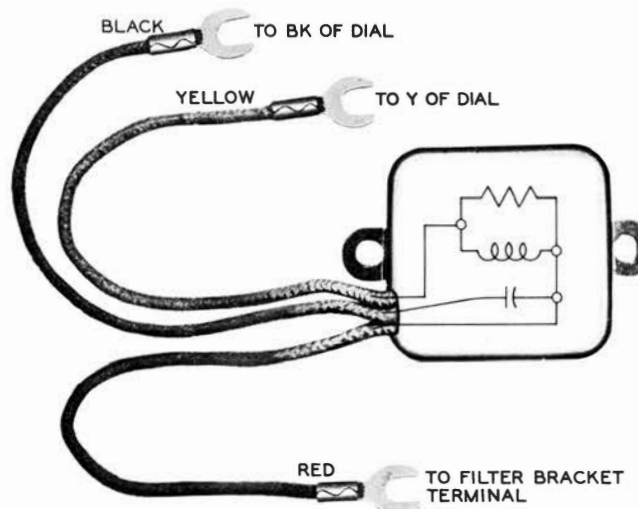


FIG. 6—61P OR 61S FILTER (WITHOUT BRACKET)