

KS-19206 BOOTH

IDENTIFICATION AND ASSEMBLY OF PARTS

1. GENERAL

1.01 This section is reissued to:

- Reflect minor changes in design
- Revise illustrations

1.02 Since this reissue covers a general revision, arrows ordinarily used to indicate changes have been omitted.

1.03 The KS-19206 booth (Fig. 1) is designed for indoor use only. The exterior is gray vinyl painted steel. The interior is composed of off-white porcelain enamel liners.

1.04 The booth may be installed in single or multiple units. See Table A for list numbers available.

1.05 A contour seat is provided in the left rear corner for sit-down service. Also featured is a writing shelf which extends along the right side and part of the rear wall. Both are furnished as part of the booth.

1.06 A KS-19268, List 1 rubber mat covers the floor.

1.07 The booth has a single curved door that rolls into a recess on the left side behind the seat. The door is equipped with two glass panels separated by a horizontal center rail.

1.08 The booth is designed to mount a variety of coin telephone sets by using the appropriate installation kits. See Table A.

1.09 A KS-19207, List 1 light and blower unit (Fig. 2) is provided in the booth. This unit contains one circular 40-watt fluorescent lamp and a blower that is mounted in the center. Both the light and blower may be controlled by




Fig. 1 — KS-19206 Booth

a door-operated switch assembly (B-650626). The blower may also be controlled by a wall-mounted switch assembly (B-555994) and the lamp may be wired for continuous illumination. The installation section shows the various wiring options.

1.10 A sign, illuminated by a 20-watt fluorescent lamp (G. E. F30-T8-CW-4, Westinghouse F18-T8-CW-30, or Sylvania F18-T8-CW-K-30), is mounted above the door. Available signs are listed in Table A.

TABLE A
KS-19206 LIST NUMBERS

LIST	DESCRIPTION	REMARKS
1	Booth, telephone KS-19206	Includes KS-19207, List 1 light and blower unit, 42A connecting block, KS-16797, List 15 power cord, and a card-holder, plus any of the following items when specified by list number.
5	Kit, coin telephone installation*	For 233- or 234-type coin collector. Includes backboard, subscriber set mounting plate, subscriber set wire, and necessary screws.
6	Kit, coin telephone installation*	For 1A1 or 236G coin telephone. Includes backboard and necessary screws.
7	Kit, coin telephone installation*	For 2A1 or 235G coin telephone. Includes backboard and necessary screws.
8	Sign, telephone, blue letters	
9	Sign, telephone, blank	For multiple installations.
10	Kit, multiple booth installation	To facilitate multiple installations.
11	Panel, color, orange	Specify color desired when ordering booth.
12	Panel, color, light blue	
13	Panel, color, white	

*Sufficient station wire is furnished with each kit.

1.11 Power for lights and blower is supplied by means of a KS-16797, List 15 cable assembly (Fig. 3). The cable is furnished as part of the booth assembly for plugging into the power-service outlet. Where local regulations permit clamp may be used to prevent accidental removal of cable assembly from power-service outlet.

1.12 In multiple installations, electrical wiring may be run from booth to booth through knockouts provided in the sides of booth at ceiling level.

1.13 A 42A-type connecting block (Fig. 3) is included as part of the booth.




Fig. 2 — KS-19207, List 1 Light and Blower Unit




Fig. 3 — KS-19206 Booth Ceiling Assembly