

## TELEPHONE SETS

### DESCRIPTION AND USE

#### 1. GENERAL

1.01 This section describes the head telephone sets, hand sets, and dialing units used for communicating by outside plant forces.

1.02 This section is reissued to include the 52N Test Set and reference to the 1013A Hand Set as well as to delete the superseded sets listed in Table A. Since this is a general revision, arrows denoting change have been omitted.

TABLE A

SUPERSEDED SET	REPLACEMENT
52D Head Tel. Set	52N Head Tel. Set
6066A Tel. Set	None — MD
6067A " "	" — "
FIH Hand Set	" — "
55A Test Set	52E Head Tel. Set
62A " "	" " " "
63A " "	52N " " "
1011B " "	1013A Hand Set

#### 2. 52 TYPE HEAD TELEPHONE SETS

2.01 *The 52E Head Telephone Set* (Fig. 1) which is intended primarily for splicing forces consists of an HC3 Receiver and an N1 Transmitter connected in series with an L2Y Cord. The free ends of the cords are equipped with P16E169 Test Clips. A 516A Capacitor, integral with the cord prevents interference when the set is used on working pairs. The receiver is equipped with a 15C Headband. In addition to its use in identifying conductors and communicating between splices, the set can be used to communicate through manual offices and, in conjunction with a 52A Test Set (dial unit), can be used to communicate through dial offices.

2.02 *The 52N Head Telephone Set*, shown in Fig. 1, consists of an HC6 Receiver and an N1 Transmitter connected in parallel with an L4CA cord (retractile, 3 feet long extending to 15 feet) and a 396A Plug. The receiver is equipped with a 15F Headband. The set is intended for communicating with a local battery talking set such as the 84A Test Set (106-020-120).

#### 3. 1011A HAND SET

3.01 The 1011A Hand Set is to be used by outside plant forces in manual central office areas. The set (Fig. 2) consists of a soft rubber handle containing an F1 Transmitter, a P44E818 Receiver, a 361C Capacitor, a switch for cutting the capacitor in or out of the circuit for monitoring purposes, and a W2BT Cord. A KS-16360 Snap is available for carrying the hand set on a lineman's belt; this snap must be ordered separately.

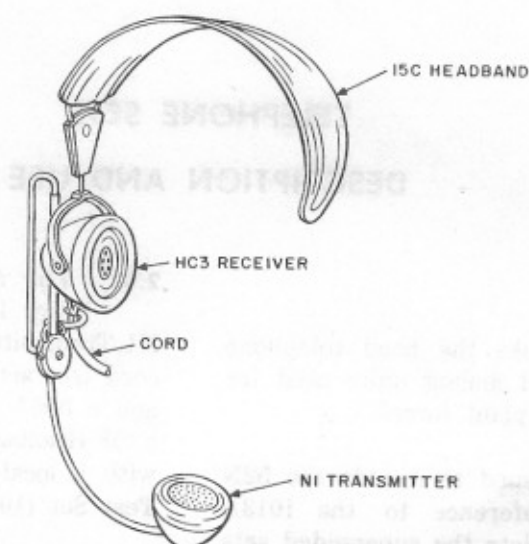
#### 4. 1011B HAND SET

4.01 The 1011B Hand Set (dial) has been replaced by the 1013A Hand Set which is described and illustrated in 106-020-113.

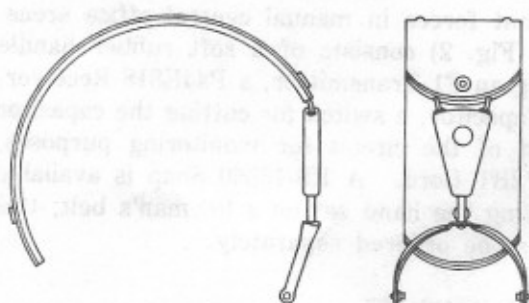
#### 5. 52A TEST SET

5.01 The 52A Test Set (Fig. 3) is a dialing unit for use with the 52E Head Telephone Set. It consists of a 6A Dial, a 152A Condenser, and a switch contained in an aluminum case. The set is equipped with a W2AF Cord and a leather strap for suspending the unit from a belt. The switch is of the locking type and is for placing the capacitor in or out of the circuit. A red spot appears when the capacitor is shorted out of the Circuit.

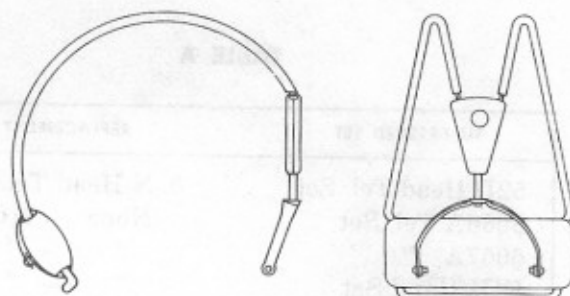
5.02 To use the set, connect the cord of the 52E Head Telephone Set to the terminals and, with the capacitor in the circuit, connect the 52A Test Set to a cable pair. If the circuit is free, rotate the capacitor switch, wait for tone and then dial the number desired.



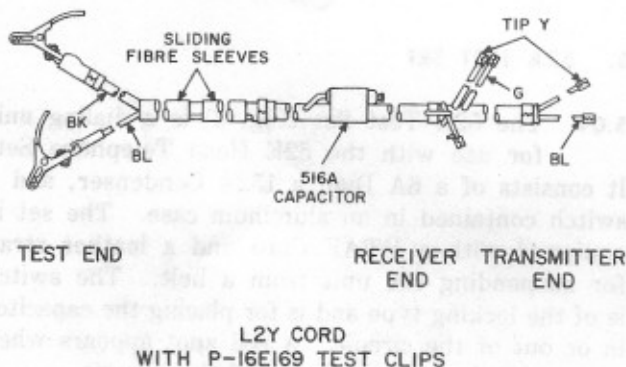
52E HEAD TELEPHONE SET



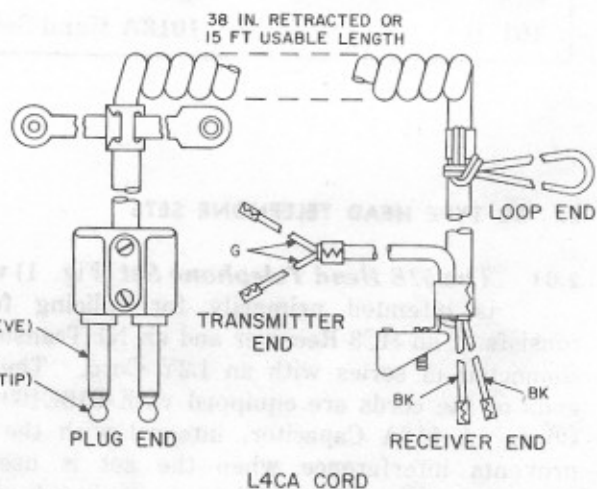
I5C HEADBAND



I5F HEADBAND



52E HEAD TELEPHONE SET



52N HEAD TELEPHONE SET

Fig. 1—52 Type Head Telephone Sets




Fig. 2—1011A Hand Set

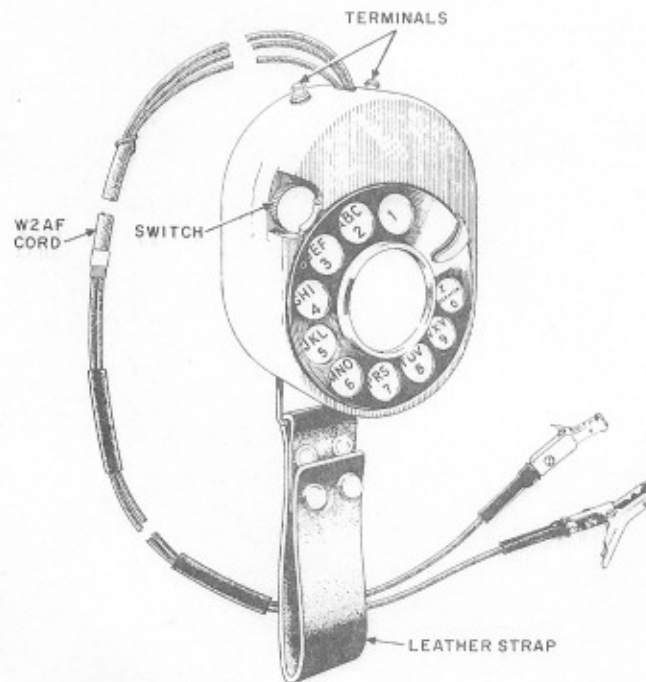


Fig. 3—52A Test Set