

HAND TOOLS

ALUMINUM OXIDE COATED

MAINTENANCE AND INSPECTION

1. GENERAL

1.01 This section covers the use, maintenance, and inspection of aluminum oxide coated hand tools. ETL is affected.

1.02 Aluminum oxide coating serves as an insulator to prevent accidental shorts and crosses on working circuits. The coating is not designed to provide protection to craftsmen. Its purpose is to reduce "noise" and "clicks" on subscribers' lines and on special service circuits. The coating does not replace the special application of tape required for work on power plants or power distribution panels.

1.03 The coating is abrasion resistant but it is subject to chipping. It may chip back from the tips and jaws of pliers about 1/16 to 1/8 inch. Chipping usually will not occur beyond this distance unless the tool is subjected to impact.

1.04 The coating is expected to be effective for more than twelve months. It may become dirty, discolored and marked by brass or other metals but the insulating properties are not affected. It is not economical to recoat tools. However, tools with worn or chipped coating can be used for work other than on distributing frames.

2. USE

2.01 Coated tools shall be used for working on distributing frames and cross connection frames.

2.02 Coated tools shall be furnished to central office framemen. It may be desirable to

furnish these tools to other craftsmen who frequently work on distributing frames or other cross-connection frames.

2.03 Coated soldering copper tips shall be used on all distributing frames and cross-connection frames which require soldered connections. Section 075-190-501, Electric Soldering Coppers and Irons—Tests and Inspections, covers maintenance requirements for coated soldering copper tips.

2.04 There is no requirement for coated diagonal pliers to be used on distributing frames.

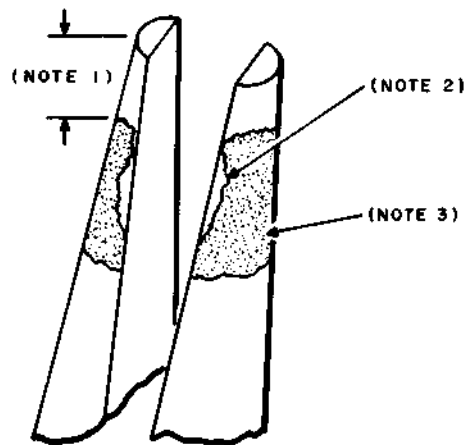
2.05 Information of the following coated hand tools can be found in the indicated sections:

| SECTION | TITLE |
|-------------|---------------------------------------|
| 074-711-101 | Pliers, Long Nose, D & E AT-7860 |
| 074-711-101 | Pliers, Long Nose, F AT-6267 |
| 074-711-101 | Pliers, Short Nose, C AT-8479 |
| 074-711-101 | Cutter, Diagonal, 6" C AT-7858 |
| 074-711-101 | Cutters, Diagonal, V-Notch C, AT-7858 |

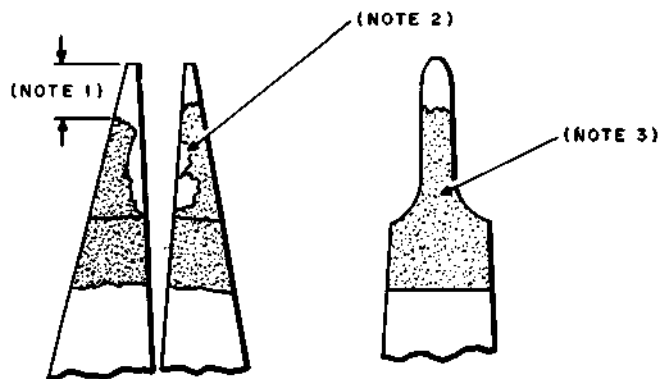
3. MAINTENANCE AND INSPECTION

3.01 Coated hand tools shall be inspected at the frequency specified in the ETL. Chipping shall not exceed limits shown in Fig. 1.

3.02 Test and inspection should be visual, using Fig. 1 as a criterion.



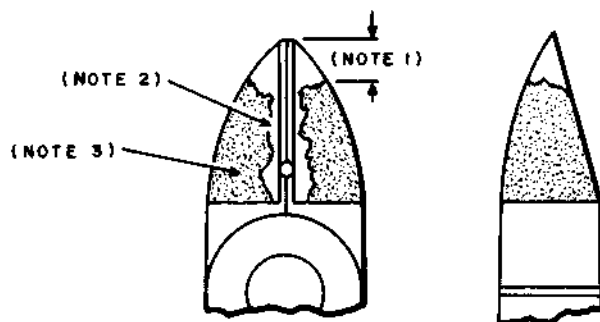
D, E, F LONG NOSE PLIERS



C SHORT NOSE PLIERS

NOTES:

1. 3/8 IN. MAX. CHIPPING ON ANY TIP.
2. 1/8 IN. MAX. CHIPPING ON ANY EDGE.
3. NO HOLES IN THE COATING ON BACK OR TERMINAL-CONTACTING SURFACE.



C DIAGONAL PLIERS

Fig. 1—Areas and Extent of Permissible Chipping