

DROP AND BLOCK WIRING

AVOIDING TREE INTERFERENCE

1. GENERAL

1.01 This section outlines methods of avoiding tree interference with drop wires. It is issued principally to provide information on routing wires to obtain adequate clearance from trees, and on trimming trees.

1.02 This information was formerly covered in Section 625-450-200 (G32.160) which is canceled.

1.03 For information on the following subjects refer to the sections indicated:

Subject	Section
Tree Guards	462-450-100
Mechanical Protection on Buildings ..	462-450-205

1.04 Endeavor to obtain clearance in terms of feet rather than inches between drop wires and tree trunks, limbs, branches, twigs, and foliage in order to avoid contacts as the result of tree growth.

2. METHODS OF AVOIDING TREE INTERFERENCE

2.01 General— When planning drop wire runs, tree interference can usually be avoided in one of the following ways:

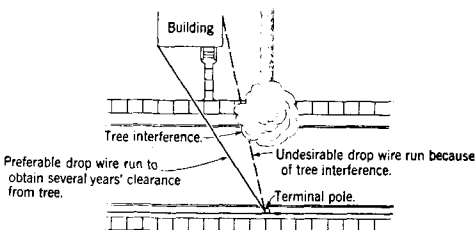


Fig. 1 — Avoiding Tree Interference by Proper Location of First Attachment on Building

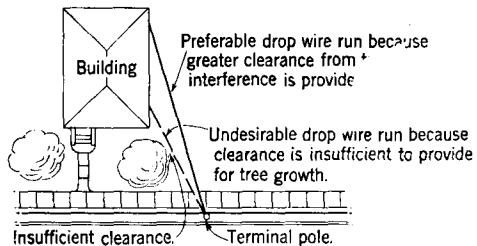
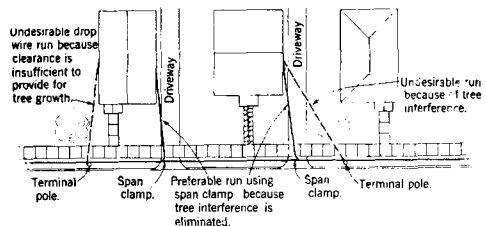


Fig. 2 — Providing Adequate Clearance from Tree Interference by Proper Location of First Attachment on Building

- (a) By locating the first building attachment so that the drop will adequately clear trees (see 2.02).
- (b) By spanning to a building from a span clamp (see 2.03).
- (c) By running drop wire below bottom branches of trees (see 2.04).
- (d) By spanning to an adjacent building, garage, etc, if permission can be obtained (see 2.05).
- (e) By trimming trees if permissible (see 3.01 and 3.02).
- (f) By obtaining a reassignment to another terminal if this will not increase the length of the drop by more than one pole-to-pole span.



Note: Consider running wire over a driveway as it usually is free from tree interference.

Fig. 3 — Eliminating Tree Interference by Using a Span Clamp

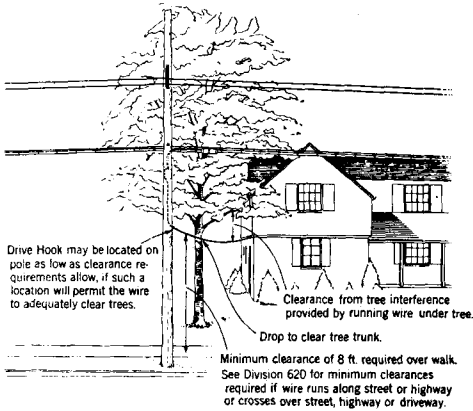


Fig. 4 — Eliminating Tree Interference by Locating Pole Attachment as Low as Clearance Requirements Allow in Order to Run Wire under Tree

2.02 Locating First Building Attachment — By carefully selecting the location for the first building attachment, as shown in Fig. 1 and 2, adequate clearance can frequently be obtained between drop wires and trees.

2.03 Using a Span Clamp — By spanning to a building from a span clamp instead of from a pole, as shown in Fig. 3, adequate clearance can sometimes be obtained between drop wires and trees.

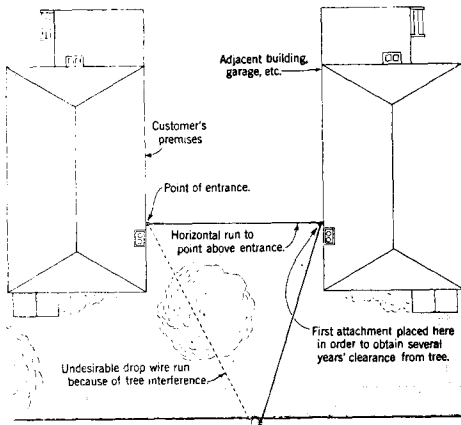


Fig. 5 — Avoiding Tree Interference by Attaching to an Adjacent Building

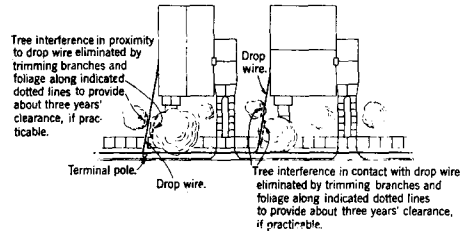


Fig. 6 — Trimming Side of Trees to Provide about a 3 Years' Clearance

2.04 Running Wire under Tree — By routing a drop wire under the bottom branches as shown in Fig. 4, tree interference can sometimes be avoided.

2.05 Spanning to an Adjacent Building — By spanning to an adjacent building, garage, etc., as shown in Fig. 5, adequate clearance between drop wires and trees can often be obtained.

3. TRIMMING TREES

3.01 Trimming trees is frequently the preferred method of avoiding abrasion of drop wire. Unless it is definitely known that it is not permissible to prune trees, make every reasonable effort to obtain consent instead of assuming otherwise.

3.02 Where interference is to be avoided by trimming trees, pruning problems will arise in performing the work. It is essential, therefore, that workmen engaged in placing and maintaining drop wire be familiar with the tree pruning methods covered in Division 620. In reviewing these sections, note the following points among other information covered:

- (a) Good public relations shall be maintained in performing tree trimming work.
- (b) The time required to do a workmanlike pruning job is no greater than doing a haphazard one.
- (c) Particular attention should be given to pruning those branches, both horizontal and vertical, growing in the direction toward the drop wire.

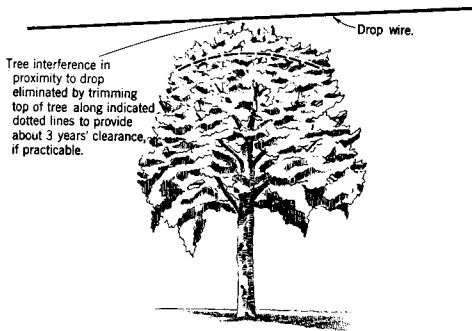


Fig. 7 — Trimming Top of Tree to Provide about 3 Years' Clearance

(d) In removing branches, make flush cuts to reduce to a minimum the possibility of sprouting.

(e) If practicable, provide as much as a 3 years' clearance in trimming the tree, estimating tree growth in accordance with Section 620-310-200, which lists fast-growing and slow-growing trees. If it is impracticable to trim to this extent, trim as much as possible, and follow Section 462-450-100 for protecting wire with tree guards. (See Fig. 6 and 7.)

(f) Obtain adequate clearance from small branches, twigs, and foliage as well as from larger branches and limbs. Small branches and twigs grow rapidly and cause considerable abrasion in whipping and rubbing against drop wire.

(g) In running a wire under branches during the dormant season, provide a clearance sufficient to adequately clear them when they are weighted down with leaves. Likewise, in running a wire over leafed branches, keep in mind that these branches will be in a higher position during the dormant period.