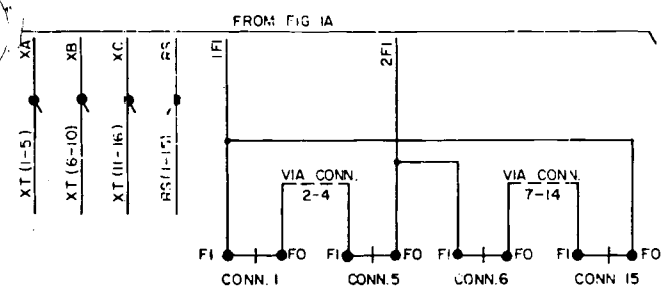
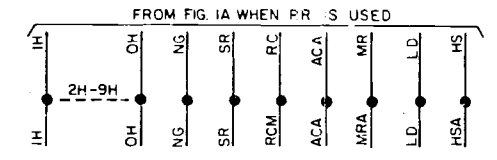


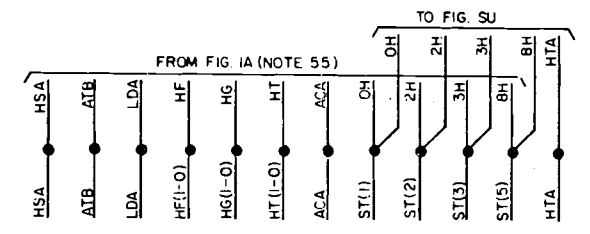
**FIG. CN**  
CONNECTOR CKT  
H-850603-A OR EQUIV.  
(FOR REF. ONLY)



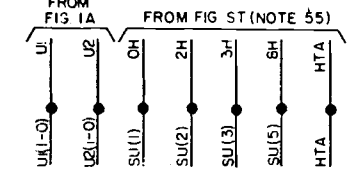
**FIG. PR**  
SEE JOB DRAWING FOR CKT.  
(FOR REF. ONLY)



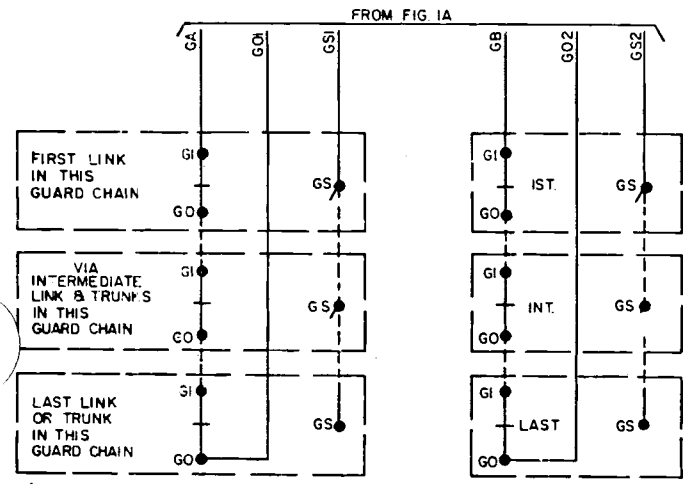
**FIG. ST**  
SELECTOR TENS CONTROL  
CB-5314 OR EQUIV.  
(FOR REF. ONLY)



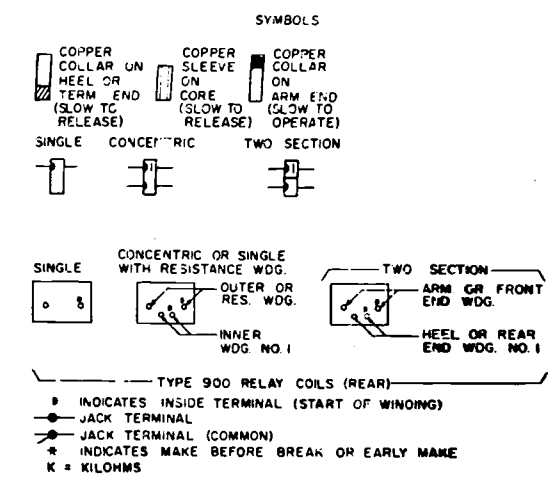
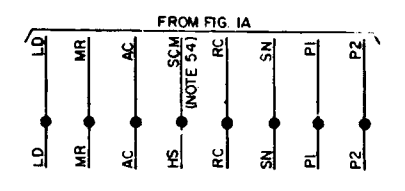
**FIG. SU**  
SELECTOR UNITS CONTROL  
CB-5314 OR EQUIV.  
(FOR REF. ONLY)



**FIG. GC**  
TYPICAL GUARD CHAINS  
(FOR REF. ONLY)



**FIG. LK**  
LINK CKT.  
C-6239 OR EQUIV.  
(FOR REF. ONLY)



**INSTALLING NOTES:**

76-INSTALLER SHALL CONNECT "X" WIRING WHEN THIS CIRCUIT IS USED ON A P.A.B.X.

**MANUFACTURING NOTES:**

- 1-ALL WATTAGES SHOWN ARE MINIMUM.
- 2-CR1-4 AND CR8-12 TO BE NL-18335. CR5-7 TO BE NL-19185. CR13 TO BE NL-18286. CR14 AND CR15 TO BE NL-18964.
- 3-PRIOR TO ISSUE 7, "A" WIRING & APPARATUS WERE NOT SHOWN. BEGINNING WITH ISSUE 7, "A" WIRING & APPARATUS BECAME PART OF CIRCUIT.

**ENGINEERING NOTES:**

- 51-CONNECT LEAD "NG" TO GROUND IF PREFIX REGISTER IS NOT USED.
- 52-STRAP LEAD "HU3" TO LEAD "HU1" (OR "HU2") TO ASSIGN SELECTOR BANK UNITS NUMBERS 1-5 (OR 6-0) TO CONNECTORS 11-15.
- 53-IF PREFIX REGISTER IS USED, CONNECT THIS LEAD "HS" TO LEAD "HSA" OF PREFIX REGISTER AS SHOWN. IF PREFIX REGISTER IS NOT USED, CONNECT THIS LEAD "HS" DIRECT TO LINK LEAD "HS".
- 54-CONNECT LEAD "SCM" TO METER FOR REGISTERING ORIGINATING CALL ATTEMPTS, IF REQUIRED.
- 55-IF PREFIX REGISTER IS NOT USED, LEADS "1H"-CM" CONNECT DIRECTLY TO FIGURE "ST". IN THE EXAMPLE SHOWN, DIGIT LEAD "1" IS CONNECTED TO ABSORB REPEATEDLY (RESET); DIGIT LEADS "2" AND "3" ARE CONNECTED FOR LOCAL HUNDREDS SELECTIONS; DIGIT LEADS "4", "5", "6", AND "7", ARE WIRED TO CAUSE RETURN OF BUSY SIGNAL; DIGIT LEAD "9" IS ASSIGNED FOR PAYSTATIONS (NAME SELECTIONS IN 200 LINE GROUP); AND DIGIT LEADS "8" AND "0" ARE USED FOR TRUNK GROUP ACCESS. DIFFERENT DIGIT ASSIGNMENTS MAY BE MADE BY APPROPRIATE CONNECTIONS OF LEADS "1H"-OH" TO LEADS "MR", "RC" OR TO RELAYS "ST", "SU".

ASSOCIATED DRAWINGS		
DRAWING NO.	ISS.	DESCRIPTION
AH-850603-A	1	ADJUSTMENT
E-850603-A	2	EXPLANATION

STOCKLIST DH-720946-40 (FIG. LA)

**H-850603-A**  
**H-850603-A**

ISSUE 4  
5-H-850603-A (REV. 5)  
REWORK FROM GENOA DRG. CC-6310  
REVISED NOTES AND ADDED REF. FIGS. FD, S-18-65, AT  
JJS 5  
6-H-850603-A (REV. 3)  
DELETED METERING AT SPG. 2 OF RLYS. GI & G2.  
ADDED ASSOC. DRAWINGS AH-850603-A ISS. 1 & E-850603-A ISS. 2, K.V.  
A.L. 12-7-65  
ISSUE: 6  
7-H-850603-A  
ADDED NOTE 3, H.V. FIG. 4  
JJS 7

DESIGNED R.C.T.  
APP'D. R.V.O.  
SCALE: DATE: 7-5-60  
DO NOT SCALE DRAWING

DR. LH/FG  
CK. R.J.E.  
DATE: 7-5-60

CAX SELECTOR MARKER & CONNECTOR CONTROL CKT. WITH TRANSISTOR SWITCHED RELAYS SELECTOR BOARDS TYPE 900 RELAYS

**H-850603-A**

SHEET 1 OF 2

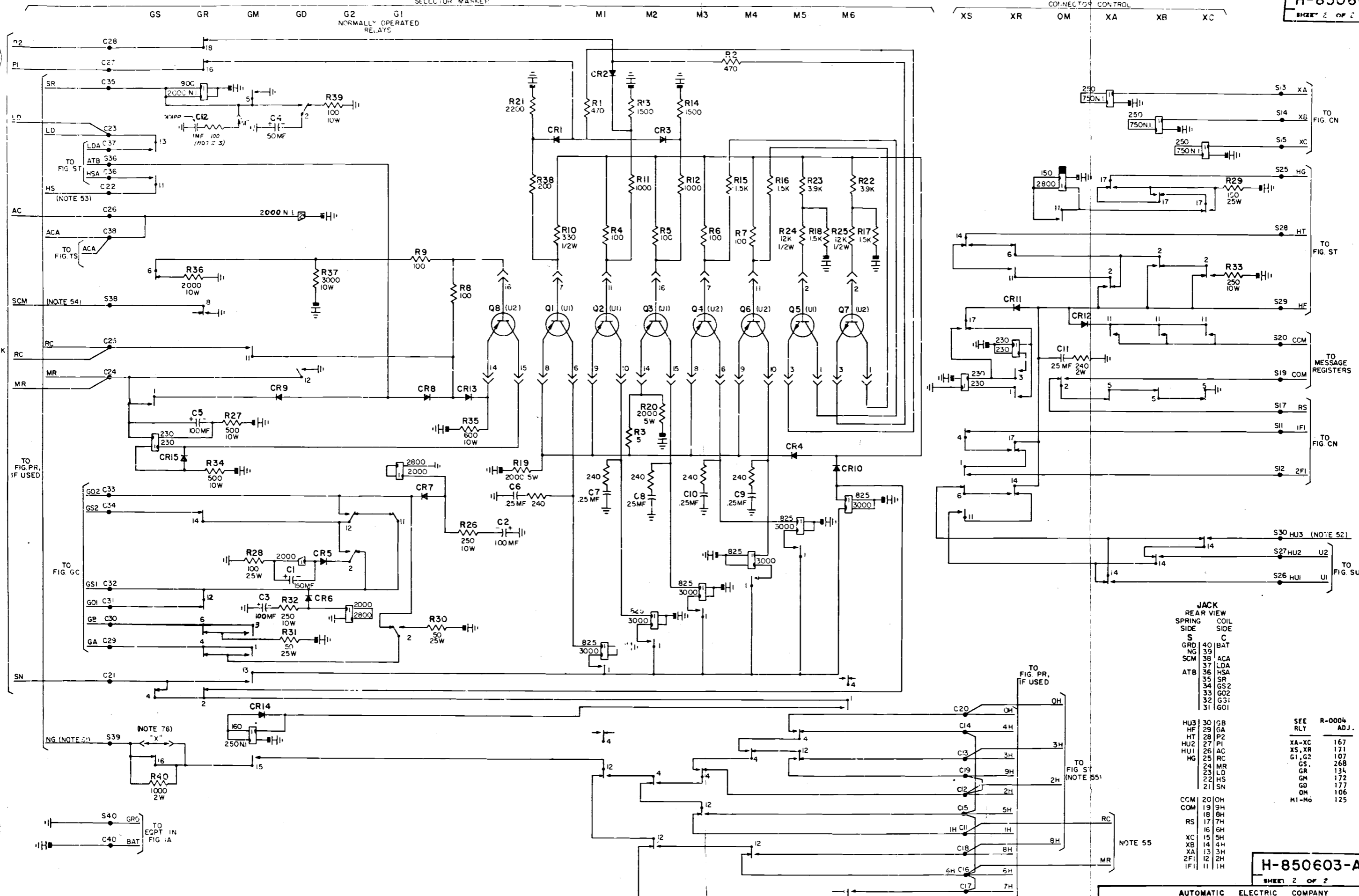
AUTOMATIC ELECTRIC COMPANY  
NORTHLAKE, ILL., U.S.A. • GENOA, ILL., U.S.A. • WAUKESHA, WIS., U.S.A. •

FIG. 1A

H-850603--A

SHEET 2 OF 2

ISSUE 6  
ISSUE 7



**JACK REAR VIEW**

SPRING SIDE	COIL SIDE
S	C
GRD 40	BAT 39
NG 38	ACA 37
SCM 36	LDA 35
ATB 34	HSA 33
	SR 32
	GS2 31
	GO2 30
	GO1 29
	GA 28
	PI 27
	AC 26
	RC 25
	MR 24
	LD 23
	GM 22
	GD 21
	SN 20
	OH 19
	9H 18
	8H 17
	7H 16
	6H 15
	5H 14
	4H 13
	3H 12
	2H 11
	1H 10

SEE RLY	R-0004 ADJ.
XA-XC	167
XS, XR	171
G1, G2	107
GS	268
GR	134
GM	172
GD	177
OM	106
M1-M6	125

NOTE 55

H-850603-A

SHEET 2 OF 2

AUTOMATIC ELECTRIC COMPANY  
NORTHLAKE, ILL., U.S.A. • GENCA, ILL., U.S.A. • WAUKESHA, WISC., U.S.A.